
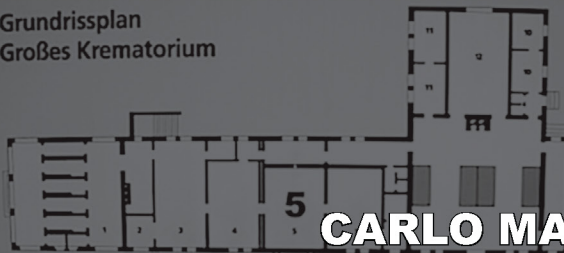


# THE DACHAU GAS CHAMBER



**Documents,  
Testimonies,  
Material Evidence**

Grundrissplan  
Großes Krematorium



**CARLO MATTOGNO**

**GASKAMMER**  
getarnt als „Brausebad“  
– war nicht in Betrieb

**GAS CHAMBER**  
disguised as a „shower room“  
– never used as a gas chamber

**CHAMBRE A GAZ**  
„chambre de douche“ camouflée  
– ne fut jamais utilisée

**CAMERA A GAS**  
camuffata da „bagno a doccia“  
– non fu messa in funzione

## THE DACHAU GAS CHAMBER



# The Dachau Gas Chamber

Documents, Testimonies, Material Evidence

Carlo Mattogno



Castle Hill Publishers

PO Box 141, Bargoed CF82 9DE, UK

November 2022

**HOLOCAUST HANDBOOKS, Volume 49:**

Carlo Mattogno:

*The Dachau Gas Chamber:*

*Documents, Testimonies, Material Evidence*

Translated from the Italian by DeepL.com

Bargoed, Wales, UK: CASTLE HILL PUBLISHERS

PO Box 141, Bargoed CF82 9DE, Wales, UK

November 2022

ISBN: 978-1-59148-938-2 (hardcover)

ISBN: 978-1-59148-295-6 (paperback)

ISSN: 1529-7748

Published by CASTLE HILL PUBLISHERS

Manufactured worldwide

© Carlo Mattogno

Distribution:

Castle Hill Publishers, PO Box 141

Bargoed CF82 9DE, Wales, UK

<https://CastleHill.shop>

Set in Times New Roman

[www.HolocaustHandbooks.com](http://www.HolocaustHandbooks.com)

Cover Illustration: Front cover, top, left to right: Documents 20, 43, 28;  
bottom row, left to right: Documents 3, 6, 37, 1, 27

## Table of Contents

	Page
1. An American Forgery? .....	7
2. Testimonies and Trial Results .....	14
3. Floor Plans of the New Crematorium.....	21
4. Jean-Claude Pressac’s Interpretation.....	24
5. The Experimental-Gas-Chamber Thesis .....	31
6. The Morgue Thesis.....	34
7. The Gassing Technique According to Pressac .....	37
8. Captain Fribourg’s Expert Report .....	39
9. Otto Kohlhofer’s Expert Report .....	46
10. The Original Layout of Room 8 .....	48
11. The Restructuring of Room 8 in 1944.....	53
12. The Zyklon-B Homicidal-Gas-Chamber Thesis.....	57
13. The Elements of the Restructuring of Room 8 .....	61
14. The Purpose of Restructuring Room 8 .....	68
15. The Non-Use of the “Gas Chamber” and the Probable Function of Room 8 .....	72
Appendices .....	77
Documents.....	78
Archive Abbreviations .....	135
Bibliography.....	137
Index of Names .....	139



## 1. An American Forgery?

In 2011, two important articles appeared on the alleged gas chamber at Dachau Concentration Camp, one by the Orthodoxy, the other by a revisionist. The first, authored by Barbara Distel with the (translated) title “The Gas Chamber in ‘Baracke X’ of the Dachau Concentration Camp and the ‘Dachau Lie’,” was published in the proceedings of an international historical conference held in Oranienburg, Germany, in 2008. The other was written by Thomas Dalton and appeared in the journal *Inconvenient History* under the title “Reexamining the ‘Gas Chamber’ of Dachau” (Dalton 2011).

I have discussed orthodox writings on this topic earlier (“The Mysterious Gas Chamber at Dachau,” in Mattogno 2016, pp. 222-227). Before I expand on my earlier elaborations, I reiterate what I wrote earlier about what the orthodoxy knows on this topic, which is still valid today.

In her paper, Barbara Distel states (Distel, p. 337):

*“In the spring of 1942, the construction of a new crematory in line with the plans of the SS was started at Dachau – designated as ‘Baracke X’ by the SS, because the capacity of the crematorium erected in 1940 was no longer sufficient in view of the high mortality in the camp, caused in particular by the execution of thousands of Soviet PoWs. The new crematorium was equipped with a gas chamber.”*

Distel then continues (p. 338):

*“The question of whether people were actually murdered by poison gas in the gas chamber installed in this crematorium has not yet been answered with certainty; the sources in this respect are poor, and this has not changed in the 25 years which have passed since the first scientific inventory on ‘Nazi Mass Murders.’”*



For this reason, Distel tells us, the “date of the termination and/or the start-up of the gas chamber is still unclear” (footnote 8 on p. 338), in spite of the fact that, at Dachau, “in the early 1960s an intensive search for reliable sources was carried out in the area of the former camp as part of the creation of a memorial” (footnote 6 on p. 338).

Distel states that, in the opinion of orthodox historians B. Siebert, the alleged gas chamber was built in connection with the execution of Soviet PoWs, but she adds (pp. 339f.):

*“The question as to why the gas chamber, presumably finalized in the spring of 1943, was not used for executions according to what we know today must remain unresolved just like the question whether the gas chamber was possibly used for individual killing actions.”*

While evidence is said to exist to the effect that “during the construction of Baracke X” the infamous Dr. Siegmund Rascher considered using “the gas chamber for the testing of deadly combat gases,” this has “not been ascertained unambiguously to the present day,” although it “could not be excluded” either (p. 339).

In this regard there is the well-known statement by former camp inmate František (Franz) Bláha of January 9, 1946 (PS-3249) – to which I will return later – which another historian, Stanislav Zámečník, “considers credible, despite its contradictions, or for not improbable with respect to a use of the gas chamber as suggested by Rascher.” but Distel then admits that “evidence for the killing of people in the Dachau gas chamber does not exist in this case either” (p. 340).

Just as unresolved, in her opinion, is the question why the alleged gas chamber “was not used during the last months of the war for the murder of the sick and the weak, as was the case in other camps which possessed such killing installations” (*ibid.*).

As in the case of other camps, the gas-chamber story at Dachau was born out of the tragic situation the Americans found and filmed when they entered the camp. At the Dachau Trial (November 15 – December 13, 1945) it was explicitly admitted (United Nations..., p. 5):

*“A typhus epidemic was raging at the camp from December, 1944, until the liberation of the camp by American troops in April, 1945. Approximately 15,000 prisoners died of typhus during this period.”*

Distel writes (p. 337):

*“In front of the [crematorium] building, as well as in the so-called morgue, there were piles of naked corpses that it had been impossible to throw into*

*the mass grave near-by. That is where the dead had been taken in the last weeks before the liberation, as there was no longer any fuel for the incineration of the corpses in the cremation furnaces."*

It was clear to the U.S. propaganda staff that these poor people must have been murdered in a gas chamber. This version was all the easier to sell as there existed – in front of the crematorium – four genuine Zyklon B circulation disinfestation chambers (plus an empty one, without any equipment, which was probably used for the storage of the Zyklon B cans). As we will see later, these chambers would be presented as homicidal gas chambers in the official American report on Dachau prepared in May of 1945.

To complete the propaganda picture, the Americans had a sign placed in front of the crematorium in 1945 that spoke of "238000 individuals who were cremated here" (Distel, p. 340).

Paul Rassinier, who published a photograph of this sign ("This area is being retained as shrine to the 238.000 individuals who were cremated here. Please don't destroy"), added (Rassinier 1961, p. 334):

*"In a lecture presented on 3 January 1946 and published in Stuttgart by Franz M. Hellbach under the title 'The road to freedom,' Pastor Niemöller asserted that '238,756 people were burnt' at Dachau, more than had ever been interned there."*

This is correct, except that this was not Niemöller's claim, but another sign placed in front of the crematorium that said (Niemöller, p. 19):

*"In the years between 1933 and 1945, 238,756 people were burnt here."*

Distel then briefly reviews several postwar publications that mention the alleged Dachau gas chamber; some claimed that only a few experimental gassings were performed there, while others maintain that it "never really worked properly."

In the 1960s, the Dachau Memorial placed a sign in several languages on the premises in question that read: "Gas Chamber disguised as a 'show-room' – never used as a gas chamber." It was still there in 1990, when I visited the camp (see Document 27).

Also in 1960, the first protests began. The German right-wing tabloid *Deutsche National-Zeitung und Soldaten-Zeitung* began to speak of the "Gas Chamber Hoax of Dachau." The critics went so far as to claim that the furnaces of the new crematorium had been built after the war,<sup>1</sup> and they

---

<sup>1</sup> The crematorium chimney was shortened by several meters at an unspecified date, probably in the 1950s, in the course of museum work. This may have given rise to the story of the furnaces built by the Americans.

merged the gas-chamber and cremation themes into the term “gas oven.” Distel then writes about Martin Broszat’s much-cited letter to the editor of the German weekly *Die Zeit*, published on 19 August 1960 under the title “No gassing at Dachau,” and adds that “the revisionists” (it would have been better to say “*some* revisionists”) had distorted its contents and had claimed falsely that Martin Broszat had contested in a general way the existence of gas chambers on the territory of the *Altreich*, *i.e.* Germany in the borders of 1937 (which, in fact, he did not do).

All this is well known. What is less well known is that Martin Broszat wrote his letter “in reaction to an article written by Robert Strobel on the front page of ‘Die Zeit,’ in which he implicitly painted as a fact the assertion that mass killings by poison gas had been carried out in the Dachau gas chamber and moreover created the impression that the victims had been Jewish” (Distel, p. 341).

In this article, Robert Strobel had attacked the former Wehrmacht general Martin Unrein, a “proto-denier” who had labeled the gas chamber as an ordinary shower room. The meaningless notion of “gas ovens” was introduced into the discussion by Robert Strobel himself:

*“For him [General Unrein], it was not Hitler’s victims who were burned in the Dachau gas ovens but the corpses of the German SS-soldiers who had died at Dachau.”*

The article mentioned by Distel actually appeared only on 7 January 1966 (since 1963 the title of the newspaper has simply been *Deutsche Nationalzeitung*). It was written by H. Berger and was headlined “Rumors about Dachau.” It stated that the SS guards, interned at Dachau, had been forced by the Americans to build “new and larger gas ovens” – which, of course, is incorrect.

Distel concludes by asserting that the revisionists have not changed their arguments since that time (Distel, p. 342).

In fact, a major change in the way revisionists argue occurred precisely in 2011, thanks to Thomas Dalton’s article mentioned earlier, which followed his visit to Dachau in the middle of that year. He first notes contradictions in the official literature that seem to support the accusation that the alleged gas chamber was set up by the Americans: on the one hand, the gassing system described is at odds with the current state of the place, and on the other hand, a report dated May 15, 1945, states that the ceiling of the alleged gas chamber was “some 10 feet” (about 3 meters) high, so the ceiling must have been lowered after the Americans arrived in Dachau (Dalton, p. 327):

*“Indeed the gas chamber ceiling today is 2.15 meters high, but the adjacent room height is 2.9 meters – a full 75 cm (30 inch) differential. Whoever lowered the ceiling and installed the ‘fake showerheads’ did a remarkably crude job. Today it appears as a poured concrete ceiling, smooth and white, into which someone roughly chiseled several funnel-shaped holes. Of the 15 such holes, 13 have an open metal funnel, one is complete with perforated head, and the last is fully exposed [...]. In most cases one can see, faintly, evidence of rework to the ceiling after the ‘shower heads’ were installed.”*

The author then lays out pertinent observations based on the current state of the alleged gas chamber.

The evidence in favor of the American forgery seemed convincing, and I too assumed its validity in my paper cited earlier (first published in German: Mattogno 2011, pp. 258-264), but I soon renounced this explanation in the article “The Dachau ‘Gas Chamber’: New Perspectives,” which appeared in 2015 on the Olodogma website, of which the present study is a radical reworking.

The May 15, 1945 report mentioned by Dalton is Nuremberg Document L-159, which was published in the court records with the following explanation (IMT, Vol. 37, p. 615):

*“Report of a special Congressional Committee to the Congress of the United States, 15 May 1945, following a personal inspection of Buchenwald, Nordhausen, and Dachau concentration camp: conditions in the camps. Particularly atrocities which had been committed there (Exhibit USA-222)”*

In the section on Dachau, we read the following:

*“The gas chamber was located in the center of a large room in the crematory building. It was built of concrete. Its dimensions were about 20 by 20 feet, and the ceiling was some 10 feet in height! In two opposite walls of the chamber were airtight doors through which condemned prisoners could be taken into the chamber for execution and removed after execution. The supply of gas into the chamber was controlled by means of two valves on one of the outer walls, and beneath the valves was a small glass-covered peephole through which the operator could watch the victims die. The gas was let into the chamber through pipes terminating in perforated brass fixtures set into the ceiling. The chamber was of size sufficient to execute probably a hundred men at one time.”*

To this description can be added the account by former camp inmate Eugen Seibold recorded in a statement dated November 10, 1945:

*“I have never seen any person killed by gas in the gas chamber. The gas chamber was originally differently arranged than it looks now. Ranges [shower heads] like in a shower-room which ran parallel to the ground were supposed to spray the gas. Only later on, about a year ago, the ceiling with the false shower-heads was built in. The reason was that the gas to be used came in grains. Steam heated from the furnaces was supposed to enter the chamber on the top of the false ceiling where the gas grains would be dissolved by the steam which then would come out through the shower heads and kill the people.*

*We had 10 boxes of this gas called cyclon in our office for half a year, but they were never used. An engineer from Berlin who is right now at Dachau and at large was in charge of the construction [sic]. The gas arrangement was never finished, and we prisoners can say that we helped to sabotage its completion. When in 1944 the construction dump was damaged by bombs, we took a few parts from our steam dump in the basement which could not be replaced and made sure that there was never a chance to use the devilly [sic] system as planned by the SS High Command. I know, however, that people were very anxious to get the gas chamber going.”*

Dr. Hintermeyer, the witness continues, visited the crematorium twice. The second time, on February 1, 1944, he told SS Oberscharführer Bongartz that the gas chamber absolutely had to be finished because 500 Jews from Berlin were to be gassed there.<sup>2</sup>

While the claimed original system of real showers could theoretically have worked with a gas such as carbon monoxide in pressurized cylinders, the one purportedly made afterwards is absurd. The “gas grains” had to be poured, it is not known how, into a cavity that had been created between the original ceiling and the one built later (which was made of concrete). Through the original real showers, water vapor was injected into the cavity, which “dissolved” the granules, generating the gas. But since the showers in the new ceiling were “fake,” the gas vapors could not enter the room, hence would have remained in the cavity!

The witness, who was in charge of cremating corpses, uttered glaring absurdities in this area as well: the furnaces allegedly operated at a temperature of 1,800°C – twice the probably actual temperature – and seven to eight corpses were put into each muffle that was designed to contain only one corpse – and if the corpses were emaciated, even nine were allegedly

---

<sup>2</sup> Archives of the Dachau Memorial, 767, pp. 87f.

introduced! This impossible load presumably burned within two hours; after two hours, another similar load is said to have been introduced.<sup>3</sup>

---

<sup>3</sup> *Ibid.*, p. 83.

## 2. Testimonies and Trial Results

The first official U.S. report on Dachau, written in May 1945 by Colonel William W. Quinn of the 7<sup>th</sup> Army, stated in the section titled “Executions”:<sup>4</sup>

*“GAS CHAMBERS [plural]: the internees who were brought to Camp Dachau for the sole purpose of being executed were in most cases Jews and Russians. They were brought into the compound, lined up near the gas chambers, and were screened in a similar manner as internees who came to Dachau for imprisonment. Then they were marched to a room and told to undress. Everyone was given a towel and a piece of soap, as though they were about to take a shower. During this whole screening process, no hint was ever given that they were to be executed, for the routine was similar upon the arrival of all internees at the camp. Then they entered the gas chamber. Over the entrance, in large black letters, was written ‘Brause Bad’ (showers). There were about 15 shower faucets suspended from the ceiling from which gas was then released. There was one large chamber, capacity of which was 200, and five smaller gas chambers, capacity of each being 50. It took approximately 10 minutes for the execution. From the gas chamber, the door led to the Krematory [sic] to which the bodies were removed by internees who were selected for the job. The dead bodies were then placed in 5 furnaces, two or three bodies at a time.”*

It is not known what this fanciful description was based on, but it is a certain fact that U.S. “knowledge” in this regard decreased dramatically as the investigation progressed.

---

<sup>4</sup> Brochure titled *Dachau*. GARF, 7021-115.17, p. 33; cf. [www.scribd.com/book/293580561/Dachau](http://www.scribd.com/book/293580561/Dachau).

During the trial against Martin Weiss (the last commandant of the Dachau Camp) and thirty-nine others (the Dachau Trial), which was held by the Americans from November 15 to December 13, 1945, Seibold (in court documents spelled “Seybold”) testified during the hearings on November 19 and 20, 1945, but no one asked him anything about the alleged gas chamber (Trial..., Vols. 3 & 4, pp. 321-345; continuous pagination). Only the following laconic mention appeared in the summary of the “Evidence for Prosecution” (*ibid.*, Vol. 1, p. 4):

*“The gas chamber had a sign over its entrance which read ‘Shower Bath’, although in fact there were no bath facilities.”*

Throughout the trial, only one witness spoke about the alleged gas chamber, the well-known Franz Blaha (František Bláha), a Czech physician who had been deported to Dachau on April 30, 1941. He was subjected to a very long interrogation during the hearings of November 16 and 17, 1945 (*ibid.*, Vol. 3, pp. 98-216), of which I quote the most important part (*ibid.*, Vol. 3, pp. 128-132):

*“Q. Now you mentioned this crematory. Will you describe, Doctor, the construction of this crematorium?”*

*A. There were two crematories, it was the old crematory with two furnaces. There was the new crematory with five ovens.<sup>5</sup> I think the new crematory was put into use in 1944, in the beginning of 1944.*

*Q. Do you know who constructed the new crematory?*

*A. The Polish Preists [sic] built that. It was called the ‘X bunker’ detail.*

*Q. Were these Polish Priests prisoners at that time?*

*A. Yes.*

*Q. How many rooms did they have down at this new crematory?*

*A. There is a big hall for the bodies, then a passageway, the room with the furnaces, then there is a preparation room, the gas chamber, and then there is another hallway, and then the disinfectant chambers.*

*Q. You mentioned the gas chamber; did that gas chamber have any sign over the top of it?*

*A. Yes, ‘shower bath.’*

*Q. I hand you a photograph marked, Prosecution’s Exhibit number 37, and ask you to state what that is?*

*A. That is the shower bath, the gas chamber, in the new crematory.*

---

<sup>5</sup> The new crematorium was equipped with four Kori furnaces.



*Q. Was that ever used for taking shower baths, Doctor?*

*A. I was in there once in the beginning of 1944 with Doctor Rasher; at that time he experimented with gas on prisoners.*

*Q. Was it ever used for the purpose of being a shower bath?*

*A. I don't know about that.*

*Q. Did they ever have facilities in there for using it as a shower bath?*

*A. I don't believe so.*

*Q. Is that photograph, Doctor, a true and accurate photograph of the scene it depicts?*

*A. Yes.*

*Prosecution: May it please the court, I offer into evidence Prosecution's Exhibit number 37.*

*President: The photograph itself is received in evidence.*

*Q. Now, Doctor, you stated that you went to the gas chamber with Doctor Rasher in 1944; who was Doctor Rasher?*

*A. Doctor Rasher was at first a Captain and then a Major of the Luftwaffe. He was the leader of the experimental station in the hospital on the fifth block.*

*Q. When you went there with Doctor Rasher what did you do?*

*A. He came to Headquarters with a car, and then we went over to the crematory by car.*

*Q. What did you do at the crematory?*

*A. We went to the so-called 'shower bath' around 8:00 o'clock in the evening. We opened up the gas chamber, and he ordered me to go inside, and I was to determine if the people were living or dead already.*

*Q. You mean people who had been in this gas chamber when you went there?*

*A. Yes.*

*Q. How many people did you find in this gas chamber when you went there?*

*A. I think eight or ten people; three were still living.*

*Q. What was the condition of the rest of them?*

*A. They were half poisoned.*

*Q. Were any of them dead?*

*A. The other ones were dead.*

*Q. You say they were half poisoned; half poisoned with what?*

*A. With the gas which was in that shower room.*

*Q. Did you have occasion to determine what kind of gas that was?*

*A. When I stepped in, certainly I ran out again as fast as possible.*

*Q. Did you detect any odor?*

*A. It smelled of chlorine.*

*Q. Did you have occasion to perform any autopsy on those prisoners who you examined there in the gas chamber?*

*A. No.*

*Q. Who else was present there at the gas chamber besides you and Doctor Rasher?*

*A. Pabst, my assistant was there, he was a porter in the death chamber.*

*Q. You said, 'death chamber,' what do you-mean by, 'death chamber'?*

*A. It was a department of the hospital where dissections took place and pathologies prepared.*

*Q. And, that was used if the people were already dead?*

*A. Yes; sometimes the people got there while they were still living.*

*Q. Who brought them there from the transports? Who would bring them to this room?*

*A. From the detail the dead bodies were piled up on the cars; as we brought down individual bodies from the cars, there were also some living ones in between them.*

*Q. These eight or ten prisoners in the gas chamber, were they prisoners in Camp Dachau?*

*A. Yes.*

*Q. Do you know the nationalities of any of these prisoners that were in the gas chamber?*

*A. I don't know that because at that time I just wanted to get out fast; I couldn't stand it in there.*

*Q. You mentioned, Doctor, that Doctor Rasher was in charge of the experiments for the Luftwaffe; what was the nature of these experiments?*

*A. There were two groups of experiments; one with air pressure, and one with cold water."*

On January 9, 1946, Blaha made a well-known affidavit for the Nuremberg International Military Tribunal, in which he stated in Paragraph 12:<sup>6</sup>

*“Affidavit of Franz Blaha*

*12. Many executions by gas, shootings and injections took place in the camp. The gas chamber was completed in 1944, I was called by Dr. Rascher to examine the first victims. Of the 8 to 9 people who were in the chamber, three were still alive, and the others appeared to be dead. Their eyes were red, and their faces were puffy. Many prisoners were later killed in this way. Afterwards they were taken to the crematorium, where I had to examine their teeth for gold. If they contained gold, they were pulled out.”*

During the tribunal, Blaha testified during the hearings on January 11 and 14, 1946 (IMT, Vol. 5, pp. 167-199), but first his January 9 affidavit was read in court. Thomas Dodd, one of the U.S. Executive Trial Counsel, was especially interested in the visits of high German dignitaries to the camp. Deputy Chief Prosecutor for the USSR Pokrovsky misled the witness, suggesting to him that Dachau was in fact an “extermination camp,” and Blaha immediately took up this nonsensical suggestion. He claimed that “Until the year 1943 it was really an extermination camp,” then various industries were established there, but Dachau remained an extermination camp; only the manner of killing changed (*ibid.*, p. 178).

Charles Dubost, French Deputy Chief Prosecutor, was the only one who asked the witness questions about Rascher (*ibid.*, p. 185):

*“Dubost: Were you informed of the purpose of the medical and biological experiments made by Dr. Rascher in the camp?”*

*Blaha: Well, Dr. Rascher made exclusively so-called Air Force experiments in the camp. He was a major in the Air Force and was assigned to investigate the conditions to which parachutists were subjected and, secondly, the conditions of those people who had to make an emergency landing on the sea or had fallen into the sea.”*

At the Dachau Trial, the prosecution had already charged the camp SS with carrying out two types of experiments on prisoners: with air pressure experiments and with cold-water experiments (Trial..., Vol. I, p. 4), which were aimed at testing the condition of pilots at high altitude and those who had fallen into the icy waters of the Atlantic. These were the only types of experiments that were established during the subsequent Doctors Trial (Dec. 9, 1946 to Aug. 20, 1947; Mitscherlich/Mielke, pp. 27-93). Experi-

<sup>6</sup> “Eidesstattliche Erklarung von Franz Blaha,” 9 January 1946. PS-3249. IMT, Vol. 32, pp. 56-64, here 62.

ments with gases were allegedly carried out only at the Sachsenhausen and Natzweiler-Struthof camps, and only with mustard gas and phosgene (*ibid.*, pp. 215-224).

The Americans classified over 70 documents relating directly or indirectly to Dr. Rascher and the medical experiments at Dachau, which I list below indicating their number and date:

DOC.	DATE (D.M.Y)	DOC.	DATE (D.M.Y)	DOC.	DATE (D.M.Y)
NO-1331	26.5.1939	PS-1610	9.10.1942	NO-240	11.4.1943
NO-263	24.2.1942	NO-293	13.10.1942	NO-241	16.4.1943
PS-1971a	5.4.1942	NO-225	16.10.1942	NO-230	17.5.1943
PS-1581b	13.4.1942	PS-1613	16.10.1942	NO-231	17.5.1943
PS-1571c	13.4.1942	PS-1971d	20.10.1942	NO-267	22.5.1943
NO-218	16.4.1942	PS-1571e	21.10.1942	NO-232	11.6.1943
NO-318	16.4.1942	NO-226	21.10.1942	NO-611	15.9.1943
NO-219	27.4.1942	PS-1609	24.10.1942	NO-432	21.10.1943
NO-296	27.4.1942	NO-288	6.11.1942	NO-758	10.12.1943
NO-264	28.4.1942	NO-319	6.11.1942	PS-1612	12.12.1943
NO-220	11.5.1942	PS-1579	6.11.1942	NO-616	10.2.1944
NO-261	4.6.1942	NO-431	12.11.1942	NO-615	16.2.1944
NO-283	15.6.1942	NO-287	20.11.1942	NO-614	17.2.1944
NO-284	25.6.1942	NO-269	29.11.1942	NO-290	21.3.1944
NO-221	26.8.1942	NO-236	12.1.1943	PS-2428	13.5.1945
NO-222	29.8.1942	NO-243	28.1.1943	NO-242	9.9.1946
NO-223	6.9.1942	NO-320	28.1.1943	NO-1424	31.12.1946
NO-234	10.9.1942	NO-238	4.2.1943	PS-1578	?
PS-1618	10.9.1942	NO-237	6.2.1943	PS-1582	?
PS-1611	22.9.1942	PS-1616	12.2.1943	PS-1617	?
NO-229	27.9.1943	NO-268	19.2.1943	NO-610	? photo
NO-285	3.10.1942	PS-1580	23.2.1943	NO-224	?
PS-1619	7.10.1942	PS-1615	3.3.1943	NO-217	?
NO-295	8.10.1942	NO-270	14.3.1943		
NO-286	8.10.1942	NO-292	4.4.1943		

None of these documents mention gassing experiments.

Rascher himself, in the curriculum of his professional training (*Ausbildungsverlauf*) that he drafted on May 17, 1943, summarized his assignments as follows (NO-230):

*“Since February 1942, experimental activities in Dachau Concentration Camp: 1.) On the orders of the Reichsführer SS as well as the General Chief of Staff, Prof. Dr. Hippke, ‘Experiments for the rescue of humans from great heights’ in cooperation with Dr. med. S. Ruff and Dr. Romberg,*

*DVL Berlin. The results of this work are laid down in the form of a secret command document and two long experimental films.*

*2) By order of the Reichsführer SS and the Generaloberstabsarzt Prof. Dr. Hippke 'Experiments for the rescue of hypothermic people' (start on Aug. 15, 1942); four months in cooperation with University-Prof. Dr. Holzlöhner, Kiel, and Dr. Finke, Universität Kiel."*

Rascher's name also appears in a British intercept of a German radio message that conveyed the following message:<sup>7</sup>

*"To SS Brigadeführer Glücks, Oranienburg. The Reichsführer SS has authorized SS Untersturmführer Dr. Rascher, who is conducting the experiments in Dachau, to produce color photographs related to his experiments. I request that the appropriate arrangements be made. Sgd. Brandt, SS Sturmbannführer."*

Among the trial testimonies, one of the most important is undoubtedly that of Anton Pacholegg, a former camp inmates who claims to have been an employee at the Dachau experimental station, in close contact with Dr. Rascher, but even he knew nothing about experiments with gas. In his detailed statement of May 13, 1945, he made only one reference to the alleged Dachau gas chamber (PS-2428):

*"Another experiment as told to me by NEFF personally was done in the following manner. The prisoner would be taken into the gas chamber at the new crematorium and extremities of the body amputated without the use of anaesthetics, i.e., living bodies were used to simulate battle field condition wounds and shell fire wounds. The coagulation tests were being conducted during this time. Dr. RASCHER conducted this experiment and would later dictate this [sic; his] findings for the official report."*

This is blatant fantasy. Walter Neff, called in by the witness, was a former political prisoner who had been interned at Dachau in 1938. On February 1, 1942, he was appointed ward supervisor of the camp's experimental station, which began operations on February 22. He knew only about high altitude and refrigeration experiments, and made no mention of the alleged Dachau gas chamber.<sup>8</sup>

Virtually no one knew of gas experiments conducted by Dr. Rascher at Dachau, beginning with Blaha himself. His evanescent statements on the subject therefore remain unconfirmed.

<sup>7</sup> TNA, German Police Decodes No. 3, Traffic: 20.4.42. ZIP/GPDD 2/30.4.42, n. 17/18.

<sup>8</sup> NOKW-450, 452 (two excerpts from witness interrogations during the Doctors' Trial, hearing of Dec. 17, 1946); NOKW-426, Affidavit of 23 Dec. 1946.

### 3. Floor Plans of the New Crematorium

The plans for the new Dachau crematorium date back to March 1942. Four floor plans have been preserved, all designated “Preliminary and Construction Plans for Barrack ‘X’ in Dachau Concentration Camp”: the floor plan (NO-3887), the drawing of the building with two sections (NO-3886), the floor plan showing the electrical system (NO-3885), and the foundation plan (NO-3884). These drawings were classified as court documents only for the Nuremberg Tribunal. Strangely, none of them were presented as evidence during the Dachau Trial, for which the Americans presented only a single “Photograph showing gas chamber (shower bath),” which was introduced as Exhibit No. 37 (Trial..., Vol. III, p. 34).

The drawings of the new crematorium allow us to answer the initial question: was the current ceiling of the alleged gas chamber originally higher and then lowered by the Americans only in 1945?

Document 1 (Dalton, p. 323) shows the current floor plan of the crematorium. Room No. 5 is the alleged gas chamber, which is preceded by a disrobing room (No. 4) and followed by a morgue (“Death room,” No. 7) and the incinerator (cremation) room and an execution site (No. 8). In front of the crematorium are the disinfecting chambers, meaning disinfestation chambers (No. 1).

On the original floor plan (NO-3887; Documents 2, 2a, 2b), the alleged gas chamber corresponds to Room No. 8. It measures 7.12 m × 5.50 m (39.16 m<sup>2</sup>) and has two pairs of doors (*T1-T2* and *T3-T4*), two of which open outward (*T1* and *T4*), the other two inward (*T2* and *T3*). The wall separating it from Room 9 has a spyhole (S) with the section of a truncated cone. The left wall separating Room 8 from Room 6 has a gap *I* along its entire length. There are six drain covers (1-6) in the floor (Document 2c).

The floor plan showing the electrical system (NO-3885) indicates the presence of tiled walls, two light points on the ceiling in the center of the room (represented by the symbol X), and a 0.75-hp motor; a similar motor is shown in the adjacent room (No. 11; see Document 3).

Section A-B (Document 4) cuts through Rooms 3 and 4. Here the attic is 3 meters high. Section C-D (Document 5) shows two rooms, one smaller, on the left, with the attic 3 meters high, the other larger, on the right, with the attic 2 meters high, forming a gap of about 90 centimeters to the height of the attic ceiling. The measurement shown in the plan (115 cm) also includes the height of the attic floor, which therefore should be 25 cm thick.

In the room on the left, a window opens on the outer wall, while the outer wall on the right has no opening. This section is reversed from Section A-B, that is, the left wall of this one corresponds to the right wall of Section C-D and vice versa. Thus, turning the plan around, it appears that the room on the left of Section C-D can only correspond to Rooms 9 and 10, and the room on the right only to Rooms 8 (the “gas chamber”) and 11. However, Room 11 has a window that is almost level with that of Room 10, while Room 8 has a windowless outer wall; Room 9, on the other hand, has a window. From this, it can be inferred that Section C-D cuts through Room 8 more or less along the line drawn to indicate the room’s width of 7.42 meters.

The “Explanatory Report” on the new crematorium dated April 23, 1942 confirms (NO-3862):

*“Room No. 8 has an intermediate reinforced-concrete ceiling”*

Therefore, it is clear that the crematorium design called for a two-meter-high ceiling for this room. It remains to be clarified whether the room was actually built according to this plan, *i.e.*, whether the Americans found a 3-meter-high ceiling and built the present 2-meter high false ceiling, in which they placed the fake showers, or whether they found it already this way.

It should be noted that the well-known photograph of May 2, 1945, taken in the “gas chamber” by Illinois Senator Charles Wayland Brooks shows the ceiling of the room in its present state, so that the Americans, who had arrived on April 29, would not have had time to do the work. There is also the American film *Nazi Concentration and Prisoner-of-War Camps* submitted to Nuremberg as Document PS-2430 (to which I will return later) showing the interior of the crematorium, apparently dating from May 3. If the dates are accurate, there is no doubt that the current ceiling of the alleged gas chamber is original.

However, the U.S. Congressional Report of May 15, 1945, indicates the ceiling height of the “gas chamber” to be about 3 meters; it is claimed that this is a simple error, but this is bizarre to say the least: how could one, upon entering from a room with a ceiling 3 meters high into another with a ceiling of about only 2.15 meters high, attribute to the latter room a height of also 3 meters?

And what about Eugen Seibold’s statement? He attributed the construction of the false ceiling with the false showers to “about a year ago,” i.e. – since he made that statement in November 1945 – more or less to November 1944, and, according to him, the present false ceiling did not exist originally.

In 1995, a certain R. Müller took photographs of the attic above Room 8; three are known, on which I will dwell several times and in detail later. In one of them (Document 6) a fan with pipes can be seen, to which I will return later. In the present context, we are interested in the masonry ceiling of Room 8 (the “gas chamber”), which is about 40 cm lower than the wooden floor joist that runs at the bottom of the photo from the left to the right. There is no doubt that this is the original attic, but it cannot be the ceiling of the “gas chamber,” which would be considerably lower than that. This means that between these two ceilings there may be a cavity, and we have no idea what it contains.

What was the function of this Room 8?



## 4. Jean-Claude Pressac's Interpretation

In an unpublished paper on the “gas chambers” of German concentration camps dated November 9, 1994, French historian Jean-Claude Pressac, addressed, among other things, the camp in question with a paragraph titled “The gas chamber for medical experiments in Dachau.” He notes:<sup>9</sup>

*“Indeed, the SS, evidently having nothing to reproach themselves for, had abandoned the construction files of the camp’s many buildings without destroying them. All of these archives having been seized by the Americans, it did not take them long to find the crematorium file. A big surprise awaited them. The first-floor plan of the new crematorium – to differentiate it from the first, makeshift crematorium containing a furnace with two mobile Topf cremation muffles, immobilized and heated by two lateral coke hearths – was designated ‘X’ (Document NO-3887). Each of the rooms was labeled with a number from 1 to 21. The number 8 on the location of the gas chamber indicated that it was a... morgue. The Americans, instead of trying to understand, preferred to proceed by elimination. The title of the file, Barrack ‘X’, was promising, worthy of a detective story, and it fired the imagination. Such a designation could only conceal the worst kind of turpitude. They left it. The rest of the documents were more embarrassing, because the gas chamber was uniformly referred to as the morgue. All of the documents so labeled were discarded. The ‘streamlined’ file contained only six letters or reports exchanged between the SS Economic Main Office in Berlin and the Construction Office in Dachau from March 17 to May 9, 1942*

---

<sup>9</sup> J.-C. Pressac, “La chambre à gaz d’expérimentation médicale de Dachau.” Archives of the Dachau Memorial, Folder *Krematorium Baracke X*, pp. 4f. of the typescript. All page numbers in the text from there, unless stated otherwise.

*(NO 3859 to 3864), accompanied by seven plans of the crematorium (NO 3884 to 3890)."*

In practice, Pressac claims that the Americans "discarded" most of the documents related to the crematorium which were back then required by law for every official construction site, especially those documenting the handover of the finished building to the camp headquarters, which contained all the plans and especially the description of the building, as shown, for instance, in the documentation related to the Auschwitz-Birkenau crematoria. The aforementioned set of surviving documents, beginning with NO-3859, is accompanied by an unclassified photocopy of the back of the relevant binder, which bears the inscriptions, from top to bottom: BW [*Bauwerk* = Construction Project] 14; Baracke X. Kap.[itel] 21/7b (Bau) 7; a stamp, and finally the total cost of the project "RM: 200000." This suggests that the folder contained many more documents than those released by the Americans, so that Pressac's hypothesis is probably true.

He then presents a floor plan with his reconstruction of the function of the various rooms. In his opinion, Room 6 was planned for receiving and registering the corpses, while Room 8 (the alleged "gas chamber") was a "morgue," and Room 11 was for autopsies. Here is his description of the room that interests us (pp. 7f.):

*"The morgue had no windows, and its lighting came from two central lamps. To ensure good ventilation, the volume of the room was reduced with a ceiling height of 2 m (3 m for the other rooms). This is shown in Section C-D (at the level of the morgue) of the section and facade plan (NO 3886). Its walls were covered with ochre tiles ('Wände verkachelt'). A ventilator was built into the southeast wall of the building. A third door was set into the northwest wall to facilitate the passage to the southwest entrance, where an electric switch was installed next to this additional door."*

Pressac's intuition is undoubtedly correct, but his mania for always wanting to explain everything down to the minutest details led him astray at times.

In fact, his detailed explanations of the morgue's structure seem rather drawn out, if not downright fanciful. In particular, the opening of an additional door and the fan in the wall are not supported by any evidence.

As I have shown earlier, the attic that appears in Document 6 is definitely original, and this is also true of the fan that used to be installed in this now-empty location. Most likely, the concrete slab served to support the weight of the fan, its associated piping and the heat exchanger, which was even heavier. The fan, therefore, was not located in the outer wall, but

on the attic floor. Since the room had no windows, a fan was essential for ventilation. I will return later to this issue.

Later, Pressac continues, the morgue was converted into a gas chamber. Dr. Sigmund Rascher, who conducted experiments on inmates at Dachau, wrote to Himmler on August 9, 1942:<sup>10</sup>

*“As you know, the same facility as in Linz is being built in Dachau Concentration Camp. Since the ‘transports of invalids’ end up in certain chambers anyway, I ask whether the effect of our various war gases can be tested in these chambers on the persons designated for this purpose anyway? Up to now, there are only animal experiments and reports about accidents during the production of these gases. Because of this paragraph, I send the letter as a ‘secret matter.’”*

According to Pressac, Rascher was referring to the Degesch forced-circulation disinfection chambers that were being installed at the far end of the crematorium building, and it was in them that he wanted to test German war gases. Pressac continues:

*“However, although the structural work on the delousing facility was completed, the Degesch equipment, which was difficult to obtain, was still missing (as was the case for the delousing facility in the Auschwitz reception building). Rascher had to postpone his ‘gassing’ project indefinitely.”*

Rascher then allegedly decided to build his own gas chamber.

*“Since the Degesch equipment had not yet been delivered, Rascher probably appealed, through the camp’s Construction Office, to Heinrich Kori of Berlin, which, in addition to its specialty of waste-incineration furnaces, had an office and a workshop for manufacturing central heating and ventilation systems. It is well known that the SS construction offices dealt preferably with firms with which they already had contracts. The deal was conducted with great enthusiasm, and Kori benefitted from it.”* (p. 10)

Pressac then ventures a very meticulous reconstruction of the alleged “gas chambers.” Before examining it, however, it should be noted that already these premises are purely conjectural. First, Himmler’s response to Rascher’s letter is unknown, so there is no certainty that the Reichsführer gave him the permission he requested.

Second, nothing is known about the installation of the Degesch devices, so all of Pressac’s related discussion is hypothetical. The same applies to

---

<sup>10</sup> Archives of the Dachau Memorial, Folder *Krematorium Baracke X*. The excerpt from the letter I quoted is also quoted by B. Distel with reference Bundesarchiv NS 21/319 (Distel, p. 339).

the Hans (not Heinrich) Kori Company, since no evidence exists suggesting that they were involved in equipping the “gas chamber.”

Here, then, is how and why, according to Pressac, the morgue was turned into a “gas chamber” (p. 11):

*“It was a question of converting the crematorium morgue into an efficient gas chamber, capable of being heated or cooled quickly and of being ventilated in the same way. In early 1944, two separate circuits were installed above the ceiling of the morgue and were organized as follows: [Document 7].*

*Rascher explained to Kori that this room was to become a medical experimentation gas chamber, that the Reichsführer had agreed to this, and that the test subjects were all volunteers, happy to sacrifice themselves for the fatherland.”*

Pressac then explains (pp. 11-13):

*“The morgue underwent the following structural modifications;*

- replacement of the four [sic] wooden doors at the two main entrances with two sealed metal doors without peepholes, opening to the outside;*
- filling in of the third door and neutralization of the exterior electrical switch (still visible today);*
- removal of the two central lamps and replacement by eight recessed lamps (four each located high on the northeast and southwest walls, on either side of the entries);*
- piercing in the north-west wall of a hot-air inlet, a slanting pouring duct, closed in the corridor by a safety device (a kind of small porthole protected by a mobile cover), and installation at man’s height of a recessed niche closed by a metal door;*
- filling in of the fan opening in the south-east wall and breaking through of two ventilation openings with closing flaps (A1 and A2);*
- two ventilation holes in the ceiling (B).*

*The technical data of the deaeration circuit and the heating circuit are provided by the manufacturing plates fixed on the remaining casing of the blower and on a support foot (north-east side) of the heat exchanger (still existing today):*

<i>Extraction blower characteristics:</i>		<i>Heat exchanger characteristics:</i>	
<i>Order number</i>	91 967	<i>Order number</i>	91 967
<i>Manufacturing no.</i>	148 994	<i>Manufacturing no.</i>	148 995
<i>Type</i>	NE 400	<i>Air heater</i>	12 R 925 2 E
<i>Air throughput</i>	4180 m <sup>3</sup> /h	<i>Air throughput</i>	32 000 m <sup>3</sup> /h
<i>Air temperature</i>	°C	<i>Air temperature</i>	°C
<i>Steady pressure</i>	20 mm wc*	<i>Final air temperature</i>	+ 0°C
<i>Total pressure</i>	25 mm wc	<i>Heating steam</i>	0.1 Atm
<i>Speed of rotation</i>	930 rpm	<i>Heating water</i>	°C
<i>Power input</i>	0.7 hp	<i>Heating power</i>	calories/h
<i>Performance</i>	Abb. 4	<i>Air resistance</i>	mm water
<i>Position</i>	Pos. 3		
<i>Year of construction</i>	1944		* water column

Each circuit, deaeration and heating, after splitting into two ducts, is led into the corridor, where they are equipped with two closing valves for each circuit. It seems that the diameter of the conduits (40 cm) was divided in two in order to allow the installation of valves of a smaller section (20 cm), who are less heavy than one whose zinc-coated sheet metal duct could not support the weight. Each valve could be opened or closed by a hand wheel, operated from the corridor. The heating circuit did not have its own blower, and could only work by the deaeration blower sucking air through it. In the small cellar of the crematorium, there was a boiler for the central heating of the building (hot water). To supply the heat exchanger with steam, a second boiler was installed there. The gas chamber was 7.18 m long, 5.50 m wide and 2 m high, with a surface area of 40 m<sup>2</sup> and a volume of 80 m<sup>3</sup>. Its deaeration was three times more powerful than that of the morgues used in the gas chambers of crematoria II and III at Birkenau. In five minutes, its atmosphere was purified.

Once the doors were closed, the operation of the gas chamber went through different phases:

1/ bringing the room to the outside temperature: closing the heat-insulated valves and opening those for ventilation, opening the two ventilation openings, turning on the blower (by a switch installed in the corridor) until the desired temperature was reached (controlled by a thermometer in the recessed interior).

2/ heating of the room: opening of the heat-insulated and ventilation valves; activation of the blower until the desired temperature is reached.

3/ introduction of the gas: after closing the heat-insulated and ventilation valves, an ampoule of liquid gas was introduced through the pouring duct,

*and the porthole closed. The ampoule broke on the ground, the gas evaporated.*

*4/ ventilation of the gas chamber: opening of the two ventilation openings, opening of the ventilation valves (the heat-insulated valves remaining closed), starting of the blower until complete evacuation of the gas.”*

Pressac then ventures even more detailed explanations (p. 14):

*“Contrary to what has been said, the gas chamber did not have a peephole, because ‘observing the victims’ agony’ was not Rascher’s goal. He wanted to expose the subjects to the influence of three variable factors: the nature of the gas, the temperature of the room (from 0 to 30°C) and the duration of the action. The experiment required the presence of four people, Rascher and three assistants. During his shift, the doctor stood in the corridor and directed it from there by means of a panel (T1) with three control buttons allowing to light up corresponding indicator lights on three other panels, set in each of the external façades of the room (T2, T3 and T4) and in front of which the assistants were waiting. Depending on the color displayed, the helpers performed a specific task:*

*Organization of the Light Signals (based on Captain Fribourg):*

*T1: Four control buttons [o] and two indicator lights [●].*

*The white button controlled the lighting of the gas chamber.*

*o ● pink T2, T3 and T4: with three indicator lights, controlled by the corresponding buttons of T1 and distributed as follows:*

*o ● orange ● red (gas chamber in operation: no entry)*

*o white ● orange (end of experiment: opening of air intakes)*

*o red ● pink (end of ventilation: opening of doors).”*

As for the actual use of the “gas chamber,” Pressac states (p. 14):

*“The construction work was carried out in January and February 1944 and was completed in the first half of March. Only one deportee, the Czech physician Frantisek Bláha, correctly stated after the war that the gas chamber was completed in 1944. He witnessed the first experimental gassing by Rascher. According to Bláha, seven prisoners were gassed. At the end of the gassing, three were still alive, two were unconscious and the last two appeared dead. ‘Their eyes were red, and their faces were swollen,’ he reported. He did not specify the nature of the gas tested.”*

Pressac finally adds that “Rascher’s career was cut short on March 28, 1944, probably just after this first experimental gassing” (p. 15).

After that, “the experimental gas chamber was left untouched and returned to its original function as a morgue. In the summer of 1944, four de-

lousing cells were finally equipped with their Degesch devices and went into operation in October. They were in operation until the liberation” (p. 15).

This lengthy reconstruction requires further remarks, in addition to those already stated regarding its premises. It should be pointed out immediately, however, that as far as the modifications made to the “gas chamber” are concerned, of those listed by Pressac, the only ones that are documented are the replacement of the two doors leaves measuring 90 cm × 190 cm installed on the outer and inner side of the two entrances to Room 8 with metal doors normally used in air-raid shelters (Documents 8-10), and the replacement of the two central lamps with lateral lamps recessed in the wall.

As for the two ventilation openings and the heat exchanger, it is very difficult to believe that they were installed only in 1944, as I will explain later.

## 5. The Experimental-Gas-Chamber Thesis

First of all, it cannot be sensibly asserted that Franz Blaha is a witness (moreover, the only one) to the use of the “gas chamber” for one medical experiment by Dr. Rascher for the purpose of testing some kind of aggressive chemical.

It is true that Blaha stated at the Dachau trial that Dr. Rascher “at that time he experimented with gas on prisoners,” but this omniscient witness was unable to specify anything in this regard except that he had smelled chlorine in the alleged gas chamber!

In the January 9, 1946 affidavit mentioned above, Blaha spoke at length about the medical experiments carried out at Dachau. He mentions Dr. Claus Schilling’s malaria experiments (Point 3 of the affidavit), Dr. Rascher’s experiments from 1942-1943 concerning air pressure (Point 4) and the effects of cold water on humans (Point 5), Dr. Brachtel’s experiments of inoculating bacilli into the liver (Point 6), phlegmon experiments of four other doctors (Point 7), and salt-water ingestion experiments (Point 8), then he went on to other topics. In Point 12, which I have already quoted earlier, he related Dr. Rascher’s alleged activities to the “[m]any executions by gas, shootings and injections” that were perpetrated at the camp, specified that “[m]any prisoners were later killed in this way,” and he concluded by asserting that

*“Mentally insane persons were liquidated by being led to the gas chamber and either given injections or shot.”<sup>6</sup>*

The alleged gassing described by Blaha is thus completely outside of Presac’s logic, precisely because, for the witness, it was an execution, not an experiment, and Dr. Rascher would certainly not have delegated the examination of its outcome of an execution to a camp inmate.



Moreover, according to Pressac, the morgue was turned into a “gas chamber” from January to mid-March 1944. I recall that Rascher’s letter to Himmler is dated August 9, 1942, so this very long delay of 16 or 17 months remains completely unexplained.

It seems that Pressac chose the indicated period by exclusion: the final limit is March 28, when Rascher received a visit from the criminal police because, together with his wife, he had illegitimately acquired children, passing them off as natural offspring. The initial limit is January 1, 1944, because the fan installed in the attic of the Dachau crematorium was manufactured (according to Pressac) in 1944. Assuming this to be correct, the air heater would also have been manufactured in 1944, since, interestingly, the two devices would both correspond to order 91967, but the fan would have the manufacture number 148994, the air heater the one immediately following, 148995. Thus, in two and a half months, the two devices would be fabricated, installed, and tested.

While it is true that the devices for the Degesch delousing chambers were ready in the summer of 1944, and were undoubtedly much more urgent than contraptions for Rascher’s personal “medical experimental gas chamber,” serious doubts can be entertained about this story. To begin with and curiously enough, all kinds of data are said to be embossed on these devices – except that of the manufacturer! In practice, nothing indicates that the devices were requested from the Kori firm and manufactured and installed by them. In this regard, Pressac’s claim is just foggy conjecture. I will return to this issue in Chapter 14.

But even if we took the fan’s year of manufacture for granted, the inescapable conclusion that it was for a “gas chamber” does not flow from it. Such a fan is by no means incompatible with equipping a morgue. Finally, Pressac completely overlooks the six floor drains in Room 8 and the alleged fake shower heads, which would make sense as camouflage only for a homicidal gas chamber in order to deceive unsuspecting victims, but they make no sense at all for an experimental gas chamber, where the victims were inmates, often sentenced to death,<sup>11</sup> whom there was no need to deceive with fake shower heads.

---

<sup>11</sup> In a letter dated April 18, 1942, Himmler had arranged that Dachau inmates sentenced to death were to be pardoned if they survived the medical experiments. On October 20, 1942, the office of the Reichsführer’s aide-de-camp (Adjutantur) in Munich asked Rudolf Brandt by telegram if Russians and Poles were also to be pardoned (PS-1971d). The next day Brandt replied that the pardon did not apply to Russian and Polish prisoners (PS-1971e). In a letter written on November 27, 1942, by Karl Wolff to Erhard Milch, it is noted that Himmler had personally assumed the responsibility “to provide for these

I have already pointed out earlier the fact that in none of the trials held by the Americans was it established that Rascher experimented with gas on inmates. Another omniscient prisoner with a hot quill, Eugen Kogon, devoted a few pages of his well-known book to the question of German medical experiments, and elaborated particularly on those conducted by Rascher, but even he knew nothing about gas experiments (Kogon, pp. 141f.).

The experimental gas chamber hypothesis is therefore untenable.

---

experiments death-worthy anti-socials and criminals from the concentration camps” (NO-269).

## 6. The Morgue Thesis

In his plan of “Baracke X,” Pressac provides detailed explanations of the function of the various rooms; I quote the most important ones (p. 7, based on numbers on Document 2):

No. 6: “Reception and registration of corpses”

No. 8: “Morgue”

No. 11: “Autopsy room”

No. 18: “Coke room”

However, access to the alleged reception room could only be through the entrance door of Room 3,<sup>12</sup> which had three steps, as can be seen both in the floor plan,<sup>13</sup> and, even more clearly, in the front-view drawing (NO-3886), and was certainly not the best entrance for transporting corpses into the crematorium. It is more logical that the morgue was room No. 18, which was quite large (9.50 m × 5.50 m) and had an access opening of 2.70 m × 2.70 m with a double-leaf door that opened outward; in front of it, the drawing shows an inclined plane rising from the street level to the floor level of the crematorium (NO-3886).

This, moreover, is the layout of the rooms indicated by F. Blaha at the Dachau Trial during the interrogation I quoted earlier: “There is a big hall for the bodies [No. 18], then a passageway [?], the room with the furnaces [No. 13], then there is a preparation room [No. 11], the gas chamber [No.

---

<sup>12</sup> Excluding the access door to Room 4, which opened from Area 2, which was the “un-contaminated” area where the disinfected clothes were extracted from the four disinfection chambers.

<sup>13</sup> In Document 2, the door is indicated by the arrow, at the bottom, in the center of the image, below the number 3.

8], and then there is another hallway [?] and then the disinfectant chambers.”

However, could Room 8 have originally been a special morgue with access from Room 11? The concrete slab above the alleged gas chamber seen in Document 6 is certainly original, so right from the design stage on, this room was planned to be used to be equipped with the devices I will describe in detail later. The fact that the fan may possibly have been installed only in 1944 does not change anything about this initial this design, as I will explain immediately.

First, it must be established what the function of a fan in a morgue was. The answer is provided by Pressac himself when explaining Plan 932 of the new Auschwitz crematorium (the future Birkenau Crematorium II). In this regard, he states (Pressac 1989, p. 284):

*“Leichenkeller [Morgue] I was to take corpses several days old, beginning to decompose and thus requiring the room to be well-ventilated, to be incinerated as soon as possible.”*

Looking at this from Pressac’s perspective, if a ventilation fan was planned from the beginning, one may ask why the ventilation vents currently existing in the outer wall of the “gas chamber” do not appear in the crematorium floor plan. The answer is that the logic of the floor plan and sections of the crematorium, of photographs and architectural findings of the crematorium dictate the presence of *two* ventilators, one for air induction, the other for air extraction, both of which should have been located in the attic. Financial problems or limited metal allocation may have led the Dachau Central Construction Office to dispense with the air induction fan later by simply breaking two ventilation holes through the outer walls of the room. However, this hypothesis assumes that the ventilator whose empty housing appears in Document 6 was an air extraction fan and not one for air induction, but that is by no means certain.

On the ground-floor plan (NO-3887), Room 8 is the only one with double doors, which were definitely not gas-tight, but “stench-tight” for normal cadaveric miasmas; for the same reason, the separating wall between Rooms 8 and 6 had a gap. The floor plan of the crematorium (NO-3887) also gives indications of the type of floor in the rooms: in Room 5 it was of concrete, in Room 6 of wood, and in Rooms 8 and 11 of tiles.

The Topf Company’s Drawing D 57999 dated November 30, 1940 for the Auschwitz crematorium shows an L-shaped morgue, separated from the furnace room by a 38-cm-thick wall with a 14-cm-thick interior gap for insulation. The connecting door to the furnace room was double (one

opened toward the furnace room, the other toward the morgue), with dimensions of 120 cm × 200 cm.<sup>14</sup> The width of 120 cm likely provided for the easy passage of a trolley for moving corpses. In contrast to this, Room 8 of the Dachau crematorium has doors merely 90 cm wide, while Corridor 12, which connects the furnace room (No. 13) to Room 11, has two double doors 120 cm wide. This suggests the circulation of trolleys with corpses between these two rooms, but the circulation of living people between Rooms 6, 8 and 11.

Based on the floor plan, Room 11 was functionally connected to Room 13 (furnace room). The tile floor and the two floor drains hint at Room 11 having been an autopsy room; Room 8, on the other hand, was connected to Room 6, which was the only one with a wooden floor and also had two large windows, suggesting a locker room for a shower room (Room 8), as suggested by the presence of six large floor drains.

Considering all the known elements, the original design of Room 8 is compatible with both a morgue and a shower room.

---

<sup>14</sup> Floor plan of the Auschwitz crematorium, Topf Drawing D 57999, 30 November 1940. RGVA, 502-1-312, p. 135.

## 7. The Gassing Technique According to Pressac

Pressac's relative reconstruction – even under the untenable assumption (as I will clarify later) that the heating and ventilation devices were installed in 1944 – has two weaknesses that invalidate it. The first is the claimed gas-introduction device. He mentions a “pouring duct” in the wall separating the “gas chamber “ from the corridor behind it, through which “an ampoule of liquid gas was introduced.” However, Captain Fribourg, on whose expert report Pressac partly relies (which I will discuss later), explicitly stated that this was indeed a spy hole.

The second weakness is the operating mode of the devices, which Pressac describes as follows (p. 13; see Documents 7, 7a):

*“1/ bringing the room to the outside temperature: closing the heat-insulated valves [V3 and V4] and opening those for ventilation [V1 and V2], opening the two ventilation openings [B1 and B2], turning on the blower (by a switch installed in the corridor) until the desired temperature was reached (controlled by a thermometer in the recessed interior).”*

This is the normal operation of the air-extraction system, but it is not clear why the first “gassing” phase should have involved establishing the outside temperature inside the room (p. 13).

*“2/ heating of the room: opening of the heat-insulated [V3 and V4] and ventilation valves [V1 and V2]; activation of the blower until the desired temperature is reached.”*

By starting the fan and opening the galvanized pipe valves V1 and V2, the air in the room would have been sucked through the two air-extraction openings E1 and E2 located in its ceiling and expelled from chimney E. Opening of the insulated pipe valves (V2 and V3) would theoretically have allowed air from the ventilation stack B to pass through the heat exchanger,

down the duct to the “gas chamber” through opening B3 (but, as I will explain below, in practice the matter is not so simple); this air would have been sucked in by the blower through the two air-extraction openings E1 and E2, and precisely this suction, according to Pressac, would have created enough pressure difference to provide the air with enough energy to pass through the heat exchanger and go all the way through the described path. However, even if the blower had been able to make the air overcome all the resistance along this path, the ultimate result would inevitably have been the expulsion of hot air from chimney E. In practice, since it was not possible to recirculate the hot air in the room through the heat exchanger, the room would have warmed very little. This system would therefore have been as complicated as it was inefficient.

Finally, the story of the various-colored buttons in the room adjoining the “gas chamber” is patently conjectural and moreover not very credible, because the three colors (red, orange, pink) are similar and could have been confusing. Strangely, the color green is missing, which without any doubt would have been the best color to signal a “go-ahead” for opening the doors.

Therefore, Pressac’s hypothesis of an experimental gas chamber also appears very doubtful from a technical point of view.

## 8. Captain Fribourg's Expert Report

This expert report, which is dated May 25, 1945, was written by Captain Fribourg in his capacity as officer of the French Military Mission of the 6th Army Group, "Chemical Warfare," following an inspection, carried out on May 5, of Room 8 and the attic above it. He described and drew a sketch of the devices he found there. I quote the most significant elements of his report:<sup>15</sup>

“[INTERIOR OF THE ROOM]

*About 75 cm above the floor [there are] two hoppers that make the shower room communicate with the outside (palisade side). Each hopper is closed on the inside by a grating and on the outside by a movable filling system. [...]*

*Approximately 75 cm from the floor and in the axis of the shower room is the flap that closes a cylindrical spyhole, directed outwardly upward, which allows one to look into the shower room from the corridor. [...]*

*At the left corner, almost at floor level, there is the mouth of a duct closed by a grille (40 x 50 cm). [...]*

*The showerheads are set directly into the ceiling. The 2 ventilation (?) inlets (or outlets?) are covered by grating. [...]*

*Above the shower room.*

*In the attic are the two groups of pipes reported above.*

*(a) Uninsulated group.*

---

<sup>15</sup> Archives of the Dachau Memorial, Folder *Krematorium Baracke X*, "Chambre à gaz de Dachau. Rapports du capitain Fribourg," 25 May 1945, pp. 2-4 of the report.



*One of the two elements communicates in 2 places with the shower room to the right of the two openings with ceiling grids.*

*The other element is connected to an electric fan from which a pipe runs through the roof.*

*In one of the elements of this system, access to which is not easy, a black pipe of about 2 cm in diameter penetrates, the origin of which could not be found due to lack of means of access.*

*(b) Insulated group.*

*The piping from this group reaches some kind of humidifier (?) from which a similarly insulated pipe runs through the roof.*

*A steam or hot water connection is connected to the humidifier.*

*No penetration of the insulated piping into the shower room or its ceiling was discovered. [...]*

*Conclusions:*

*[...] it is likely to be a gas chamber.*

*A second visit is needed to discover the toxic gas circuit and possible communication with the disinfection chambers. Survey of all walls is necessary.”*

In order to understand this description, it is necessary to gather all useful elements, starting with Fribourg’s drawings.

His Drawing 1 shows the section of the “gas chamber,” the corridor behind it and the attic above it (Document 11). In the attic, an exhaust fan is installed with the vertical venting duct running through the roof; the horizontal duct is connected to the two air-extraction openings located in the ceiling of the “gas chamber.” The part of the duct that goes through the wall and out into the adjacent corridor is depicted more clearly in Drawing 5 (Document 12). The top part of the top sketch in Document 12 depicts a schematic of a fan with its associated piping. From the fan, the pipe runs horizontally to the adjacent room, forks before crossing the wall, re-crosses it in the opposite direction, and exits into the room below through the two air-extraction openings.

Shown below this is another pipe, which passes through a device (Fribourg thought of a “humidifier”) and runs horizontally into the adjacent room, parallel to the pipe described earlier; it too has a double bifurcation.

The first pipe, the one connected to the fan, is part of the “gas chamber” air-extraction system; the other belongs to the heating system.

Captain Fribourg calls the first a galvanized sheet-metal pipe, the second and insulated pipe.

The captions say (from top to bottom and left to right):

*pipe through the roof*

*electric fan*

*galvanized sheet-metal pipe*

*double opening into the "Shower Room"*

*top, roof removed [?]*

At the bottom, the sketch on the left bears the inscriptions:

*small pipe of undetermined origin*

*galvanized sheet-metal pipe*

*corridor*

*"shower room"*

*section e-f*

And the sketch to the right:

*pipe (steam or hot water) along the building*

*insulated pipe*

*humidifier*

*shower room*

*section n-c*

In order to explain what is above the ceiling of the alleged gas chamber, I label and comment on the relevant Müller photographs, beginning with the one already presented as Document 6, which I present again with labels added as Documents 13 and 13a. There one can see the fan housing (from which the fan itself was dismantled at an unspecified time; No. 1), from which emanates a galvanized pipe running horizontally close to the attic floor in the direction of the furnace room (No. 2). To the left, one can see another inclined, unconnected pipe resting on a base (No. 3). In the foreground is another pipe, also galvanized, bifurcating (No. 4): the upper, shorter part penetrates the ceiling with an elbow turn, the lower, longer part definitely penetrates the ceiling just outside the photo. Also in the foreground, in the lower right corner, an oblique plate appears (No. 5), which is the left oblique side of the device that Fribourg called a humidifier. The photograph has several concordances with Fribourg's drawing: fan and left tube match; the vertical tube is beyond wall E of Document 13a. The other elements I will discuss immediately.

Another photograph of the attic (Document 14) shows what was to the left of the field of view of the previous photograph (Document 13). Next to the low brick wall, one notices the galvanized pipe that to the right ends in

front of the fan housing (Document 14a, No. 3). As reported by Fribourg, the pipe forks and enters the wall. In front of it appears a second galvanized pipe (No. 4); it too forks and enters the wall. This corresponds to the pipe in the foreground of Document 13 (No. 4). Finally, in the foreground, an insulated pipe is observed that likewise enters the wall (No. 5a). Based on the distance from the brick wall seen on the right, it should come from the device with the slanted sheet metal in Document 13 (No. 5). Above, under the rafters, an insulated pipe runs through the attic lengthwise (No. 6). The left side runs into the direction of the boiler room, the right side runs toward the furnace room. In Document 13, on the left side, this pipe (No. 6) enters the back wall, and also on the right side, at the top, under the rafters, another pipe of the same type (Doc. 13, No. 7) runs between the back wall and the device with the slanted sheet metal.

In the corridor adjacent to the “gas chamber” (No. 9 on the floor plan; Document 2a), as shown in Documents 15-18, are the 180° bends and valves of the galvanized and insulated pipes. These photographs show what is to the bottom left of Document 13, on the side of the corridor adjacent to the “gas chamber,” immediately below the ceiling made of wooden beams, which in Document 14a appears on the left (No. 9). It is clear from these photographs that Pipe 3 located in the attic forks into two smaller Pipes 3a and 3b, which enter the wall, exit under the ceiling of the adjacent corridor, bend 180°, re-enter the wall and merge into Pipe 4, which is connected to the ventilation openings of the “gas chamber.”

Since two insulated pipes (5b, 5c) also exit into the corridor next to the “gas chamber” (Room 9 on the floor plan), while only one pipe (5a) appears on the attic, it could be assumed that this one, with a rather large cross section, also forks into the above two pipes, but it is also possible that thick layer of insulation contains two separate pipes. The two Pipes 5b and 5c also bend 180° and run back into the attic floor area. I will dwell below on their subsequent path.

As for the aforementioned bifurcation of the pipes, Pressac’s explanation is reasonable: the purpose was undoubtedly to avoid a single large valve for Pipe 3, which would have been too heavy, and the same thing was done with Pipe 5a. However, as can be seen in Documents 13 and 14, Pipe 3, after re-entering the attic (No. 4 in Documents 13 and 14a), bifurcates again on the opposite side into Pipes 4a and 4b (Document 13). While Pipe 4a is intact, while 4b is missing a part that went, in the direction of the red line, to an opening made between the floor and the side wall. Most likely, both pipes 4a and 4b descended through two special openings

in the cavity, and were each connected to one of the two ventilation grills located in the ceiling of the alleged gas chamber.

For the sake of clarity, I have named the closure valves in Pressac's drawing V1 & V2 and V3 & V4 (Document 7a), and in the relevant photographs 3c-3d and 5d-5e (Documents 15-18).

There is no doubt about the galvanized pipes, which were, as Captain Fribourg stated correctly, part of the air-extraction system equipped with a suction fan that pulled air out of the "gas chamber" and expelled it through the roof.

Fribourg's relevant drawing (Document 11) shows a vertical pipe directly connected to the fan. In Document 13, the pipe exiting the fan (No. 2) runs horizontally across the attic in the direction of the furnace room. The vertical pipe connected to the chimney, as I mentioned earlier, is located behind the back wall E, hence no visible in the photos.

Looking at the roof of the crematorium, one notices two ventilation chimneys, which I referred to as C1 and C2 in Document 19. They were also present in 1945, as shown in various period photographs, such as Document 20. Chimney C1 is located a little higher than the center of the roof slope, between the two small trap doors installed in the wall, so it is positioned above the alleged gas chamber. Chimney C2 is located higher up, closer to the top of the roof, at Room 12 on the floor plan (NO-3887). It is therefore undoubtedly the outlet of Pipe 2 in Document 13.

The attic above the "gas chamber," as shown by vertical sections A-B and C-D (Documents 4 and 5) and especially Document 6, consisted of a roof truss, the essential elements of which I illustrate in Document 13a: crossbeam A, vertical support beam B and longitudinal beams between crossbeams A and D. Crossbeam D divides the attic into two sectors (a, b), each consisting of 9 rectangles, 4 to the right (Nos. 1-4) and 4 to the left of support beam B, which rises from the center of the central rectangle (No. 5). The wall in the background (E) is on top of the one separating Room 11 from Room 12. The width of the crematorium, according to the plan, is 10.76 m, so 5.38 m from the center of support beam B to the end of the perimeter walls. However, the outer rafters F (the oblique beams) join with their respective crossbeams A and D before the wall at point G; as also shown in Document 5, the distance from the center of the support beam B to the end of the attic is in fact about 4.5 meters. Therefore, the longitudinal beams are at a distance of about 1 meter from each other. This makes it possible to determine with sufficient accuracy the position of the fan outlet pipe (T), which cuts Rectangle No. 4 in half: approximately 1 meter from

the support beam, i.e., from the apex of the roof. This is precisely the position of Chimney C2. The width of Room 11 according to the plan is 5 meters, so the longitudinal beams in Sectors a and b, are about 2.5 meters long.

Chimney C1 is probably located on the opposite side, on the extension of Rectangle No. 4 of the attic, somewhere behind Device No. 5 in Document 13. According to Pressac, this was the ventilation chimney of the steam-heated heat exchanger.

It is therefore necessary to look more closely at the heating system. Documents 6 and 13 provide very little useful information in this regard, so it is necessary to start with Captain Fribourg's drawing. The relevant vertical section (Document 21) shows the heat exchanger R whose left inclined plane 5 appears in Document 13. Outlet Pipe 5a is the same as that seen in this document, as is Pipe 7, from which another Pipe 8 (not visible in Document 13) descends into the heat exchanger. Pipe 9 exits the heat exchanger from the opposite side, bends upward and emerges from the roof into chimney C1.

The horizontal section (Document 22) shows heat exchanger R, chimney C1, air inlet Pipe 9 into the heat exchanger and outlet Pipe 5a. The steam inlet pipe is perpendicular to the heat exchanger, and goes directly down into it through pipe 8. Therefore, this device should contain a heat exchanger whose principle is shown in Document 23: steam enters at the top (top-left arrow), flows through the device, thus heating the two pipes, and exits at the bottom (bottom-left arrow). Hot air flows through the radiator transversely and exits it with increased temperature (right-hand arrows).

Obviously, some kind of fan was needed to force the air through the heat exchanger, but neither Captain Fribourg nor expert Kohlhofer, whose report I will discuss later, nor Pressac mention such a fan.

Another problem is the condensate coming out of the heat exchanger. The device described assumes the presence of four pipes, one air-inlet and -outlet pipe, and the other two for steam intake and steam/condensate outlet. However, Fribourg's drawing shows only three tubes.

But there is another, far more serious problem. In Captain Fribourg's drawing of the "gas chamber" ceiling (Document 24), I have added the hot-air outlet B into the room; C is the adjacent corridor; E1 and E2 are the two air-extraction openings; the lines indicate the path of the air from the inlet B to the outlets E1 and E2, which appears quite turbulent and therefore ef-

ficient. Exit B is protected by a grate (Document 25), which is connected to a duct that leads into the attic. As seen above, Captain Fribourg wrote:

*“No penetration of the insulated piping into the shower room or its ceiling was discovered.”*

It can be assumed that the hot-air pipe, possibly contained in insulated pipe 5a, enters the hot air inflow duct by entering it from Room 6, as seen in Document 30, which I describe later. However, as I have already anticipated and will make clearer later, a heating system so designed is technically ineffective.

## 9. Otto Kohlhofer's Expert Report

On July 24, 1967, a certain Otto Kohlhofer, a heating engineer, drafted a kind of expert report on the operation of the "gas chamber," with special reference to the heating aspect, of which I quote the essential part:<sup>16</sup>

*"The function of the gas chamber would have been very simple. After closing the steel doors, Zyklon B would have been thrown through the two introduction hatches located on the south side of the gas chamber (grated, with iron lids that could be closed from the outside, and bottom surfaces sloping downward into the interior of the gas chamber). At normal temperature – increased by the body heat of the people – the poison would have evaporated, and death would have occurred by inhalation.*

*After killing the people, the gas was to be extracted into the open by an exhaust system.*

*In case of insufficient outside temperature during winter, the vaporization of the poison was to be done by warm air.*

*Although partly strongly damaged, the technical equipment of the warm-air preparation and supply duct, as well as the exhauster device, is still completely present, except for some parts, which were either exchanged or stolen. Therefore, a reconstruction of the function of this plant is easily possible.*

*According to Mrs. Hortsch (gardener at the Dachau Castle and Parks administration), the replacement of the original boiler for the preparation of warm air with a smaller boiler was arranged in about 1950 by Mr. Preuss*

---

<sup>16</sup> Archives of the Dachau Memorial, Folder *Krematorium Baracke X*, Comité Internationale de Dachau, Büro München. Aktennotiz: Betreff: Überprüfung der technischen Anlage der Gaskammer durch einen Heizungsfachmann Juli 1967.

*(representative of the then State Commissioner for Reparations in Bavaria).*

*The small boiler was used to heat some rooms in the museum at that time (about 1950), which was operated by Preuss. The pipes present for this purpose have no significance in connection with the installation for the preparation of warm air for the gas chamber.*

*In addition to the pipe system of the normal central-heating system of the crematorium, which is not described here, a steam pipe leads from the basement (west side), where the boiler was located, along the chimney into the attic area, and from there to a condenser above the gas chamber. At this point, the fresh-air supplied is heated by the steam, and fed via a regulator (north behind the gas chamber) through a shaft into the gas chamber (shaft opening in the northwest side of the gas chamber).*

*The pipe returning from the condenser is for the condensed water.*

*The exhaust system starts with two grilled openings located at the ceiling, to which two pipes are connected above the gas chamber (still existing but partially destroyed), which lead via two gate valves (north behind the gas chamber, on the left side) to a blower. From here, a pipe goes directly into the open air.*

*The shower heads attached to the ceiling are only dummies. They were intended to deceive the victims, as was the inscription 'Brausebad' above the entrance door (west side)."*

This explanation does not help much in unraveling the issue: Kohlhofer conjectures that Pipe 5a (Document 14a) enters the wall, but the "pipe returning from the condenser" – which, as I noted above, was not drawn by Captain Fribourg (Document 21), so it may not have existed in 1945 – must be considered another conjecture. Pressac had posed the problem and had in turn conjectured an outlet pipe, which I have labeled as S in his drawing (Document 7a; R being the heat exchanger, A the water vapor inlet).

According to the plan, a masonry chimney measuring 0.60 m × 2.20 m rose from the boiler room, containing three ducts; the central, larger flue with a cross-section of about 0.25 m<sup>2</sup>, the other two about 1.5 m<sup>2</sup>. This suggests a plan to install three boilers/heating devices.

It is unknown whether, and if so how, the work carried out in 1950 also involved any change in the piping system.



## 10. The Original Layout of Room 8

The structure of the original wooden double-doors of Room 8 leads to the exclusion that it was designed as a homicidal gas chamber, either experimental (because Rascher's aforementioned request to Himmler is later than the crematorium's design) or homicidal, because the two inner doors were not gas-tight, and moreover opened inward into the room, so corpses piled in front of them would have obstructed access after gassing.

The question of whether there is a connection between the heat exchanger's outlet Pipe 5a (Document 14a) and the vertical duct ending in a grate-covered opening inside Room 8 (Document 25) leads to useful observations for understanding the original structure of Room 8.

This duct is located inside the 38-cm-thick wall separating Room No. 8 from Room No. 9, the corridor behind it. The dimensions of the grate that closes the opening, according to Leuchter (Document 26) are 50 cm (width)  $\times$  66 cm (height). If one follows Pressac's hypothesis, the Dachau Central Construction Office, in 1944, must have carved out a solid wall for a width of at least 50 cm and for the entire height of the room in order to place the heating duct for the alleged gas chamber in that spot. Stalling this duct moreover would have required breaking through the reinforced concrete ceiling, the lower part of which currently constitutes the ceiling of the alleged gas chamber (the second, higher slab supporting the fan and the heat exchanger does not show any sign of the hot-air duct).

The construction of this duct would have required cutting or removing the tiles in that approximately 2 m  $\times$  0.5 m section of wall, and it had to be retiled afterwards, but a 1990 photograph of mine shows no signs of connecting old tiles to new ones (Document 27). Of course, this work would have been greatly simplified by constructing a duct on the wall's surface

inside this corner of Room 8, such as the one that appears in Document 28 at the right corner of the room, whose function is unknown.

From this it can be deduced that the duct in question is original, and thus was part of the original layout of Room 8. But then, it could not have been a hot-air supply duct, since, according to Pressac, this room was originally planned as a mortuary, and the hot air would have aided the decomposition of corpses.

While it can certainly be argued, as I have pointed out myself in another context, that Prof. Ernst Neufert's construction manual dictated the following for morgues:<sup>17</sup>

*“The temperature in the morgue  $\leq 2^{\circ}$  –  $\geq 12^{\circ}$ , never below, because frost can expand and crack the corpses. This level of heat must be maintained by collective heating and cooling, with constant ventilation, especially during summer.”*

However, to maintain a temperature of at least  $+2^{\circ}\text{C}$  in Room 8, a simple radiator, such as the one seen in Room 6 next to Room 8, would have sufficed (see Document 30). Such a complex (alleged) heating system was evidently serving a different purpose, which might have had a relation to the six outflow grates on the floor.

In this context, it should also be noted that one of the two pipes branching off from Pipe 5a coming from the heat exchanger (Document 13a), most likely Pipe 5b (Documents 14-17), enters the cavity between the attic floor and the ceiling of Room 8 (as I will clarify right away), so this system was also planned from the beginning.

A drawing by Captain Fribourg reports the presence of a “small pipes of undetermined origin,” 2 cm in diameter, which enters Pipe 5a or one of its branches (Document 12, No. 6), which was apparently later disassembled; it was compatible with a cold-water supply pipe.

All these elements lead to the conclusion that the original design included a heat exchanger that was used to produce hot water for sixteen showers, arranged symmetrically on the ceiling of the room above the six outflow grates on the floor.

Pipe 5a contained the two Pipes 5b and 5c, which, as they re-entered the wall behind it, bent downward and returned horizontally again with a double bend (Documents 14a and 17). One of the two pipes fed the pipes of real showers, which could be opened or closed by means of the special

---

<sup>17</sup> Neufert, p. 271. A copy of this book was found in the archives of the *Zentralbauleitung* Auschwitz Central Construction Office. RGVA, 502-2-87.

damper located in the corridor. The other, if it was not also a pipe feeding the showers (e.g., divided into two groups), was the condensate pipe of the heat exchanger. Document 29 is a photograph taken in Room 7, where B is the wall separating Rooms 7 and 9, D is the wall dividing Rooms 7 and 6, S is the ceiling, I is the space corresponding to the cavity above the “gas chamber,” T is probably a part of Pipe 5b, which exits the cavity according to the route schematized by the thin angled line on the top left. Document 30 shows Room 6, in front of the “gas chamber.” The wall D in the background is the same as in Document 29, but seen from the opposite side, as is the door P. From wall D comes pipe T, which is an extension of the section of the same pipe visible in Document 29, and enters the cavity I over the alleged gas chamber.

I recall that real showers are unequivocally alluded to by the statement of former inmate Eugen Seibold (Nov. 10, 1945):

*“Ranges [shower heads] like in a shower-room which ran parallel to the ground were supposed to spray the gas.”*

Hence, according to this, there were originally rows of showers in the “gas chamber” that were connected to pipes running along the ceiling. The presence of as many as six outflow grates in the floor of this room measuring 40 cm × 40 cm testifies to the fact that there was an abundant use of water there, compatible with a real shower facility. The initial design is thus compatible with a dual function of the room, that of a ventilated morgue and that of a shower facility. This could have been intended for the crematorium staff, particularly those in charge of the cremation furnaces and the Degesch disinfestation chambers.

The operation of the showers was probably as follows (cf. Documents 13 and 14a): Cold water flowed to the heat exchanger 5, where it was heated by steam from tube 7, flowed into the two tubes 5b and 5c, contained in tube 5a, which exit into Room 9, bend in a U-shape and return back (Document 17), one of them (5b) bends downward again at 90°, exits as tube T into Room 7 (Document 29), and from there flows into the cavity above Room 8; the other pipe (5a) enters directly into the cavity of Room 8; here, each pipe is connected to a group of 8 showers (according to drawing no. 6 by Captain Fribourg, there were 16 showers on the ceiling of the alleged gas chamber). Valves 5d and 5e were used to open the water for the above two groups of showers, and to regulate the inflow of water. There remains the drainage problem of heat exchanger’s condensate water. In the original design, there must have been an outlet pipe from the heat exchanger like the one drawn by Pressac (Pipe S in Document 7a) that bent at 90° and

connected to a perpendicular pipe (Document 7b) that ran on the ceiling slab parallel to the outer wall of the crematorium to a location above the boiler room, into which it descended vertically.

The only element that contrasts with the design of showers is the presence, in the plan, of two normal lamps on the ceiling of Room 8. This is probably a carelessness on the part of the electrical designer, which was corrected during construction by installing 8 lamps in niches in the walls protected by grating and certainly by glass, to protect them from water splashes.

The original ventilation system, as mentioned earlier, included two fans, one for fresh-air supply, the other for air-extraction. Captain Fribourg and Pressac assume as an undisputed fact that the fan installed in the attic served to extract air from the “gas chamber”: it sucked in air through the two air-extraction openings located on the ceiling of Room 8 and expelled it through Chimney 2.

According to Pressac, this system was installed at the beginning of 1944. While it would not have been very difficult to create two air-extraction openings in the concrete ceiling, it would certainly have been impossible to install the relevant pipes (Pipes 4a and 4b in Document 13) in a cavity about 90 cm high with no access. Therefore, this ventilation system was undoubtedly already planned in the original design.

Regarding the operation of the ventilation system, it seems more likely that the aforementioned fan served to bring fresh air into the room. In morgues, the supply of fresh air was usually from above, and air extraction from below. Document 31 shows the section of the morgue of the Berlin-Wedding crematorium: cold air came in from above (*Kaltluft*) and went out from below (*Abluft*).

Plan D 59366 of the Topf Company dated March 10, 1942 shows the ventilation system of the new Auschwitz crematorium (the future Crematorium II). I reproduce its two most significant sections (Documents 32 and 32a) The “B-Raum” (the future Morgue 1) has an aeration system with a fan (1) in the attic and a fresh-air duct (*Frischluftkanal*, 2). Fresh air enters the room from above through two ducts (2) and exits from below through two air-extraction ducts located behind the outer walls (4), sucked in by the extraction fan (3) placed in the attic.

In the design of the Dachau crematorium, which bears the date of March 1942, a ventilation arrangement similar to this one is more than likely.

It is then conceivable that the initial design included an air-supply fan, which drew fresh air through Chimney 2 and ducted it into the morgue through the two ventilation openings in the ceiling, and an air-extraction fan, which drew stale air in from the grated opening at the bottom of one corner of the room (Document 25), and expelled it through Chimney 1.

There was also a more important motivation for this arrangement. The four Degesch disinfestation chambers discharged hydrogen-cyanide vapors upward, according to the diagram in Document 33. The four ventilation pipes went through the ceiling and out onto the roof through as many chimneys. Document 34 shows the attic above Area 2 on the floor plan (NO-3887). The masonry wall C in the background is the three-flue chimney structure of the boiler room. Vertical pipes 1-4 are the drains of the four pest control rooms below. Document 35 shows the first three pipes (1-3) coming out of the roof in the form of chimneys, the boiler room chimney (C) and the attic chimney 1 above the “gas chamber” (C1). It appears intuitive from this photograph that chimney C1 could not be an air-intake chimney, because it would have risked sucking in the hydrocyanic acid vapors expelled from the two chimneys of the pest-control rooms located on the same roof slope – especially when the wind blew from the northwest.

The two valves 3c and 3d installed in Pipes 3a and 3b (Document 15) could have served to regulate the flow of air from the fan.

## 11. The Restructuring of Room 8 in 1944

In May 1945, the situation of Room 8 was undoubtedly different from the original one, and it can be considered likely that the SS in Dachau had transformed it during 1944. Transformed into what?

The prevailing Holocaust thesis is that this transformation aimed at creating a homicidal gas chamber, either experimental (for Pressac) or for executions, by introducing the following new elements:

1. dummy showerheads
2. two steel doors
3. two openings on the outer wall

I have already shown earlier that Pressac's thesis is untenable; it remains to verify the other.

Shockingly, the gassing technique described by the Americans is the puerile propaganda version *en vogue* in those years: the introduction of gas through the showers. The aforementioned U.S. Congressional report of May 15, 1945 said:

*“The gas was let into the chamber through pipes terminating in perforated brass fixtures set into the ceiling.”*

The same nonsense was spread by the official U.S. report of Colonel William W. Quinn of May 1945:<sup>18</sup>

*“Then they entered the gas chamber. Over the entrance, in large black letters, was written ‘Brause Bad’ (showers). There were about 15 shower faucets suspended from the ceiling from which gas was then released.”*

---

<sup>18</sup> Pamphlet titled “Dachau.” GARF, 7021-115-17, p. 33.

To this, we can add the U.S. report titled “Nazi Concentration and Prisoner of War Camps.” It is an authentication and explanation of photographs shown in a film made by the U.S. Army after the liberation of the camps:<sup>19</sup>

*“This is what the liberators found inside the buildings.*

*Hanging in orderly rows were the clothes of prisoners who had been suffocated in the lethal gas chamber. They had been persuaded to re-move their clothing under the pretext of taking a shower for which towels and soap were provided.*

*This is the Brausebad – the showerbath.*

*Inside the showerbath – the gas vents.*

*On the ceiling – the dummy shower heads.*

*In the engineers’ room – the intake and outlet pipes.*

*Push buttons to control inflow and outtake of gas. A hand-valve to regulate pressure.*

*Cyanide powder was used to generate the lethal smoke.*

*From the gas chamber, the bodies were removed to the crematory.”*

How, then, could the Americans seriously believe that gas could flow into the premises through fake showerheads?

This description also contains a truly blatant misrepresentation of reality. The clothes hanging in neat rows were in front of the disinfestation chambers (Documents 36 and 37), so they were fumigated clothes, not of gassed inmates!

Former Dachau inmate Willy Furlan-Horst, who entered the crematorium soon after the Americans arrived at Dachau, gave the following description:<sup>20</sup>

*“We continue walking and arrive in front of a steel door with an airtight seal, above which is written in large black letters: ‘shower bath.’ With unnoticeable shivers I enter the room; it is the infamous gas chamber. A windowless room 30 square-meters in size, tiled up to a man’s height. On the ceiling, 4 ventilation flaps, in each of which a gas supply pipe is hidden. Another 12 showerheads completely embedded in the ceiling. On the floor, again 4 exhaust grilles, with cleverly installed exhausters. On one lateral wall a peephole, through which one could observe the dying of the ‘bathing*

<sup>19</sup> PS-2430, IMT, Vol. 30, p. 470.

<sup>20</sup> “Das Krematorium in Dachau. Augenzeugenbericht von Willy Furlan-Horst, Filmaufnahmeleiter in Wien. Schutzhäftling Nr. 45086.” YVA, O.33-3139, p. 2. This testimony is undated, but undoubtedly dates back to 1945.

*guests, ' on the other, all the way on the ground, two heavily barred embrasures, similar to windows, to support the gas discharge after the execution. – How many were gassed there for the FREEDOM OF GERMANY is unknown, but the number is probably fantastic. ”*

According to this even more fanciful version, the gas flowed from the four (actually two) grates placed on the ceiling of the room.<sup>21</sup>

It is unknown when the version still claimed today – of gassing by Zyklon B thrown through the two wall hatches – was conjured up, but in 1980 the fable of gas flowing from the showers was still circulating, as reflected in an article that appeared in the Polish periodical *Tydzień* (*The Week*), on April 27, 1980. The author was a former deportee, Edmund Zboralski, who, during a visit to the former camp in June 1980, met another former inmate he knew, Karl Wagner, to whom he handed a copy of the Polish newspaper. Wagner then had a translation of the text made into German, from which I draw the following quotations.

It states first that the crematoria were put into operation in the late summer or early fall of 1944, and then continues as follows:<sup>22</sup>

*“On the other hand, the gas chamber was not put into operation, because when in October 1944 the long-awaited boxes with the devices for the bronzen gas syringes arrived, which were to be installed in the chamber, the prisoners performed a heroic act.*

*Despite it being prohibited, they opened the boxes, emptied them out, and took the contents out of the camp. The boxes were filled with stones and closed again. In Dachau, the mass production of the death factory was not started.*

*Nevertheless, before the liberation of the camp, a gas chamber that resembled a shower bath was put into operation. Its walls were lined with small tiles. It had an area of about 30 ccm [m<sup>2</sup>]. There were 4 ventilators on the ceiling. The lethal gas was introduced through 12 showers.*

*In the walls of the [followed by 18 spaces] were glassed openings, through which the interior could be observed. The chamber had a hermetically sealed steel door, with the words ‘shower bath’ above the door. And in front of the chamber was an undressing room. The SS officer, Dr. med. Sigmund Rascher, performed pseudo-medical experiments on the prisoners there.”*

<sup>21</sup> The number of floor drains is also incorrect: there were 6, not 4 of them.

<sup>22</sup> “Übersetzung eines Artikels in der polnischen Zeitung *Tydzień* über die ‘Baracke X’ vom 27.4.1980.” Archives of the Dachau Memorial, Folder *Krematorium Baracke X*.



Three years later, the important collective work *National Socialist Mass Killings by Toxic Gas* was published, with an English translation titled *Nazi Mass Murder* following only ten years later. It contains a brief article on Dachau by Barbara Distel (in Kogon *et al.*, “Building X at Dachau: A Special Case,” pp. 202-204). In it, she explains nothing, and concludes with the following words (*ibid.*, p. 202):

*“Visitors to the commemorative monument erected in 1964 and 1965 on the site of the former camp are warned that it has not been proved that the gas chamber was ever used.”*

In the 1978 official history of the camp (Italian edition), this terse sentence appears (Comitato..., p. 173):

*“The gas chamber, disguised as a shower, was not put into operation.”*

With such premises, it is not surprising that no one at the Dachau Museum was interested in knowing how a gas chamber that had never been in operation might have operated. It was no doubt thanks to Pressac that the current version was developed. His paper mentioned earlier, dated Nov. 9, 1994, was addressed with gratitude to Barbara Distel, as noted in an accompanying sheet written in Pressac’s own handwriting. He had visited the camp some time earlier, carefully studied the documents in the archives and inspected the sites. Among other things, he apparently was even granted access to the attic of the crematorium. It can be considered certain that the Museum historians took up Pressac’s exposition and modified it at those points that appeared unconvincing to them.

From this, the present version developed.

## 12. The Zyklon-B Homicidal-Gas-Chamber Thesis

At a later date in 2011, a large panel describing the operation of the “gas chambers” was placed in the antechamber of the “shower bath” next to the entrance door on the right wall (Document 38). It is also reproduced in a PDF file, from which I draw the relevant image (Document 39).

The inscription (in German and English) appears at the top:

*“The center for potential mass murder was located in the next room. The gas chamber was disguised as ‘showers’ and equipped with fake shower spouts to mislead the victims and prevent them from refusing to enter. During a period of 15 to 20 minutes up to 150 persons at a time could be suffocated to death through prussic acid poison gas (Zyklon B).*

*But the gas chamber was not used for mass murder. Survivors have testified that the SS did, however, murder individual prisoners and small groups here using poison gas.”*

At the bottom are, in order, Drawing No. 5 by Captain Fribourg (= my Document 11), a photograph of the attic taken by Müller in 1995 (= my Document 6), Drawing No. 2 by Captain Fribourg (my Document 40), and two photographs of the pipes I have referred to as 5b and 5c, with their valves and electrical instrumentation. These pictures are aid to document the alleged operation of the “gas chamber,” which is explained in the central drawing (Document 41). The numbers are found in the drawing and refer to the following explanations:

*“1 An influx of warm air from a condenser in the attic was supposed to accelerate the evaporation of the poison pellets*

*2 Water supply to clean the room after the dead had removed*

*3 Peephole from left corridor to look into the gas chamber*

*4 Flaps where prussic acid poison gas pellets (Zyklon B) could be inserted from the outside*

*5 Openings to a ventilator in the attic used to air out the gas chamber*

*6 Fake shower spouts.”*

First, two basic elements of the gassing technique described must be examined, drawing attention to the fact that the question examined here is not whether the room could function as a homicidal gas chamber, but whether the transformations carried out by the SS in 1944 aimed at creating a homicidal gas chamber. In what follows I comment on Document 41.

A. The idea of the inflow of hot air through the bottom grate is taken from Pressac's writing. As I explained earlier, this presupposes the presence of a specific fan, which does not exist in the attic (as of the situation after the 1944 restructuring). The fan that was later dismantled, and of which only the sheet-metal housing exists, could only have served for extracting air from the room, if it actually served as a homicidal gas chamber. From the claimed heat exchanger, hot air could not have flowed down into the alleged gas chamber without a dedicated fan, even if the relevant pipe running inside the cavity had been connected in some way with the vertical duct running to the bottom grate.

Second, the alleged hot-air outlet at the bottom grate is located on the opposite side of the two alleged Zyklon-B introduction hatches. The evaporation of hydrogen cyanide for Zyklon B's inert carrier would have been accelerated noticeably only, if the Zyklon B had been poured out in front of the hot-air grate – leaving aside the normal evaporation due to the heating of the whole room, which would have been equally well ensured by the heat emanating from the bodies of the 150 victims, or from installing a simple radiator.

B. The other problematic element is the two small hatches. Were they built specifically to pour out a can of Zyklon B into the room from the outside? For now, I only analyze their functionality as introduction hatches for Zyklon B.

According to Leuchter's floor plan (Document 26), these little hatches measure about 40 cm × 70 cm. Inside, they are protected by a solid grating. The outer wall, 38 cm thick, has been perforated obliquely so as to form a plane sloping downward to the inside (Document 42). On the outside, these openings are closed by a movable metal hopper, equipped with a locking handle, and they were probably gas-tight (Document 43).

Although these small hatches could, in principle, serve as Zyklon-B introduction devices, several reservations can be expressed about whether they were designed for this purpose:

1. The size is disproportionate for the alleged function. The 500-g can of Zyklon B had a diameter of 15.4 cm and a height of 12.5; the 1,500 g can had the same diameter, but was 31.5 cm high.<sup>23</sup> If they were so relatively small, why break through a 38-cm-thick, solid brick wall an opening of 40 cm × 70 cm, when a much smaller opening of, say, 20 cm × 20 cm would have sufficed?

2. The device is rather crude, compared to the cumbersome set-up of the alleged “gas chamber”: Zyklon-B granules were poured directly onto the floor. Document 28 shows that in front of the two small hatches, on the floor, at a distance of 1.5 to 2 meters, there are two floor drains. Since the Zyklon B, falling onto the floor, which was certainly not heated, would not immediately release their hydrogen-cyanide vapors, the inmates destined for gassing could have pushed the granules into the two drains with their feet.

3. Another problem is the number of hatches: why two? In the Holocaust perspective, given that in the Birkenau gas chambers (Morgue 1 of Crematoria II and III) four 1 or 1.5 kg cans of Zyklon B were allegedly used per gassing, in the much-smaller Dachau gas chamber just one 1-kg can would have been more than sufficient (but probably also a smaller 200-g can),<sup>24</sup> so only one introduction hatch would have sufficed.

4. The sophisticated “engineers’ room,” with its colorful buttons and massive control valves, which, if we follow Pressac, allowed for centralized control of the entire gassing procedure from the corridor behind the room, strongly clashes with this crude introduction system, which involved an attendant leaving the crematorium in the open, when it would have been of almost puerile logic to place the two little hatches in the wall to this same corridor, in the part separating it from the “gas chamber”: then the gassing procedure would have been entirely centralized. Or easier still, an introduction mechanism could have been integrated into the vertical metal duct which is said to have fed warm air into the chamber. This would have led a stream of warm air over the Zyklon-B granules, quickly evaporating its hydrogen-cyanide content and blowing the resulting vapors into the chamber.

---

<sup>23</sup> See Graf/Mattogno, pp. 124f. (measurements by the Polish-Soviet Investigative Commission on the Majdanek Camp).

<sup>24</sup> The size used in the Degesch circulation devices.

Document 44 illustrates the illogical (A, B) and logical (C, D) location of two possible introduction hatches for Zyklon B.

Document 45 shows the most efficient solution for setting up Room 8 as a “gas chamber”: a Degesch circulation device, as shown in Document 46, installed in the wall of the “gas chamber” abutting the corridor. Three small round openings in the ceiling would have sufficed to operate the device (Document 47). The fan and circulation pipe could be conveniently placed in the attic; the air-extraction pipe could easily have come out of the roof as an additional chimney. Beyond that, two gas-tight doors would have sufficed. Simple, straightforward, functional and effective! If there was a need for “camouflage,” the device could have been protected by a grating and panel, leaving only the opening of the gas outlet pipe uncovered, and inmates to be gassed could be entered from Room 11, so that they would not see the four-way control switch peeking out from the “gas-chamber” wall.

On the other hand, if these hatches simply served the purpose of fresh-air intakes during ventilation, as Pressac surmised, this explains everything: number, size, location and shape; the two metal hoppers would have served as adjustable air dampers.

In conclusion, the room may have been able to serve as a homicidal gas chamber, but it was most certainly not restructured by the SS for this purpose.

## 13. The Elements of the Restructuring of Room 8

This chapter will examine the essential elements of the restructuring of Room 8 to ascertain whether they were actually carried out by the SS in 1944 or whether they date from after the arrival of the Americans in Dachau.

1) The current doors of the alleged gas chamber are similar to those used for air-raid shelters, but much lighter than those of the four Degesch-circulation disinfestation chambers. According to Pressac, they were installed by the SS in Dachau to create a gas-tight room.

Thomas Dalton noted that the exit door “hits on the locking pin; it cannot close and cannot seal ‘gas tight.’” In fact, the door is about half an inch [a little more than an inch] wider than the pin,” and formulated the hypothesis that the two doors constituted an American modification in 1945 or a modification by the museum in the early 1960s (Dalton, p. 332).

However, it is certain that these two doors were already there when the Americans arrived. Film footage showing them contains an image in which the top of the entrance door can be seen (Document 48). Comparison with the present state (Document 10) leaves no doubt that it is the same door.<sup>25</sup> The only difference is that originally it was lined along the entire outer edge with a rubber gasket that made the closure airtight. In the present door, the groove that contained the gasket is clearly seen.

There is also the statement of the aforementioned Willy Furlan-Horst:<sup>20</sup>

*“We continue walking and arrive in front of a steel door with an airtight seal, above which is written in large black letters: ‘shower bath.’”*

---

<sup>25</sup> “Dachau Concentration Camp,” <https://www.youtube.com/watch?v=PH98iTYLrv4> (2015).

These doors were therefore undoubtedly installed by the camp SS, but the reason is not known. Such doors are undoubtedly compatible with a homicidal gas chamber, but also with other uses. It should be recalled, for example, that in the shower, disinfection and disinfestation facilities BW 5a and 5b at Birkenau, two gas-tight doors of 1 m × 2 m were also provided for the sauna (Mattogno 2016a, pp. 48f.).

2) The holes for the two exterior hatches, as Dalton noted (p. 337) and Germar Rudolf reiterated (2017), were broken through a pre-existing wall, so they were not part of the original design; in fact, in the crematorium plans, as I noted above, they do not appear at all. The question is whether these hatches were installed by the Americans or by the SS.

The Dachau film shot by the Americans (Document 35) shows a wooden board fence or a small shed on the outside of the “gas chamber,” covering up the area where the two aforementioned hatches would be located. A huge pile of corpses is piled up in front of that fence/shed. This corresponds to Captain Fribourg’s description, who mentioned on May 25, 1945 precisely a “fence/palisade,” the area behind of which was inaccessible because of the corpses piled up in front of it.

The corpses were removed as short while later, but the fence was left, as seen in a photograph (Document 50) which shows from a different angle the field of view of Document 35.

A later photograph shows the same side of the crematorium (Document 51). Here, the view is slightly obscured by a podium, evidently built for a Christian church service (indicated by the cross on what may be a makeshift altar), but the fence evidently has been removed. On the wall, to the right of the downspout, an object can be distinguished, which is undoubtedly the metal hopper of the right-hand hatch.

Mainstream scholars claim that the fence served to conceal from view the introduction of Zyklon B through the two hatches, which is not impossible. On the other hand, the gassing technique claimed by the Americans in their various reports consisted of forcing an undefined kind of gas through showerheads, so from their perspective it would not have made any sense to create two openings for introducing Zyklon B after their arrival.

It may therefore be assumed that the two small hatches were also added by the SS in Dachau, but as a structural change after the building had been finished.

3) This leads us to the main problem: the dummy showerheads. First, one must examine why these showers are considered dummies. The Amer-

ican report of May 15, 1945 cited above speaks of “pipes terminating in perforated brass fixtures set into the ceiling,” but the shower knobs currently existing in the room are made of sheet metal. This could be a gross error, but former inmate Seibold, in his statement of November 10, 1945, explicitly mentioned real showers:

*“Ranges [shower heads] like in a shower-room which ran parallel to the ground were supposed to spray the gas. Only later on, about a year ago, the ceiling with the **false** shower-heads was built in.”*

Since the current ceiling is of the original design, it must be assumed that the room, even after the 1944 restructuring, still had real showers, if we follow the reconstruction I set out earlier.

Document 52 is a photograph taken by me in 1990 that shows a shower head in the ceiling with the spray cover removed. The funnel-shaped sheet is set into the concrete, with the water-pipe opening obstructed. A photograph I take from G. Rudolf’s video (Document 53) depicts the recess in the ceiling that contained a shower head. In the center, embedded in the concrete, is a semicircular sheet metal ferrule at the top (A in Document 53a) that extends downward into two barely protruding roughly cut sheets (B and C); at the bottom the concrete still retains a circular outline (D). The funnel-shaped masonry opening still has part of the smooth concrete in which the showerhead was embedded (L). In Document 53b I have highlighted the metal cross section with a circle, representing the section of the pipe connected to the showerhead.

Document 54, which represents Document 53 schematically in vertical section, shows the system of inserting the showerhead pipe into the concrete ceiling. In this drawing, S is the ceiling, T is the pipe cross section ABCD of Document 53a, T1 and T2 are the sections of the showerhead pipe, and C is the concrete that fills the pipe cross section ABCD.

However, and this is the essential point, there is nothing to show that the material C now filling showerhead pipe was added by the SS in 1944, and this is also true of the seal of this pipe in Document 52, which may be a simple piece of tin soldered in place with an ordinary soldering iron, or even merely a simple metal plug.

This shower arrangement assumes an outer round excavation as a recess for the showerhead and an inner round excavation for the pipe, but it is not clear how the showerhead, once inserted from underneath into the opening, could be held in place.

This work of creating these 16 holes in an already poured concrete ceiling would have had to be repeated manually, with hammer and chisel, 16



times (as many as there are showerheads in the ceiling). This is unlikely. The most probable scenario, then, is that the showers are real, were connected to a pipe located in the crawl space, as I have illustrated in Document 55, where the connecting pipe Tc of the showerhead P crosses the ceiling S and connects to the main hot water pipe Tp in the crawl space I.

It can be inferred from Document 53 that the shower system was installed before the ceiling slab was poured. The wood planking was made so that the lower surface of the showerheads was left free, and concrete was poured from above, which submerged the whole and left the smooth footprint, which can also be discerned in the surface of the opening (labeled L, Document 53a).

The inscription “Brausebad” was thus not deceptive, but reflected the function of the room.

To verify this explanation, one would have to access the gap between the attic floor and the showerhead-containing ceiling. This scenario is, however, much more reasonable than that of the fake showers inserted from below into an already existing concrete ceiling of the room.

It is unknown whether all the pipes of the still-existing showerheads are clogged like the one in Document 52. It is likely that, at an indeterminable time – but when the showerheads had already been officially declared fake – someone (in museum circles) wanted to check whether the showers were really fake, and detached one of them, twisting it with a suitable tool with strong clockwise and counterclockwise movements, so that it caused the pipe to rupture at the point visible in Document 53. If, according to my hypothesis, the pipe was hollow, that is, it was a real connecting pipe, the opening was closed by pressing some cement mortar into it.

4) The heat exchanger installed in the attic of the crematorium, in its present state, if it is an air heater, is an incomprehensible and useless device. The Museum’s explanatory panel placed in the antechamber of the “shower bath” explains – following Pressac’s interpretation – that it is precisely an air heater, whose heated air then flowed into the room below through the bottom grille (Document 25). Drawing 5 by Captain Fribourg shows the right side of the heat exchanger, hence the part to the right of the heat exchanger’s small part visible in Document 13 (no. 5). According to this drawing, a tube came out of the heater which then bent upward and exited the roof as chimney C1.

This is contrary to the laws of physics, as I illustrate in my visual commentary on the drawing in question (Document 56), where I have indicated in light grey the path of the cold air, and in dark grey that of the hot air. If

the heat-exchange coil inside the heat exchanger is heated by water vapor, the air heats up, becomes lighter than the cold air, flows up and out of the chimney, drawing in cold air from the room below, and this drawing in is the stronger the higher the temperature of the hot air. The device practically ends up acting as an air-extraction system, with the heated air wasted to the outside.

Heating a room with the air-heater system presupposes two imperative elements:

1. the recirculation of the heated air
2. a fan

This is clear from the description of the structure and operation of a real air heater, such as the one built in the 1940s by the firm Theodor Klein of Ludwigshafen (Document 57).<sup>26</sup> One of them was installed next to the outside wall of the disinfestation chamber of barrack 41 in KL Majdanek. Polish experts drew its operating diagram (Documents 58 and 59).

The Heißluftapparat Klein was a coke- or wood-fired air heater consisting of a hearth (*Feuerung*, 4 in Document 58) above which was a heating chamber (*Heizkammer*, 3) in which was installed a recuperator formed by a series of vertical tubes equipped with fins and connected with the hearth at the bottom, and with the smoke-exhaust pipe at the top (8). A blower (1: motor; 2: fan) was mounted in the heating chamber, below which was a chamber adjacent to the hearth from which the pipe with the heated air exited. Opposite the fan was the opening of the cold-air supply pipe (5), equipped with a regulating butterfly valve (6). Both tubes – air intake and outlet, with a diameter of 31 cm – were connected via two round openings to the room for which the air heater was intended, since the device was precisely designed for air circulation. The operation was as follows: the fumes from the hearth passed through the tubes of the recuperator, yielding part of their heat to them, then exited through the chimney tube. By operating the fan, the air coming from the room, through the air-intake pipe, ran across the heated tubes of the recuperator, heated up, and was blown by the fan into the room through the outlet pipe. In this manner, a continuous circulation of the room's air was achieved. At each cycle the air passed through the heating chamber, its temperature increased, up to the desired temperature. The air heater could provide a heat output of 80,000 Kcal/h with an air temperature of 120°C (for disinfestation by hot air). The air

---

<sup>26</sup> RGVA, 502-1-332, p. 97.

temperature could be adjusted by means of the throttle valve and through special air intakes, through which fresh outside air circulated.<sup>27</sup>

The described alleged heat exchanger in the attic of Barracke X at Dachau had neither any means of circulation the room's warm air nor even any means of feeding any warm air into Room 8, if we take Fribourg's drawing seriously.

The actual device, which was certainly quite heavy, with its connection to the steam pipe and its tubes running in and out of the walls of the rooms, was undoubtedly installed during the construction work of the crematorium. If, in 1944, it had been necessary for any reason to heat Room 8, it would have been sufficient to install a radiator there.

It can be concluded that the heat exchanger was part of the original layout of the crematorium. I will resume and conclude this issue in the following chapter.

5) The electrical switchboard and switchbox in Room 9 were described as follows by Captain Fribourg:<sup>28</sup>

*"To the right of the door is a panel with 3 lights: Red, orange, pink, and a switch."*

The location of the switchboard was depicted by him in his Drawing 2 (Document 40), although the words "*contacteur à huile*," oil switch, appear there with two buttons, one red, "*aus*," off, the other green, "*ein*," on. Switchbox and switchboard are clearly visible in a frame of the American film (Document 60).

A switchbox in that position was already provided for in the original design. I have referred to it as U in Document 3. According to Engineer Neufert's manual, the circled symbol represents a single-pole switch (*Umschalter, einpolig*, Neufert, p. 18). There is no evidence as to when the switchboard with the three indicator lights was installed and what it was for.

In the wall that separated Room 8 from Room 9, the crematorium's floor plan (NO-3887) shows an opening with the cross section of a truncated cone. The wall is 38 cm thick, the opening about 40 cm (Room 8) × 20 cm (Room 9). This opening allowed a view from Room 9 to the two oppo-

<sup>27</sup> Instytut Techniki Ciepłej, "Ekspertyza dotycząca konstrukcji i przeznaczenia pieców zainstalowanych przy komorach gazowych w Obozie na Majdanku w Lublinie," (Institute of Heat Engineering, "Expert opinion on the construction and purpose of the furnaces installed at the gas chambers in the Majdanek Camp at Lublin"), Łódź 1968; APMM, Lublin.

<sup>28</sup> "Rapports du capitain Fribourg" *op. cit.* (note 15), pp. 2f.

site corners of Room 8. The opening was drawn by Captain Fribourg and named “cylindrical viewport” (*regard cylindrique*, Document 40), which, in section, crosses the wall at an angle from top to bottom. As mentioned earlier, he described it in his report with a perspective from Room 8:

*“Approximately 75 cm from the floor and in the axis of the shower room is the flap that closes a cylindrical spyhole, directed outwardly upward, which allows one to look into the shower room from the corridor.”*

However, the slope of the opening in Captain Fribourg’s drawing is too steep, as shown in a photograph of its circular opening in the wall of Room 9 that appears in G. Rudolf’s video (Document 62). Here, the opening on the inside is bricked up. As G. Rudolf points out, the location of the two ends of the opening shown by Captain Fribourg in his Drawing 2 (Document 40) does not correspond to the current state. In particular, the outlet in Room 8 could not have been the “viewport” but the “closed rusty door” above it. In fact, the center of the alleged “viewport” is about 60 cm above the floor – an unreasonable placement for a peephole. Moreover, it has the outlet of a water pipe on the inside, while the upper opening, closed by a door with a metal grating, still shows the round conformation of the peephole (Document 64). It constitutes the opposite side to what is seen in Document 62: the solid brick walled in with white mortar, and the pipe coming out at the top are the obvious evidence of this. It is unknown when and why the opening was walled up.

The function of the peephole was in general for inspection (the double doors in Room 8 did not allow for the installation of the usual peepholes), and in particular for control to adequately regulate the flow of hot water into the showers by operating valves 5d and 5e that were located in Room 9, next to the opening in question.

## 14. The Purpose of Restructuring Room 8

In the absence of documents, it is not easy to determine the purpose of the restructuring of Room 8. One might think, as Pressac did, of an experimental station for Dr. Rascher or other doctors, but as I noted earlier, no mention of this appears in the numerous existing documents on medical experiments at Dachau.

Based on the museum's post-war renovation to the current state, the room could be sealed and could be ventilated through the two ventilation grids in the ceiling connected to the fan in the attic. But how was air fed into the room without an air intake? The simplest solution was for this to be done by means of the two exterior hatches, according to the drawing in Document 61.

Alternatively, so as not to omit any possibilities, assuming that the heat exchanger is connected in some way to the lateral duct and its outlet grille at the bottom, one might think that the air sucked out of the room by the extraction fan sucks in fresh air through the heat exchanger, as I have illustrated schematically in Document 63, although it is not certain that this system would have worked, at least efficiently. However, only a feeble mind would have come up with such a harebrained system. Consequently, the two hatches were definitely ventilation openings.

It can be argued that the hatches had a dual purpose: introducing Zyklon B and air intake, for the just-stated reasons. This is certainly possible, but the problem remains that the introduction of Zyklon B would have occurred from outside the building. The architecturally more rational solution would have been the one shown in Document 44, but in the sense that A and B were only air-intake hatches, while C and D served to introduce

Zyklon B, so that this could take place from Room 9 away from prying eyes.

There is also the possibility that the hatches were used for introducing Zyklon B after all, and that, in order to accomplish the operation without being seen, the SS built the board fence in front of the hatches as clearly visible in Document 35. While this is possible, it clashes conspicuously with the sophisticated, if not to say extravagantly complex engineering devices examined earlier.

Pressac's claims are highly puzzling both because of his transcripts of the device labels and because of the alleged involvement of the Hans Kori company.

Is it really to be believed that the fan, 400 mm in diameter, with a motor of 0.7 hp, and against a total pressure of 25 mm water column, had a capacity of 4,180 cubic meters of air per hour? Assuming an empty-room volume of about 85 m<sup>3</sup>, this would correspond to (4180 m<sup>3</sup>/h ÷ 85 m<sup>3</sup> =) 49 air changes per hour! While it is true that 72 air changes per hour were provided for the Degesch circulation chambers, the alleged gas chambers of Crematoria II and III at Birkenau were built with only 9.5 air exchanges per hour (and 11 for the "undressing room"! See Mattogno 2019, pp. 45-47). Morgue 1 (the alleged gas chamber) was equipped with two fans, one for suction and one for pressure. Both had an outlet pipe of 450 mm in diameter, were driven by a 2-hp motor, and had a capacity of 4,800 m<sup>3</sup>/h against a pressure of 40 mm water column.

It is furthermore incomprehensible that the heat exchanger is said to have had a capacity of 32,000 m<sup>3</sup>/h of air. This is undoubtedly a misreading of a probably rusty label that read kcal/hour. In fact, heater manufacturers, in their technical specifications, gave the hourly output of heat, not hot-air volume. The figure is also beyond doubt, because 32,000 kcal is equivalent to the heating 2,580 m<sup>3</sup> of air from 0°C to 40°C,<sup>29</sup> while the alleged gas chamber has a volume of about 85 m<sup>3</sup>.

The Kori Company had a very advanced department dealing with "central-heating and ventilation systems" (*Zentralheizungs- und Lüftungsanlagen*) that had an incredibly large clientele. On February 2, 1943, the firm responded to a request from Main Office CIII (technical subjects) of the SS Main Economic and Administrative Office (*Wirtschafts- und Verwaltungshauptamt, WVHA*) concerning a quote for a "Hot-Air Disinfestation Facili-

<sup>29</sup> 2,580 m<sup>3</sup> × 40°C × 0.310 kcal/(m<sup>3</sup> °C), with the latter being the energy required to heat one cubic meter of air by one degree Celsius (at room temperature and sea-level pressure).

ty” for the Auschwitz Camp. To this letter, which has as its subject “De-lousing Facility for Auschwitz CC,”<sup>30</sup> the Kori Company enclosed a “List of quantities of iron required for a hot-air disinfestation facility, Auschwitz Concentration Camp,” totaling 4. 152 kilograms of metal,<sup>31</sup> and a “Cost Estimate for a Hot-Air Disinfestation Facility for the Auschwitz Concentration Camp” for a total of 4.960,40 reichsmark.<sup>32</sup>

In its response, the company recommended two “Kori-Kalorifere Type Gr. No. 6e,” which each had a heating surface of 22 square meters and a capacity of 40,000 WE (*Wärmeeinheiten* = Kcal) per hour, for heating air to about 100°C.

In the cost estimate, the Kori Company offered 2 Type II No. 6e calorifiers with a heat output per hour of 85,000 WE [Kcal], in addition to 2 “turbine blowers... each for an [hourly] capacity of 5,500 cubic meters.”<sup>33</sup>

This confirms that the heat exchanger at Dachau could not have had a capacity of 32,000 m<sup>3</sup>/hour.

A four-page advertising brochure from the 1930s/40s titled “The latest Kori Type II calorifiers”<sup>34</sup> presents the relevant products. Page 2 (Technical details about the Kori Type II calorifiers) informs that the Kori Company produced ten models of the Typus II calorifier, of increasing size and capacity, which were named: 5b, 5c, 5e, 5f, 6a, 6b, 6c, 6d, 6e, 6f. The smallest model (5b) had a heating area of 14.5 m<sup>2</sup>, a height of 1.95 m, a capacity with natural air of 38,000-40,000 Kcal, and 50,000-64,000 with ventilated air, and a weight of 830 kg. The data for the largest model (6f) were: area: 24 m<sup>2</sup>; height 2.5 m; capacity: 76,000-80,000 and 105,000-115,000, respectively; weight: 1,515 kg. The technical drawings of models 6b and 5b are also shown there (Document 65). Page 1 presents photos of models 5b, 6a and 6c (Document 66). Page 4 (“Some Installations among Thousands”) lists more than 200 installations for every environment (conference rooms, gymnasiums, garages, factory rooms and sheds, dance halls, theaters, churches) in Germany alone. A final note states that the company had built more than 2,000 heating systems for churches in Germany and abroad. Page 3 (“Kori heatings of large rooms with and without fan drive”) shows three examples of heating-system realizations; the middle one refers

<sup>30</sup> RGVA, 502-1-332, pp. 15-15a.

<sup>31</sup> RGVA, 502-1-332, p. 18

<sup>32</sup> RGVA, 502-1-332, pp. 20f.

<sup>33</sup> RGVA, 502-1-332, p. 21.

<sup>34</sup> “Kori’s neueste Kalorifere Typus II.” APMM, Sygn. VI-9a, Vol. 1. Similar documentation also in: RGVA, 502-1-332, pp. 22-26.

to a 1,650-m<sup>3</sup> ballroom that was heated with “caloriferous stoves Type II No. 6” with a capacity of 36,000 kcal/h (Document 67).

This confirms that the device installed in the attic of the Dachau Crematorium could not have been an air heater with a capacity of 32,000 kcal/h for an 85-m<sup>3</sup> room, unless it was intended for hot-air disinfestation, but the four Degesch circulation chambers operating with Zyklon B were already planned for the building’s disinfestation wing.

The most obvious conclusion is that the heater was not heating air, but water for real showers, which also explains the presence of insulated pipes.



## 15. The Non-Use of the “Gas Chamber” and the Probable Function of Room 8

One of the fundamental problems with the Dachau “gas chamber” is the fact that it allegedly was never used, although it purportedly had been completed and was functional. I anticipated earlier that the crowning glory of this facility’s engineering ingenuity, from the orthodoxy’s point of view, was the fence covering the two hatches so that prying eyes would not see how Zyklon B was introduced using the metal hoppers. If this were true, the “gas chamber” was ready for use after the board fence had been put in place. Why then was such a sophisticated and cumbersome “gas chamber,” which had no doubt cost a lot of money and labor to build, never used?

So far, the most ingenious conjectures have been given (the “sabotage” of the inmates, the fear of the population of the town of Dachau, etc.), but no one has given a convincing answer.

Johann Neuhäusler, author of a booklet that constitutes perhaps the first official history of the camp, adduces explanations that completely demolish the homicidal-gas-chamber hypothesis. After noting that (Neuhäusler, p. 16):

*“The Dachau ‘gas chamber’ was never put into operation. Only dead people came to the crematorium for ‘burning’, no living people for ‘gassing’.”*

A few pages later, he adds the following remark:

*“As mentioned earlier, Dachau had its own gas chamber during the last year. However, its ‘showers’ were never used. Instead, all the more Dachau concentration-camp inmates were sent to Hartheim near Linz/Austria for gassing, and closer to home, to Domagala, from 1942-1944 onward.”*

This is followed by a list of 32 transports of allegedly gassed inmates, listed chronologically by day, month and year, for a total of 3,166 inmates, ranging from Jan. 2, 1942 to Nov. 9, 1944; 31 transports cover 1942; the last with 150 inmates is assigned to Nov. 9, 1944 (*ibid.*, p. 30).

From this it follows first of all that, when the booklet was written, the Dachau Museum still believed that the showers were real, since “they were never used” to gas inmates; second, that a gas chamber at Dachau was entirely superfluous, because if a gassing facility was needed, the one claimed for Hartheim Castle was allegedly used.

From this perspective, the complicated restructuring of Room 8 of the new crematorium, presumably undertaken to create a homicidal gas chamber in Dachau itself, appears to be completely pointless, because such a facility would have been designed and built as homicidal gas chambers from the very beginning. Rascher’s letter to Himmler dated August 9, 1942, which I quoted earlier, leaves no doubt about this. Indeed, it says there that in Dachau “the same facility as in Linz is being built,” a reference to the alleged gas chamber at Hartheim Castle. The reference to the “transports of invalids” is reminiscent of the so-called “Special Treatment 14f13,” the killing of inmates unfit for work or sick that is said to have been practiced since August 11, 1941. Since January 2, 1942, inmates from the Dachau Camp are also said to have been sent there on a regular basis. According to Rascher, therefore, a gas chamber (with carbon monoxide cylinders, if it was indeed “the same” as in Linz) intended for dispatching invalids was already under construction in Dachau in August 1942, and Himmler was fully aware of this.

Walter Neff made explicit reference to transports of invalid being sent from Dachau to Linz – more than 5,000 in 1942, and about 2,400 from October 1941 to February 1942 – but he knew nothing about the alleged plan to establish a homicidal gas chamber at Dachau.<sup>35</sup>

British radio intercepts provide some information, but do not allow the matter to be clarified. In a radio message dated August 24, 1942, the commandant of the Buchenwald Camp informed WVHA Office Group DIII that 300 invalids had been transferred to Dachau on July 6.<sup>36</sup>

On October 29, 1942, SS-Sturmbannführer Gerhard Maurer sent the following radio message to the commandant of the Dachau Camp:<sup>37</sup>

---

<sup>35</sup> NO-2637, Excerpt from W. Neff’s testimony at the Doctors’ Trial, hearing of December 17, 1946.

<sup>36</sup> TNA, German Police Decodes Nr 3 Traffic: 24.8.42. ZIP/GPDD 215b/19.3.43, n. 53/54.

<sup>37</sup> German Police Decodes Nr 3 Traffic: 29.10.42. ZIP/GPDD 281b/14.11.42, n. 61/62.

*“For Action 14 F 13 in Dachau, I intend to have most of the inpatients from all camps transported there. I would therefore be grateful if you could let me know which numbers of this kind can be taken there immediately and possibly at a later date. I expect to be informed by telex as soon as possible. Sgd. Maurer.”*

Maurer was at the time head of the WVHA’s Office DII, which dealt with “Labor Employment of Inmates,” and in that capacity he had no authority to order the death of concentration camp inmates. Here, moreover, these were not even invalids, but inpatients who, together with the invalids, regularly figured in the camp’s occupancy reports, including at Auschwitz.<sup>38</sup> It is, moreover, well known that from December 1943 to March 1944 from many camps in the Reich – Auschwitz, Buchenwald, Dachau, Dora-Mittelbau, Flossenbürg, Mauthausen, Neuengamme, Ravensbrück, Sachsenhausen – 20,850 sick or invalid inmates were transferred to the Majdanek Camp, including 1,000 from Dachau in the first days of January 1944 (Leszczyńska, pp. 203-208). All this indicates that the aforementioned “Action 14 f 13” could not have been an extermination operation.

Consequently, the homicidal-gas-chamber thesis is historically unfounded both in terms of its alleged design in 1942 and its alleged set-up in 1944.

What Pressac says about the behavior of the Americans is more than plausible. They entered Dachau with the preconception that homicidal gas chambers have to exist there, and staged a documentary showing the disinfection chambers with clothes hanging in front of them, and the local “Brausebad.” Later, sifting through the Central Construction Office’s documentation on the crematorium, they realized that their presentation was unfounded, and then they “liberated” the documentation of exonerating evidence by “discarding” documents that shed light on the real history and background of the alleged “gas chamber.”

The most convincing answer to the initial question is therefore that the “gas chamber” was never used, simply because it was not a “gas chamber.”

It remains then to determine what it was. In order to provide a reasonable and plausible explanation, one must abandon Pressac’s idea (based on the fantasies of the mythomaniac Blaha) that the restructuring of Room 8 was carried out in early 1944, because this dating is precisely undermined by the unfounded conjecture that Room 8 was turned into an experimental

---

<sup>38</sup> In Mattogno 2016b, pp. 76-78, I listed the number of inpatient inmates and invalids resulting from the 1944 Auschwitz occupancy reports that have been preserved.

gas chamber for Dr. Rascher. One must instead stick to the statements of Eugen Seibold, who dated the restructuring to the fall of 1944.

During on working day, the four Kori furnaces of the new Dachau crematorium could cremate a maximum of about 100 bodies, while the two Topf furnaces of the old crematorium (by virtue of the different structure of their muffle grate) could cremate a maximum of 75 bodies,<sup>39</sup> hence altogether both facilities could process 175 bodies per day. This figure, which was already rather limited, began to be increasingly exceeded during the second half of 1944, when the following mortality was recorded for the Dachau Camp (Neuhäusler, 1980, p. 27):

January	53	July	107
February	101	August	225
March	362	September	325
April	144	October	403
May	84	November	997
June	78	December	1915

The lack of coke supplies for the crematoria further complicated the situation. The corpses piled up in the morgue (Room 18) remained there for several days awaiting cremation and created an unbearable stench. The SS decided therefore to deposit them in Room 8 instead, which had been designed as a special morgue. Since a huge pile of bodies must have developed an enormous stench, creating an excess amount of pestilential gas, the old double doors were replaced with two gas-tight steel doors. To make it possible to ventilate the room, two hatches, fitted with a gas-tight flap, were broken through the outer wall. They could be closed to prevent the escape of foul-reeking gases during periods when the ventilation system was stopped for whatever reason (blackouts, overheated motors etc.).

Room 8 was neither designed as a homicidal gas chamber, nor was it later converted into a homicidal gas chamber, but it really became a stench chamber resulting from the foul gases exuding from decomposing corpses.


---

<sup>39</sup> For specific data on these facilities see Mattogno/Deana, Vol. I.

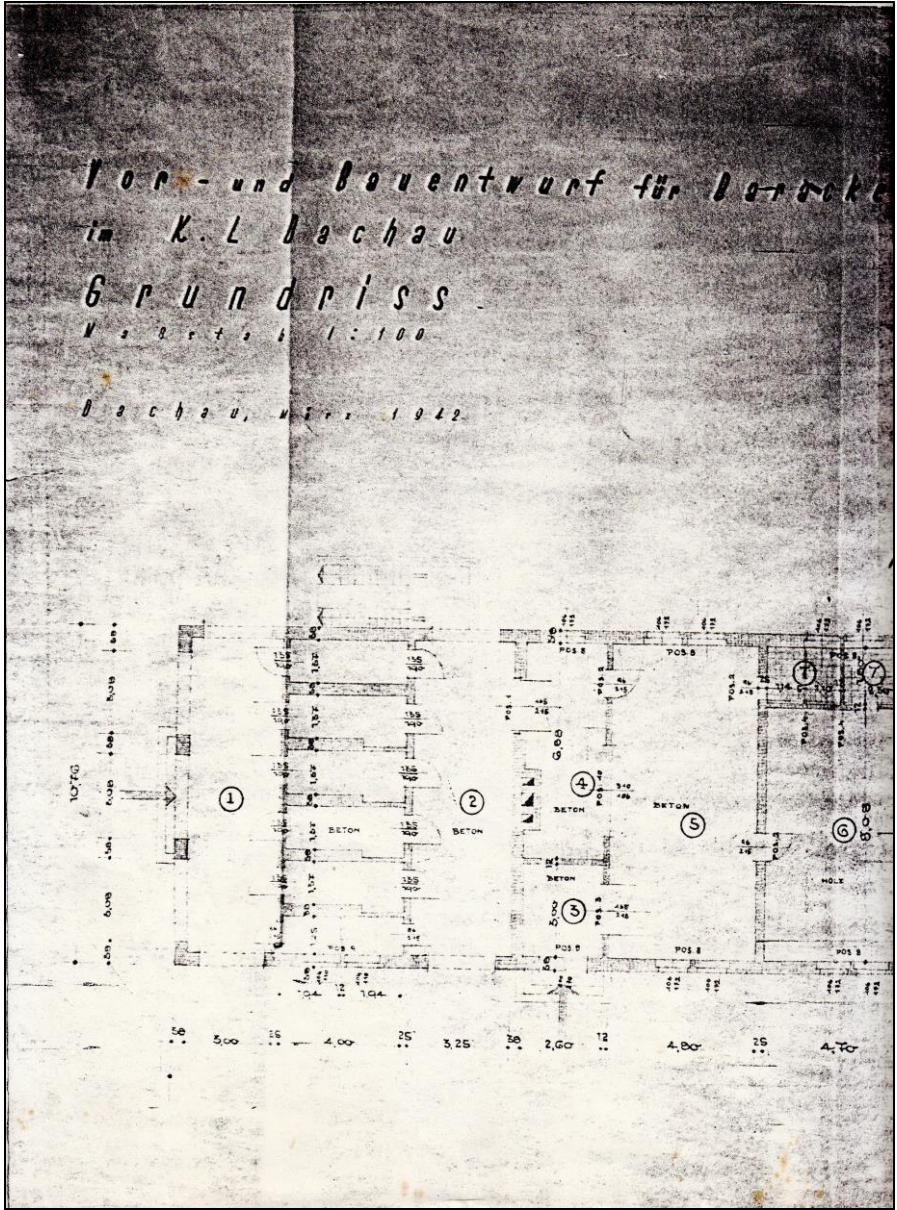


## Appendices

## Documents

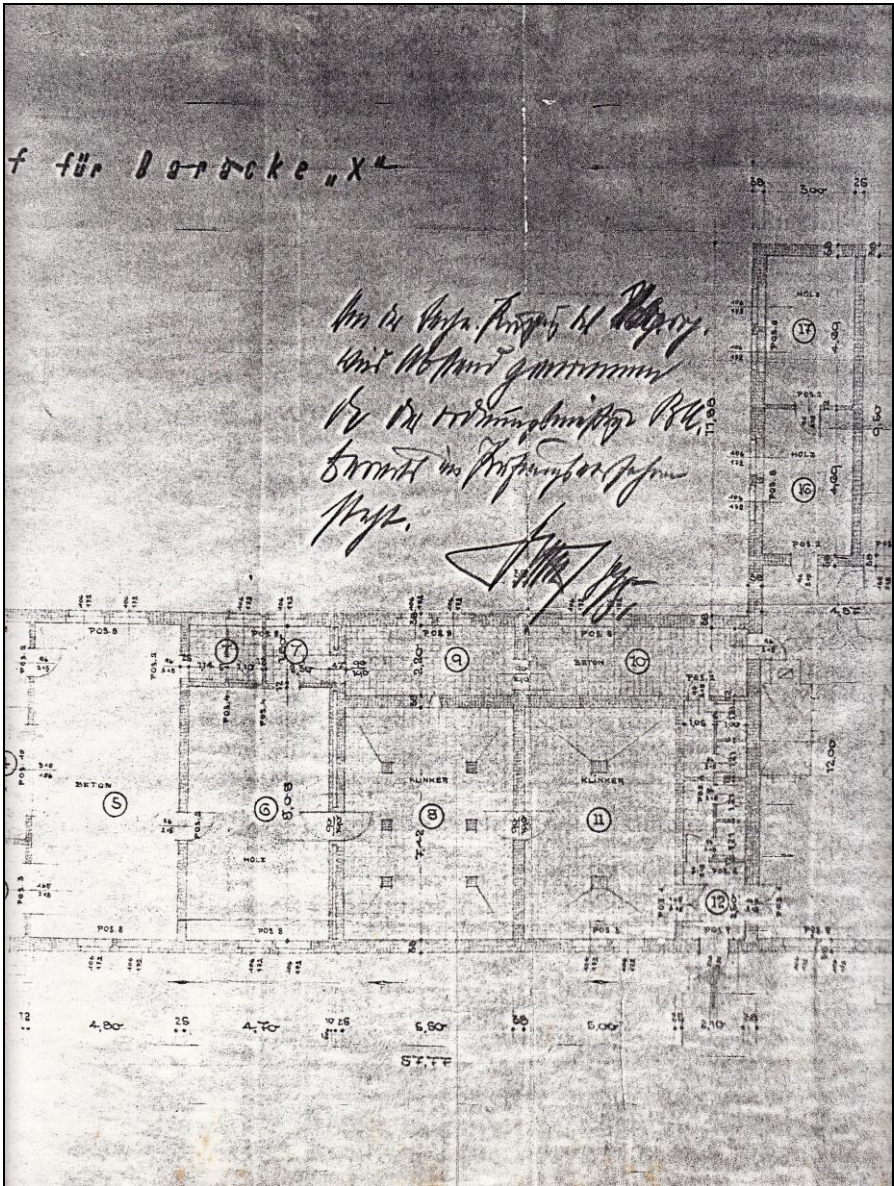


Document 1: Plan of the Dachau Crematorium. Panel displayed in the crematorium. Source: Dalton, p. 323.



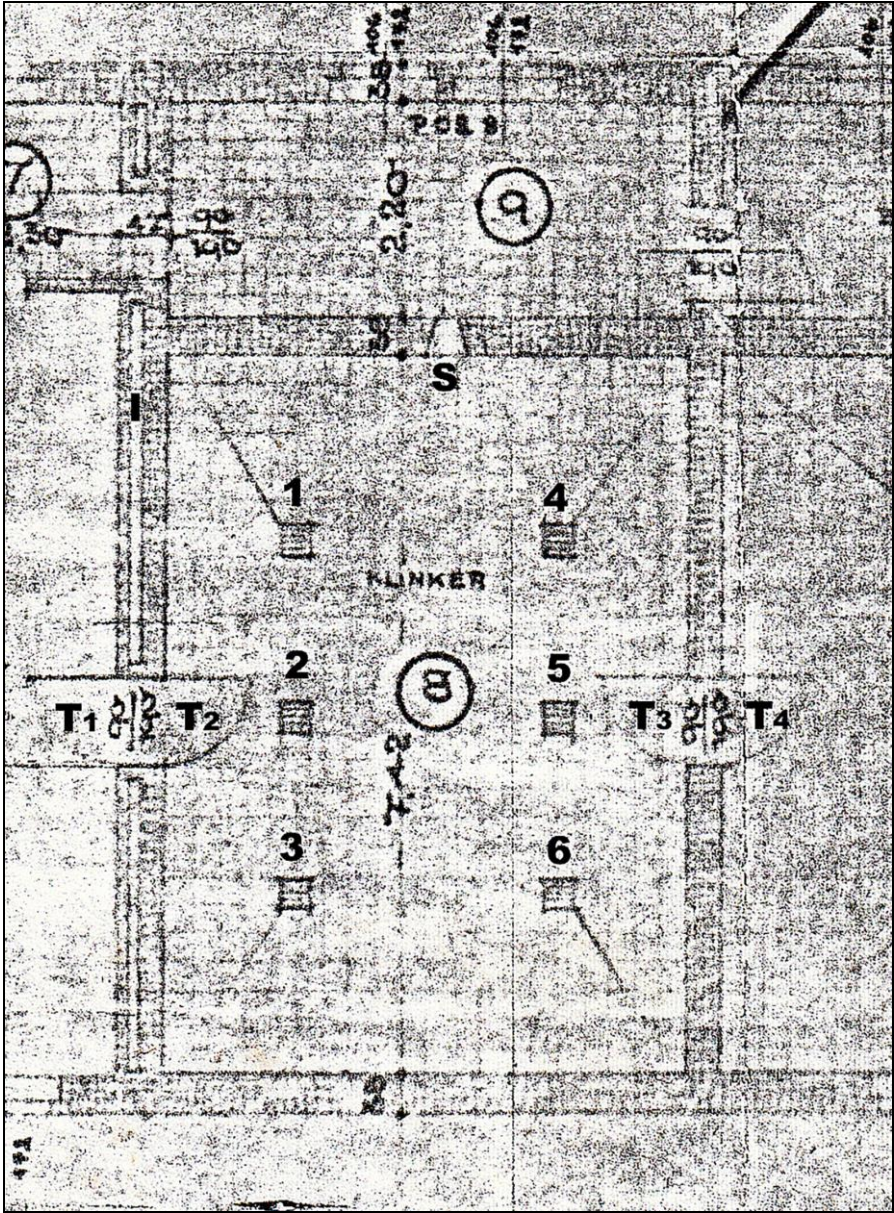
Documents 2 (left), 2a (center), 2b (right): Original plan of the Dachau Crematorium. Source: NO-3887.



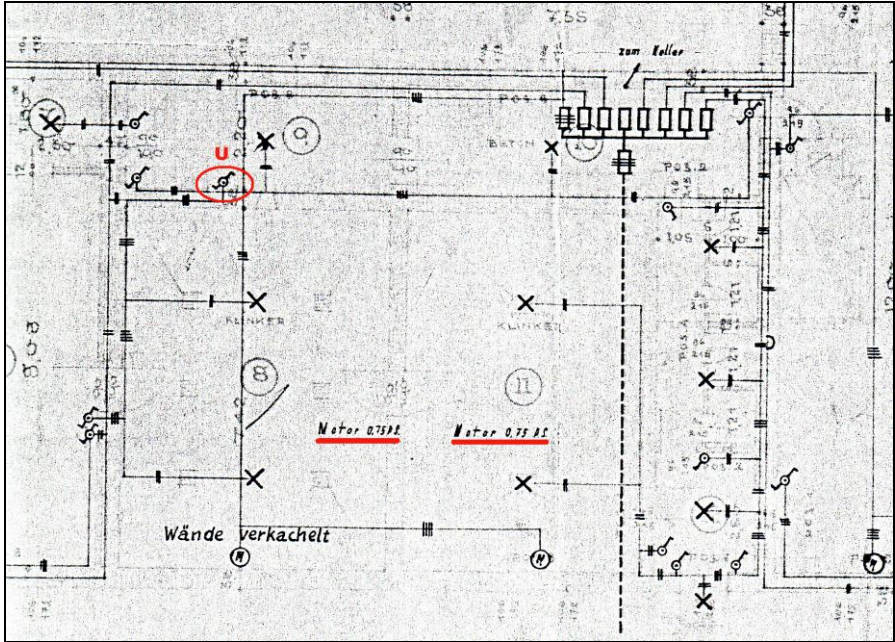


Document 2a: as before

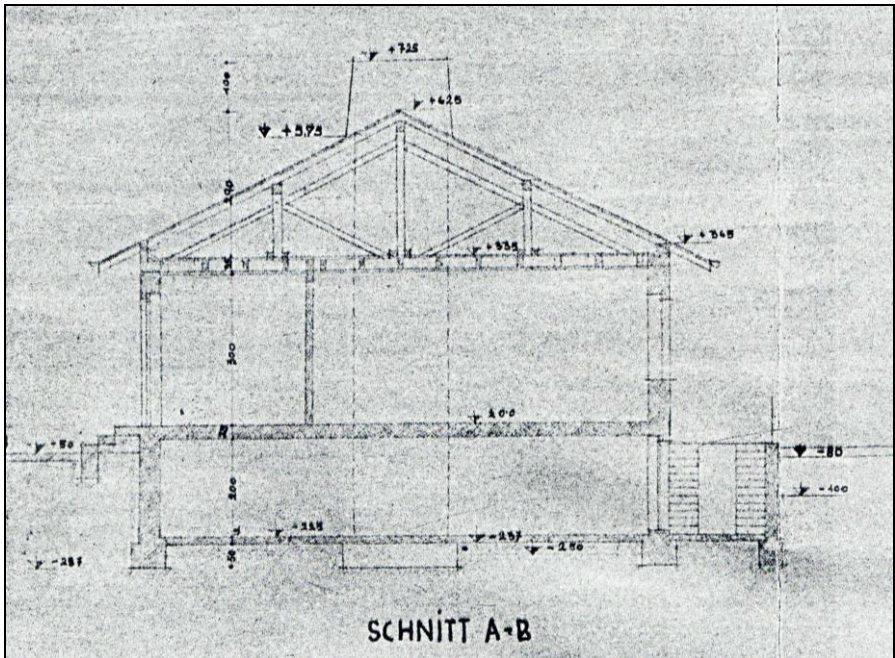




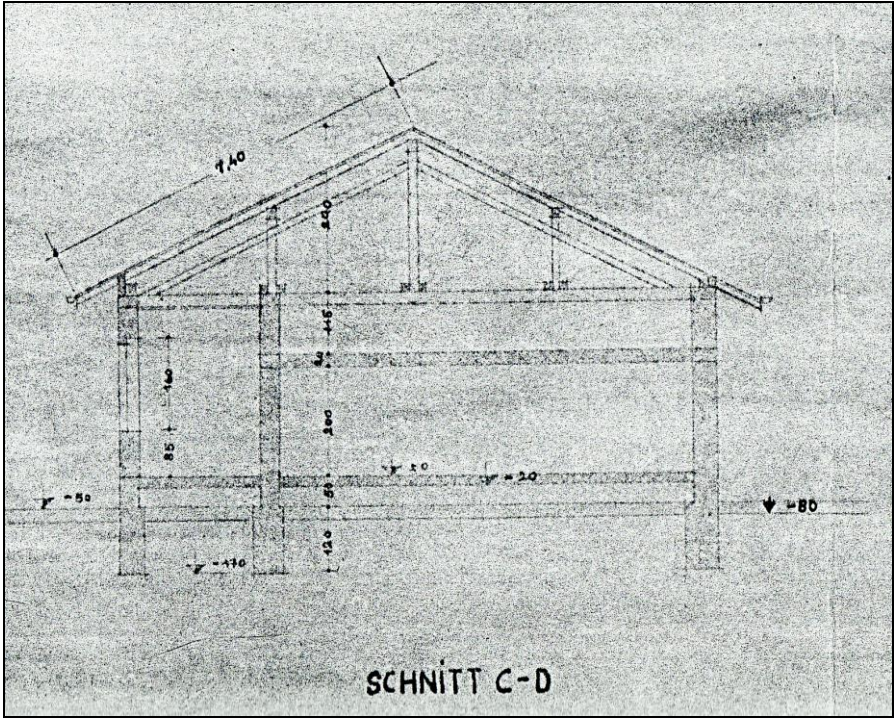
Document 2c: As Document 2. Section enlargement with Rooms 8 and 9.



Document 3: Original plan of the Dachau Crematorium. Electrical system on Rooms 8 and 9. Source: NO-3885.



Document 4: Original construction project for the Dachau Crematorium. Vertical Section A-B. Source: NO-3886.

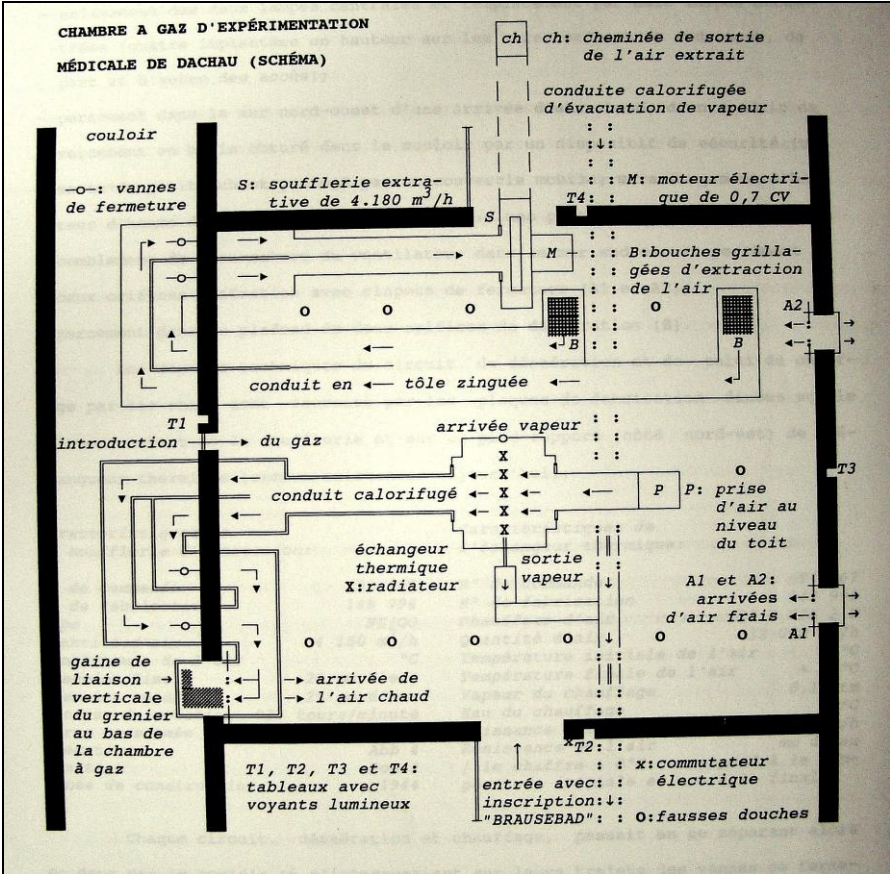


Document 5: Original construction project for the Dachau Crematorium. Vertical Section C-D. Source: NO-3886.

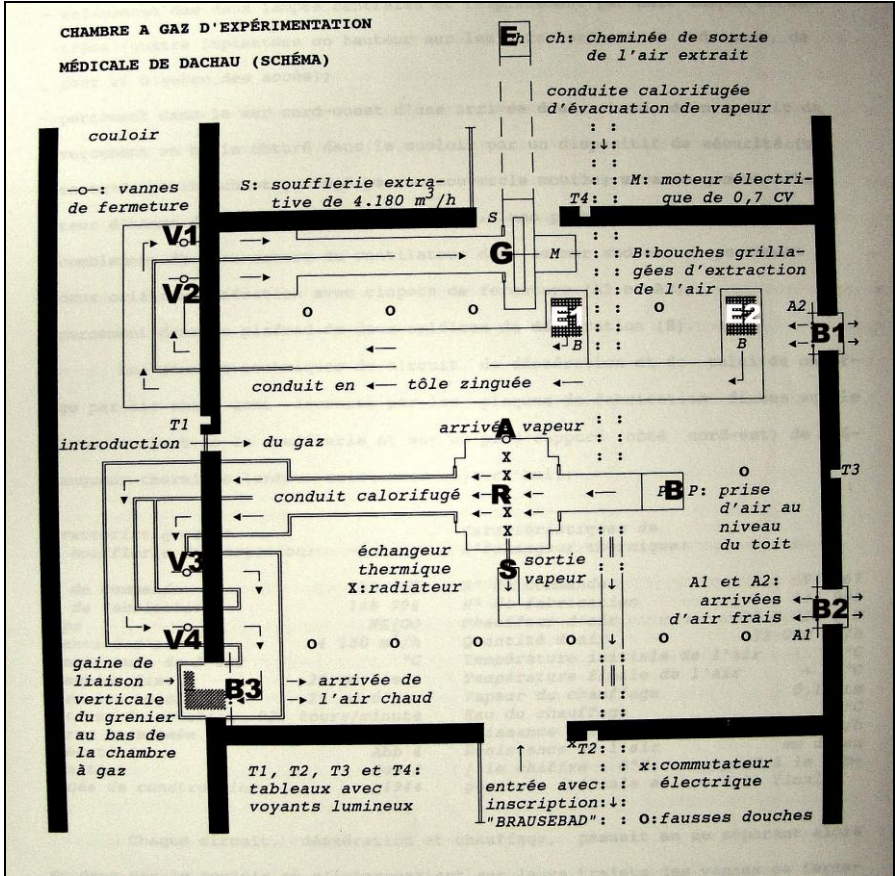


*Document 6: Photo by R. Müller showing the attic of the Dachau Crematorium above Rooms 8 and 9 (1995). Source: Archives of the Dachau Museum, Folder Krematorium Baracke X.*

---

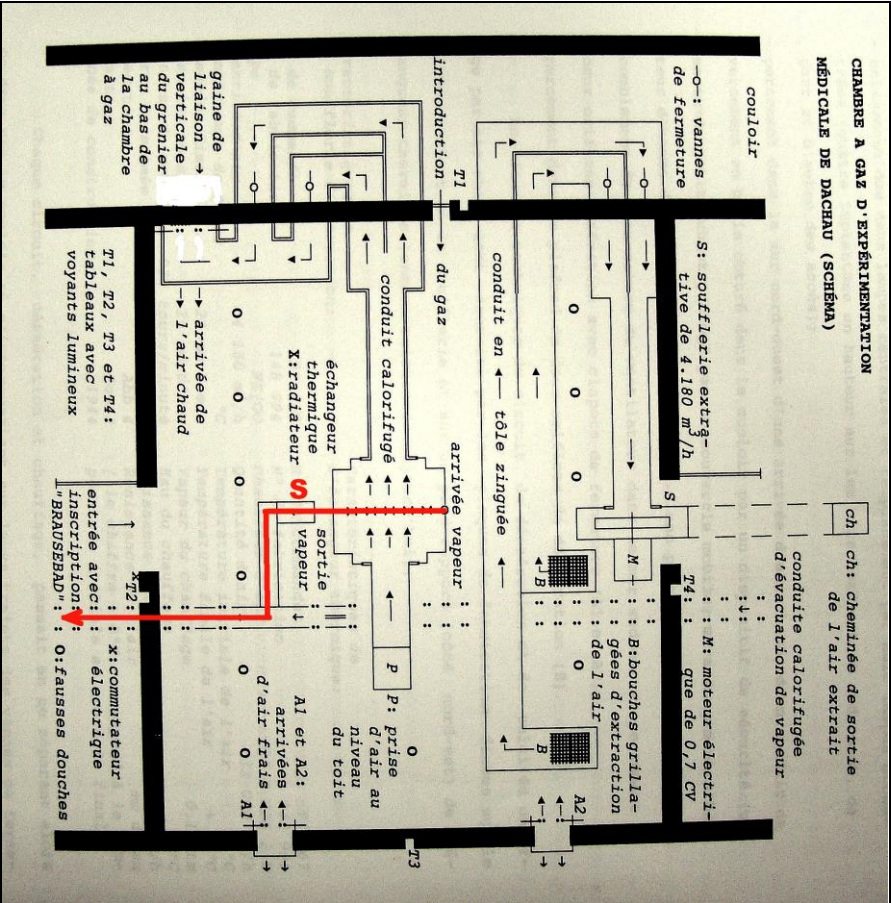


Documents 7, 7a, 7b: Diagram of the ventilation and heating system of the Dachau "gas chamber." Source: J.-C. Pressac, "La chambre à gaz d'expérimentation médicale de Dachau," p. 11, Archives of the Dachau Museum, Folder Krematorium Baracke X.



Document 7a: as before, large letters added: A, B, B1-B3, E, E1+E2, G, R, S, V1-V4.






Document 7b: as before, with gray arrow and label "S" added showing the direction of the exiting vapor.



*Document 8: The entrance door of the Dachau "gas chamber" in 1990. © Carlo Mattogno.*

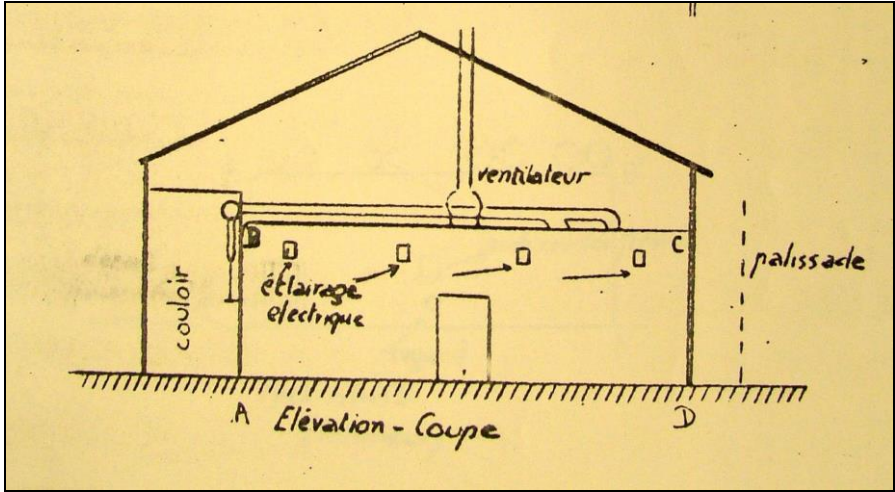


*Document 9: The exit door of the Dachau "gas chamber" in the 1990. © Carlo Mattogno.*

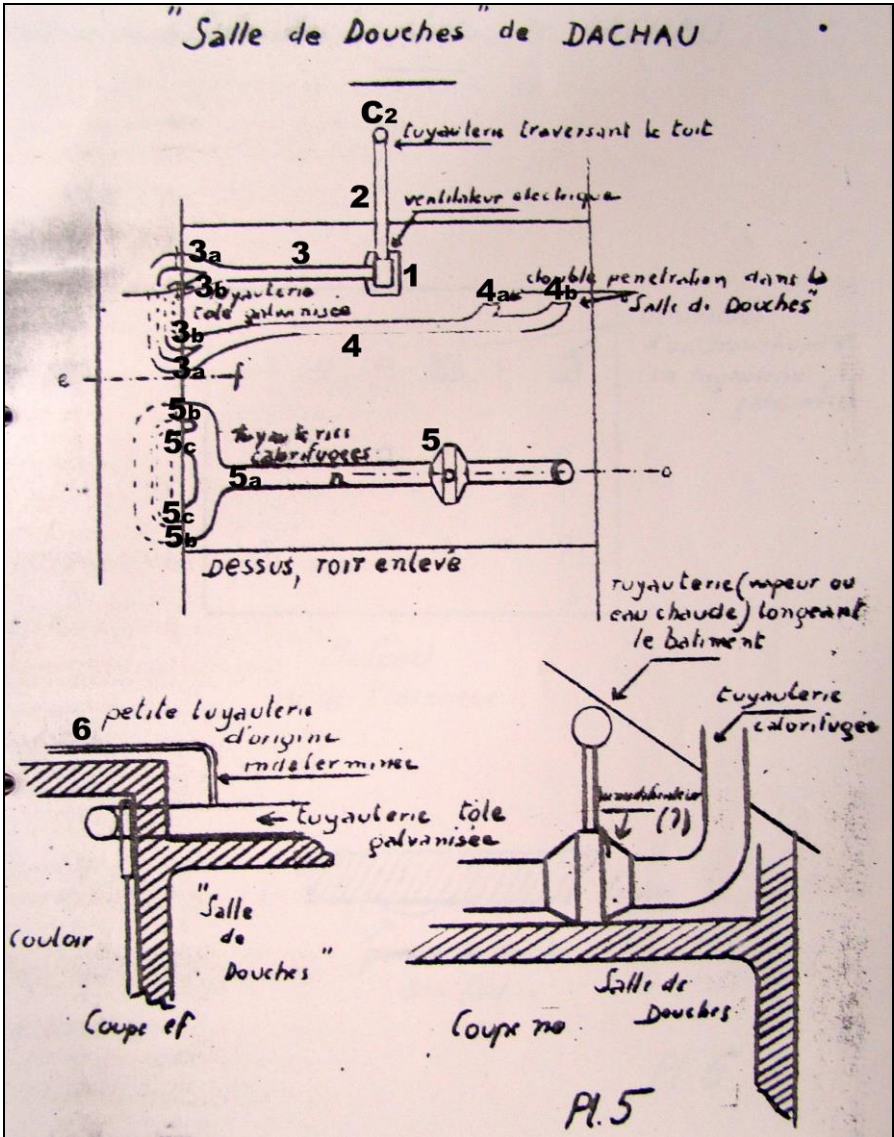


*Document 10: The entrance door of the Dachau “gas chamber” in 2007.*


Source: <https://furtherglory.wordpress.com/2011/03/23/the-brausebad-sign-over-the-door-to-the-dachau-gas-chamber/>




Document 11: Drawing No. 1 (bottom) of Captain Fribourg's report. Vertical section of the Dachau "gas chamber." Source: Archives of the Dachau Museum, Folder Krematorium Baracke X.



Document 12: Drawing No. 5 of Captain Fribourg's expert report. Diagram of the ventilation and heating system of the Dachau "gas chamber."  
 Source: Archives of the Dachau Museum, Folder Krematorium Baracke X.




Documents 13 (top), 13a (below): See Document 6.






*Documents 14, 14a (labeled): Photo by R. Müller showing the attic of the Dachau Crematorium above Room 8 and 9 (1995). Source: Archives of the Dachau Museum, Folder Krematorium Baracke X.*




*Documents 14a: as before, labeled.*






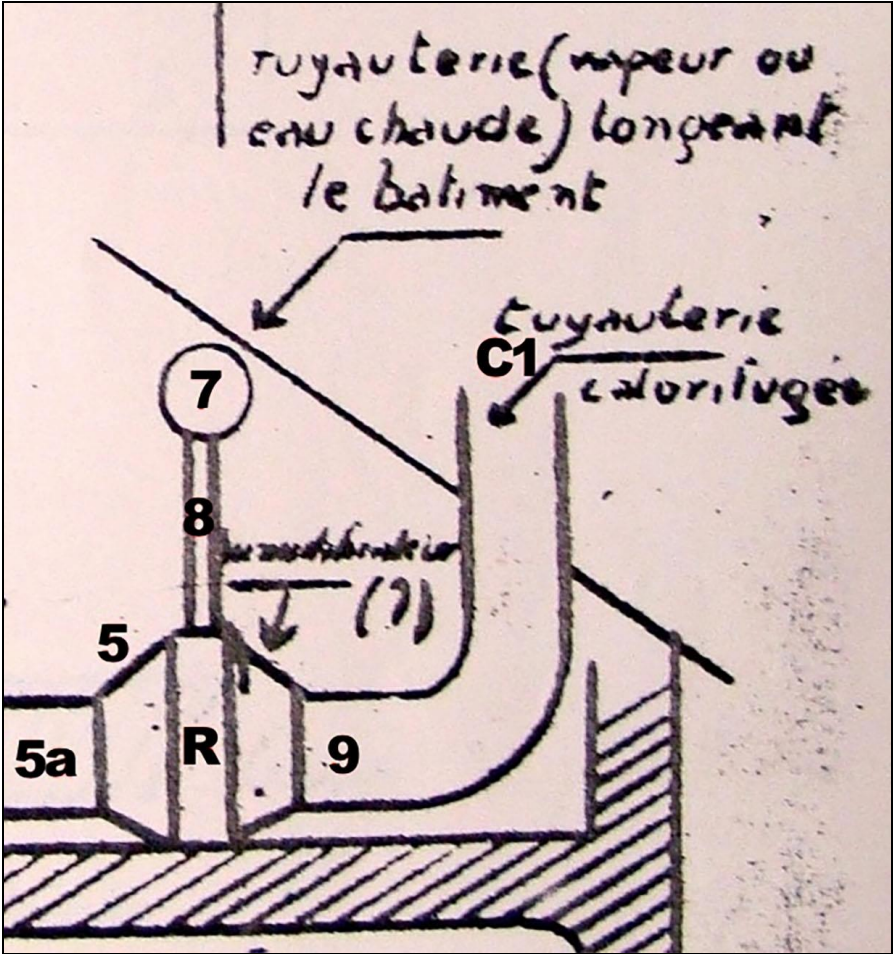
*Documents 15-18: Pipes in Room 9 of the Dachau Crematorium coming from the attic and associated valves. Public domain images available online.*



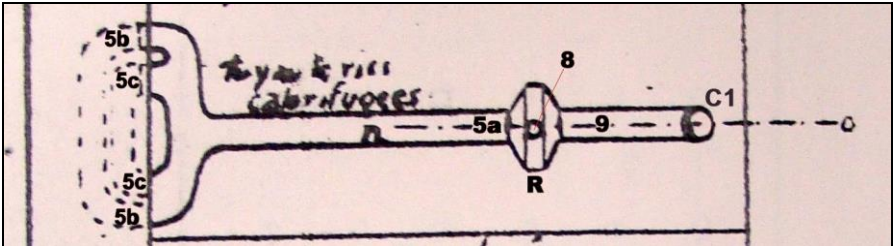
Document 19: Dachau Crematorium, front view, east side. Source: <http://www.scrapbookpages.com/DachauScrapbook/GasChamber/Exterior01.html> (2015)



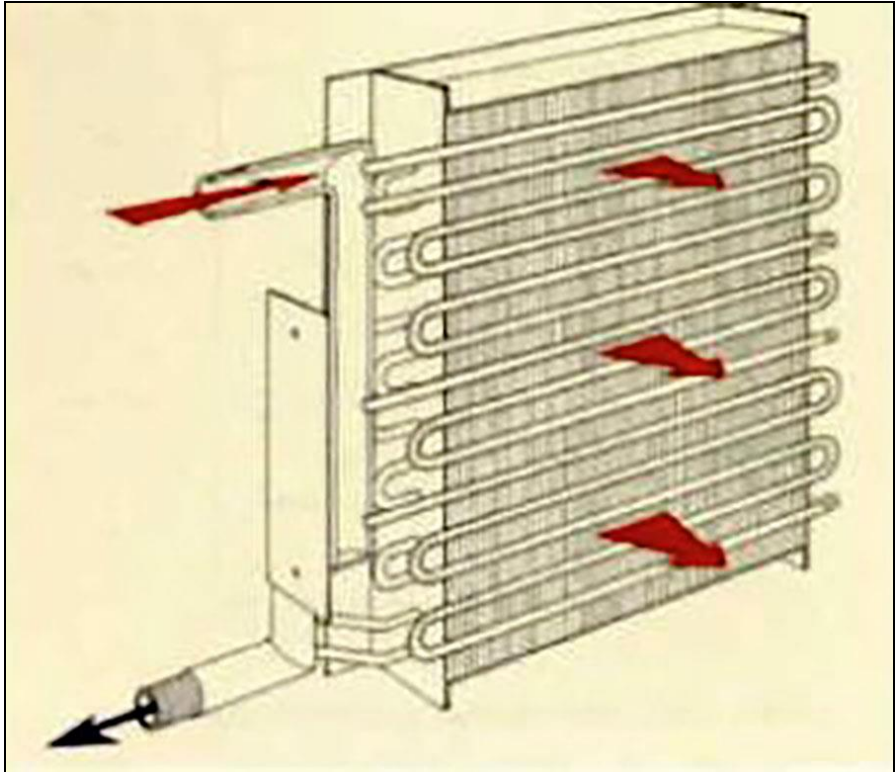
Document 20: American photo of the Dachau Crematorium, front view, east side (1945). Source: <http://uainfo.org/heading/public/14948-fotografii-iz-osvobozhdenного-konclagerya-dahau-may-1945-goda.html> (2015).



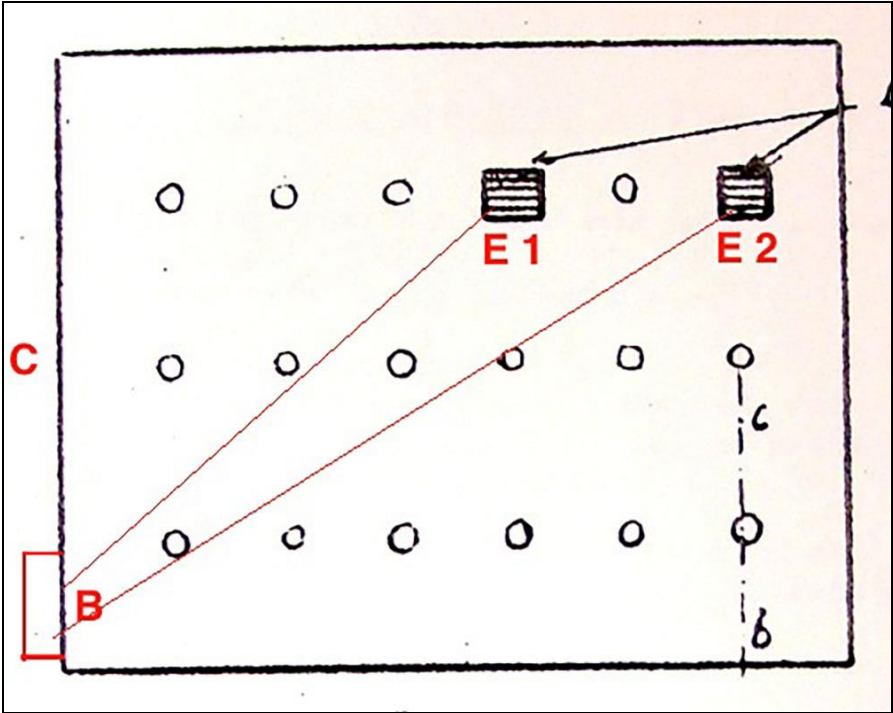
Document 21: See Document 12. Diagram of the heating system of the Dachau "gas chamber." Vertical view.




Document 22: See Document 12. Diagram of the heating system of the Dachau "gas chamber." View from above.



Document 23: Schematic diagram of a heat exchanger. Source: <http://www.haustechnikdialog.de/shkwissen/Showimage.aspx?ID=41> (2015).

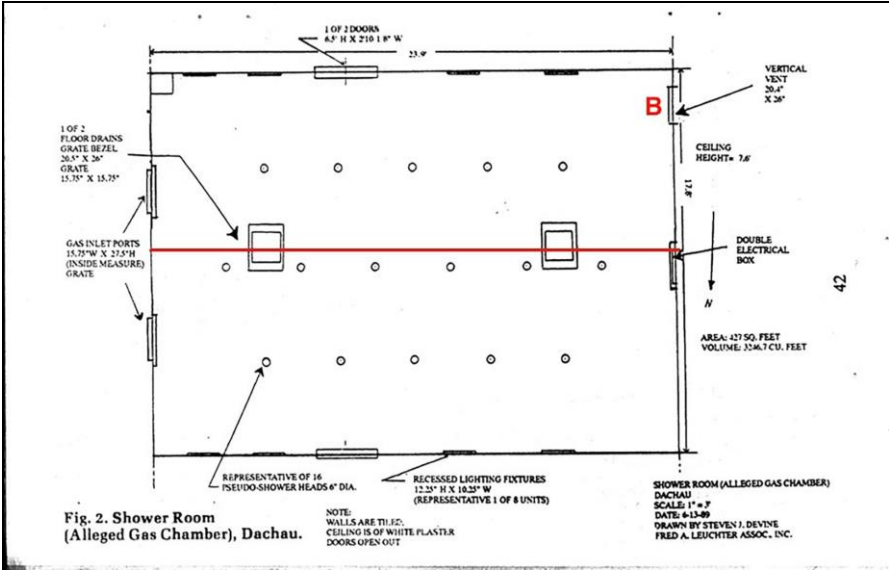


Document 24: Drawing No. 6 (top) of Captain Fribourg's report. Vertical section. The ceiling of the Dachau "gas chamber" seen from below. Source: Archives of the Dachau Museum, Folder Krematorium Baracke X.



*Document 25: Grate of the alleged ventilation duct set into the wall, coming out in a bottom corner. From the film "Dachau Concentration Camp," <https://www.youtube.com/watch?v=PH98iTYLrv4> (2015).*

---




Document 26: Diagram of the Dachau “gas chamber.” Source: Leuchter et al., p. 147.



Document 27: Sign placed in the Dachau “gas chamber” in 1990. © Carlo Mattogno.



Document 28: Interior of the Dachau "gas chamber." Source: <http://www.panoramio.com/photo/25675982> (2015).



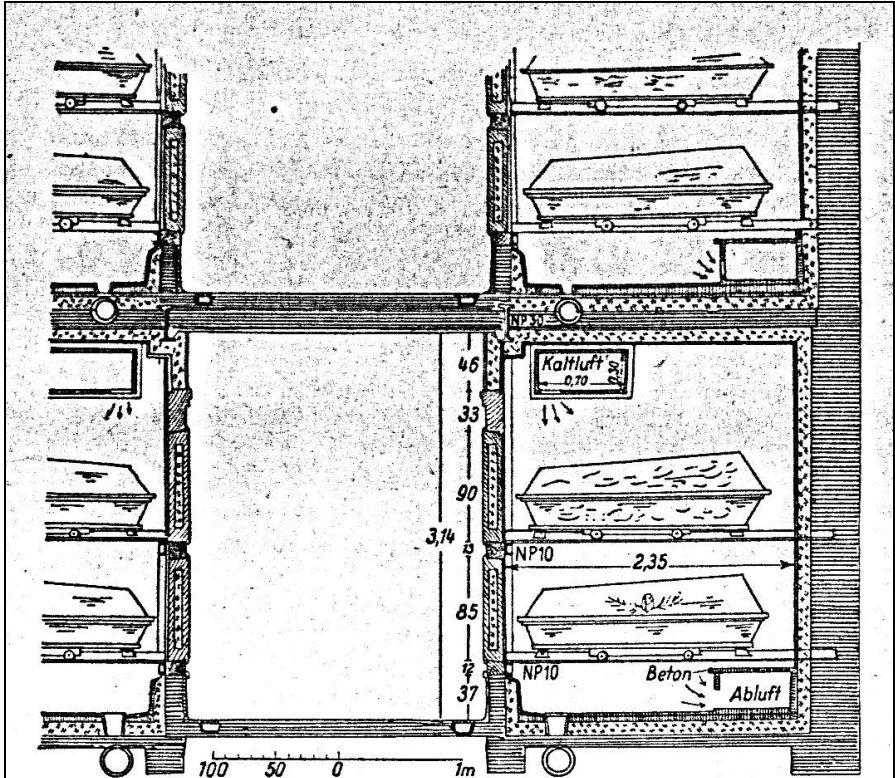
Document 29: Corner between Rooms 6, 7 and 9 of the Dachau Crematorium. Photograph taken in Room 7. Source: <http://www.scrapbookpages.com/DachauScrapbook/GasChamber/UndresingRoom.html> (2015)





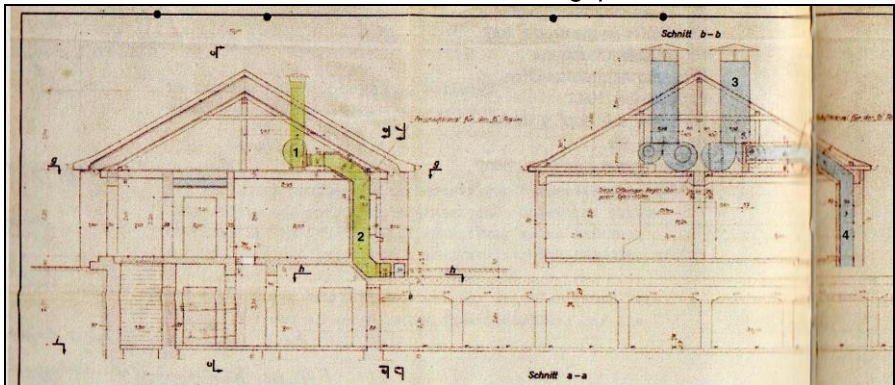
*Document 30: Room 6 of the Dachau crematorium. Photo taken in an east-west direction. Source: [http://www.obletim.ru/germany/munich\\_9/](http://www.obletim.ru/germany/munich_9/) (2015).*

---

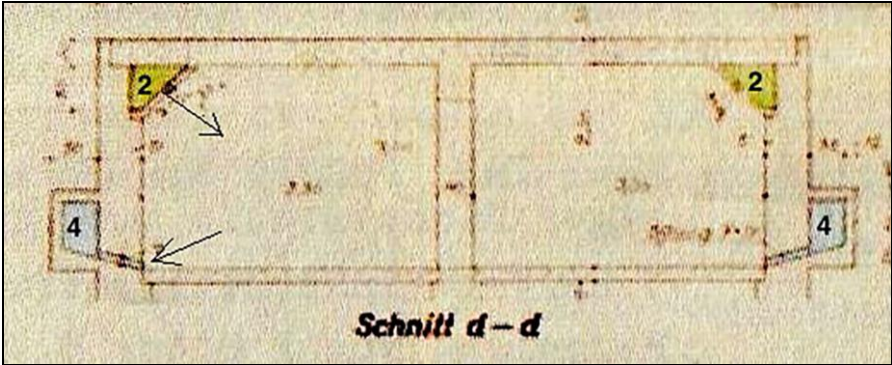


**Abb. 3. Querschnitt durch die Leichenkammern im Krematorium Berlin-Wedding.**

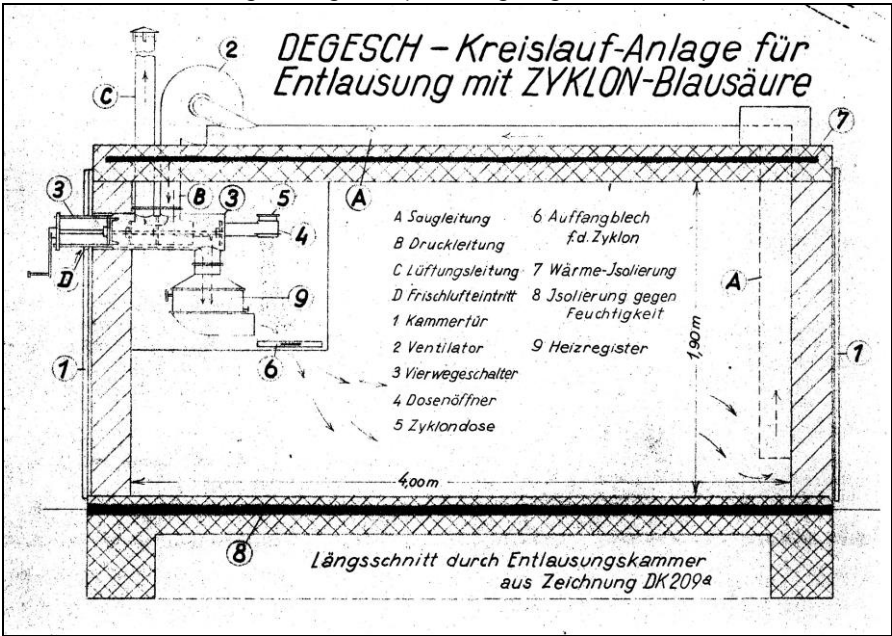
Document 31: "Section of the mortuary chambers of the Berlin-Wedding crematorium.." Source: Hellwig, p. 369.



Documents 32, 32a: Topf Plan D 59366 dated March 10, 1942 showing the ventilation system of the new Auschwitz crematorium. Source: Schüle, pp. 438f.



Documents 32a: as before, section enlargement of the cross section through Morgue 1 (the alleged gas chamber)



Document 33: "Degesch circulation device for disinfection by Zyklon-cyanide." Source: APMM, VI, 9a, vol. 2, pp. 1.



Document 34: Photo by R. Müller showing the attic of the Dachau crematorium above the boiler room (1995). Source: Archives of the Dachau Museum, Folder Krematorium Baracke X.



Document 35: American photograph of Dachau Crematorium, front view, east side (1945). Source:

<https://www.youtube.com/watch?v=PH98iTYLrv4> (2015).



*Document 36: Clothes hanging in front of the disinfestation chambers of the Dachau crematorium, 1945. Source: From the film "Dachau Concentration Camp," <https://www.youtube.com/watch?v=PH98iTYLrv4> (2015).*

---



*Document 37: Clothes hanging in front of the disinfestation chambers of the Dachau crematorium, 1945. Source:*

<https://www.jewishvirtuallibrary.org/american-soldiers-inspect-disinfected-uniforms-at-dachau>.

---



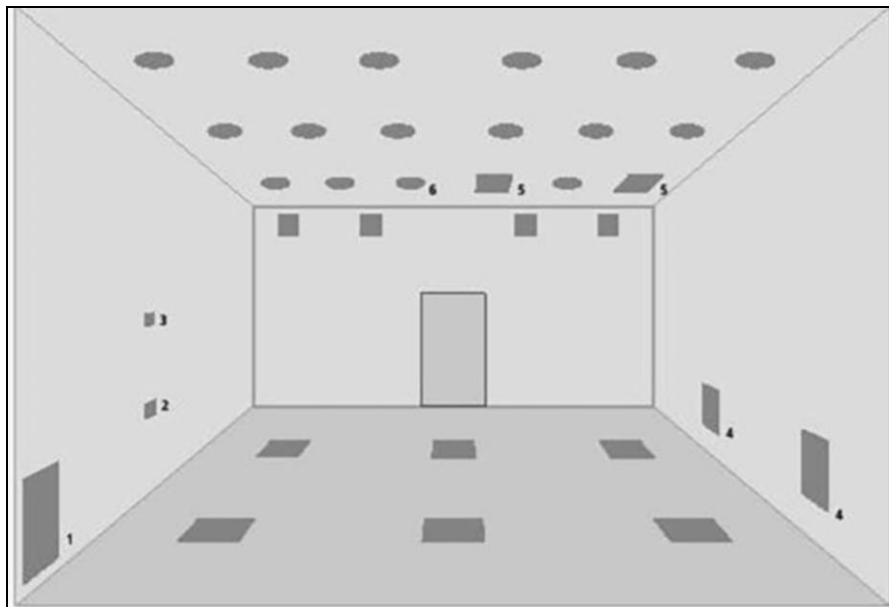
*Document 38: The entrance to the “gas chamber” at Dachau. Public domain photograph (2015).*

---









Document 41: Diagram of the Dachau "gas chamber." Source:  
[http://www.hdbg.de/dachau/pdfs/16/16\\_01\\_05.PDF](http://www.hdbg.de/dachau/pdfs/16/16_01_05.PDF).

---



*Document 42: One of the two hatches of the Dachau "gas chamber." Interior side. Source:*

<http://www.scrapbookpages.com/DachauScrapbook/GasChamber/Exterior02.html>.

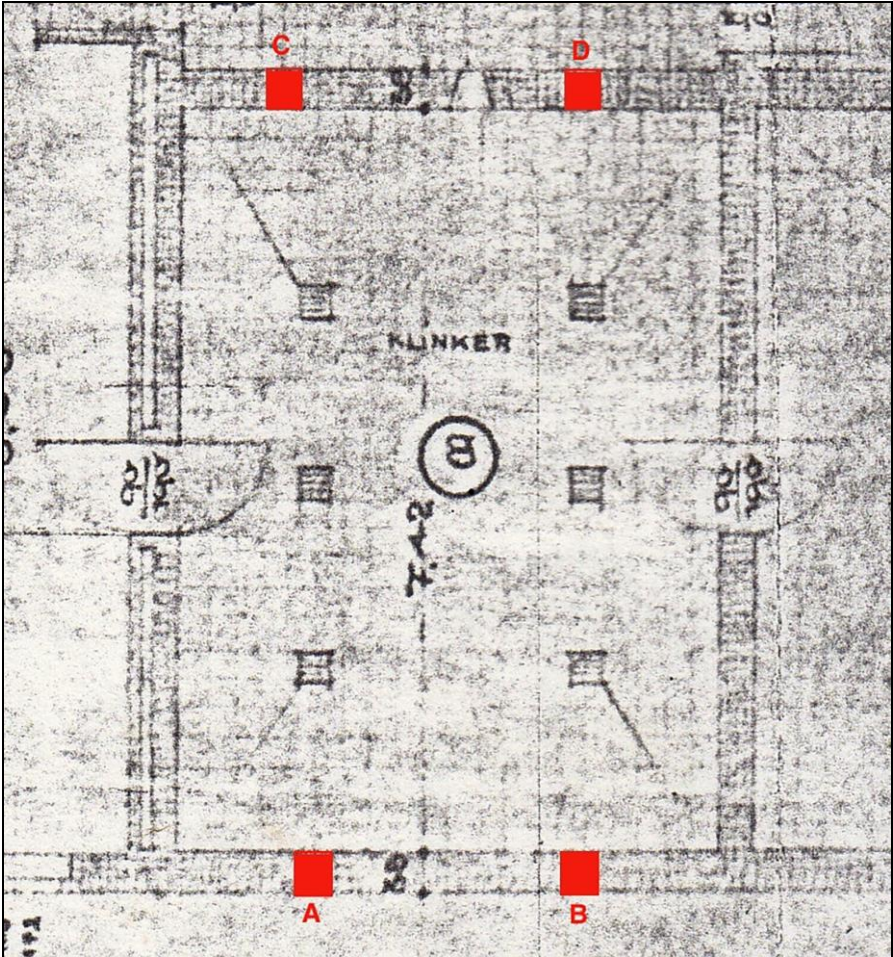
---



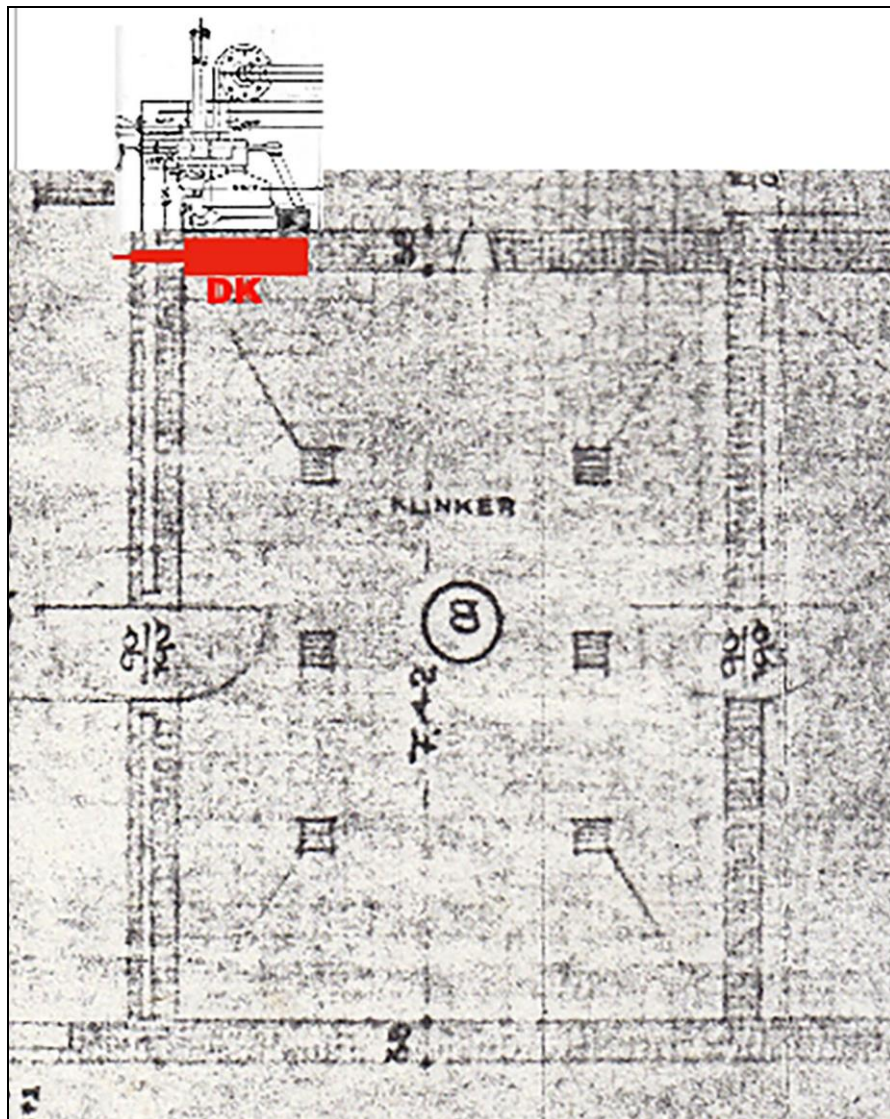
*Document 43: Closing flap of one of the two hatches of the Dachau "gas chamber." Outer side. Source:*

<http://www.scrapbookpages.com/DachauScrapbook/GasChamber/Exterior02.html>.

---



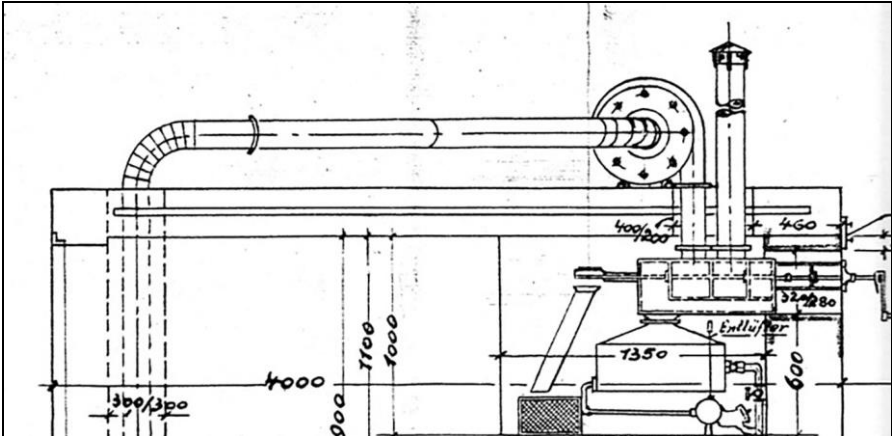
*Documents 44 & 45: Original floor plan of the Dachau Crematorium, section enlargement with Room 8. A&B: position of actual hatches; C&D: logical place of Zyklon-introduction hatches. Source: NO-3887.*



Document 45: as before, with diagram of Degesch circulation device added.



Document 46: Degesch circulation device in one of four Zyklon-B disinfection chambers at the Dachau Crematorium in 1990. © Carlo Mattogno.



Document 47: Diagram of a Degesch circulation fumigation chamber using Zyklon B/hydrogen cyanide. Source: RGVA, 502-2-100, p. 19.



*Document 48: Entrance to the Dachau "gas chamber." Source: From the film "Dachau Concentration Camp,"*  
<https://www.youtube.com/watch?v=PH98iTYLrv4> (2015).



*Document 50: Dachau Crematorium, east side, 1945. Source:*  
<http://rodoh.info/forum/viewtopic.php?f=13&t=2064&start=70>.  
(Document 49 is identical with Document 35)





*Document 51: Dachau Crematorium, east side, 1945. Source: <http://war2.name/daxau-lager/>.*



*Document 52: Dachau “gas chamber,” ceiling. Photo of a showerhead with spray lid removed, 1990. © Carlo Mattogno.*



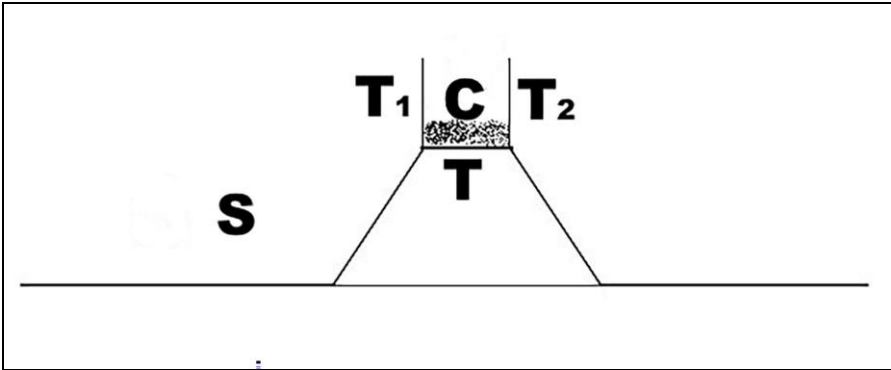
*Documents 53, 53a, 53b: Dachau “gas chamber,” ceiling. Photograph of the seat of a removed showerhead. Source: Rudolf.*



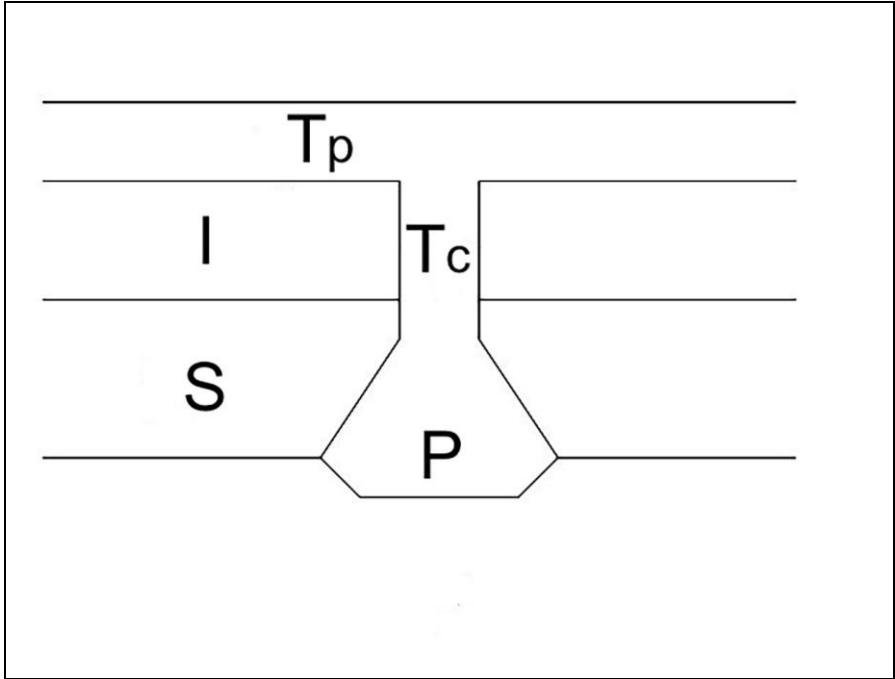
*Documents 53a: as before, with labels added.*



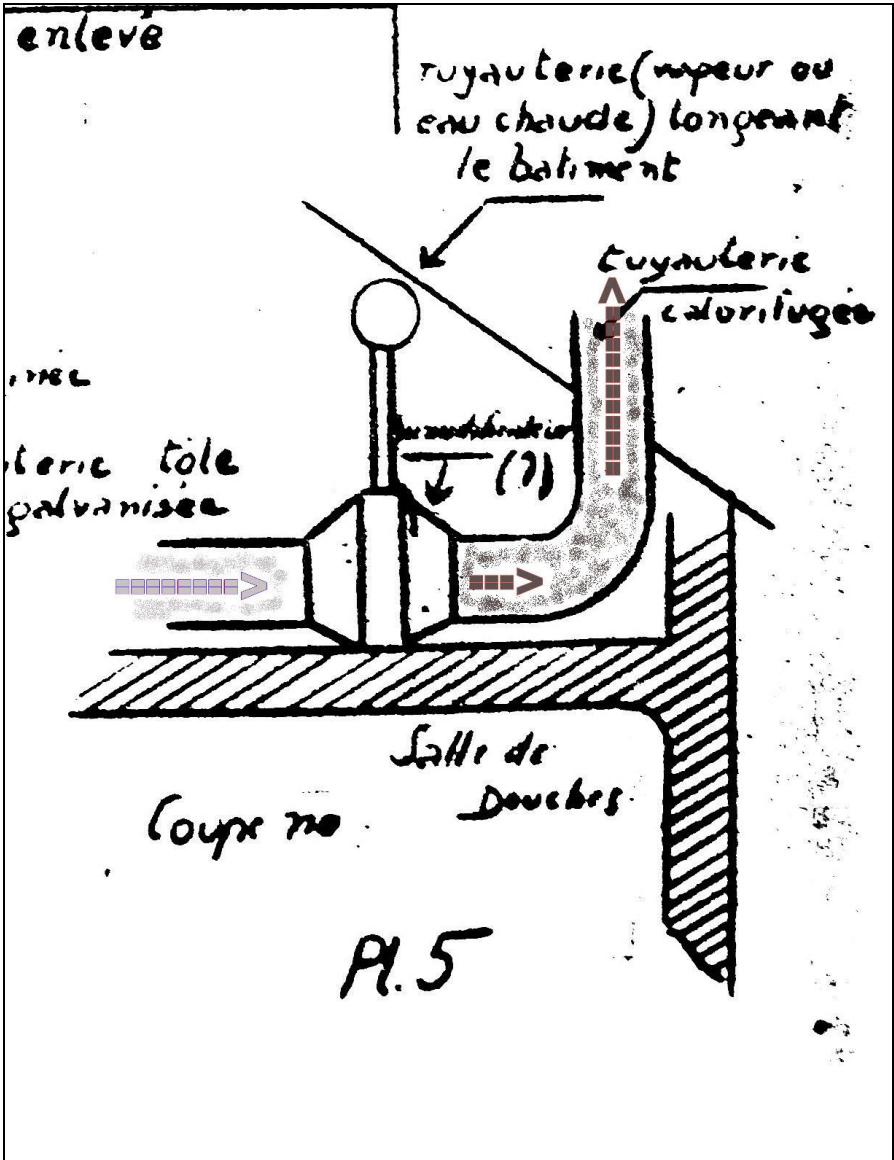
*Documents 53b: as before, with water-pipe circle added.*



*Document 54: Diagram of a vertical section of the shower head of Document 53. Author's drawing.*



*Document 55: Diagram of a vertical section of a showerhead with hypothetical plumbing above the ceiling of the Dachau "gas chamber." Author's reconstruction.*



Document 56: Drawing No. 5 of Captain Fribourg's report, used to show the uselessness of the apparatus as an air heater. Source: as Document 12.

*Respiration. Umklekammer*


*93/1*

**Die Aufstellung, Arbeitsweise und Betriebsvorschrift des Feuer-  
Lufterhitzers für ENTWESUNGS- und ENTLAUSUNGS-ANLAGEN.**

Moderne Entlausungs-Anlagen arbeiten in der Regel nur noch mit bewegter Heißluft. Diese besitzt den Vorteil, daß die Kleidungsstücke weder durchnäßt werden noch durch die an ihnen haftenden Giftgase eine Möglichkeit der Gesundheitsschädigung gegeben ist.

Bei stehender Heißluft (Backofenprinzip) gilt als

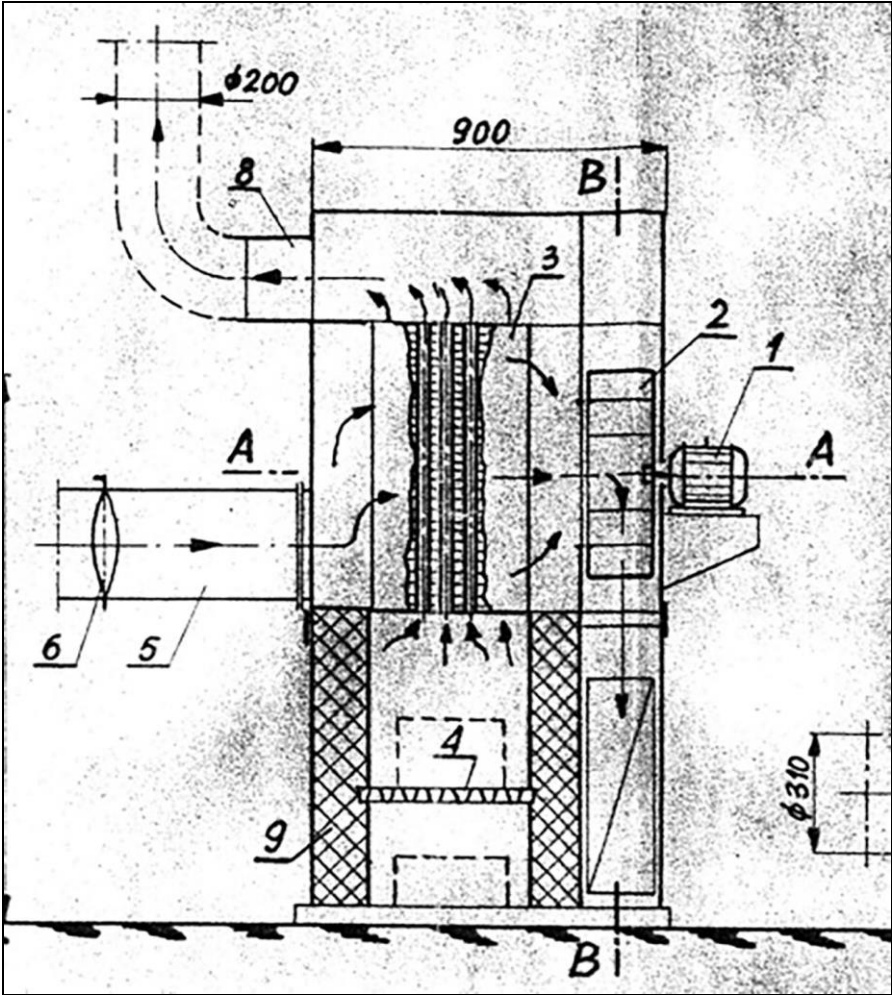
Grundsatz, die Kleidungsstücke wenigstens eine Stunde in der auf 90° C erhitzten Entwesungs-Kammer zu belassen. Bei kürzerer Einwirkungszeit ist keine Gewähr für eine ausreichende Abtötung der Läuse und Läuseeier gegeben, denn die Wärme durchdringt die dicken Kleidungsstücke nur langsam und erreicht dann nur die oberflächlich sitzenden Läuse und Läuseeier.



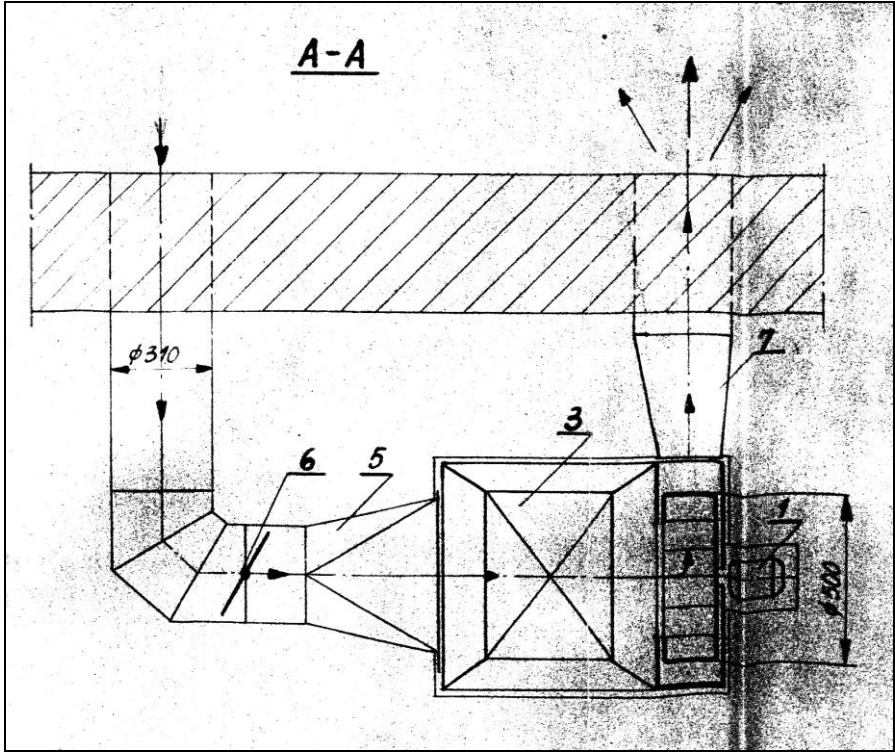
Bei bewegter Heißluft werden die Entwesungs-Kammern viel gleichmäßiger erwärmt und die Kleidungsstücke in wesentlich kürzerer Zeit von der Wärme durchdrungen. Man erreicht damit eine bedeutende Abkürzung der Entwesungsdauer. Die Mindesteinwirkungszeit richtet sich nach der jeweiligen Bauweise der Kammern und kann durch

Temperatur-Messungen und biologische Versuche (Läuse und Läuseeier in Glasröhrchen im Entwesungsgut unterbringen und danach bei zirka 30° C einige Tage beobachten) genau ermittelt werden. Bei Einhaltung der nachstehenden Anweisung, dürfte eine längere Einwirkungszeit als 45 Minuten in keinem Fall erforderlich sein.

Document 57: Air heater from the Theodor Klein Company of Ludwigshafen, 1940s. Source: RGVA, 502-1-332, p. 97.




Documents 58 & 59: Vertical and horizontal section of the air heater from the Theodor Klein Company of Ludwigshafen. Source: see note 27.

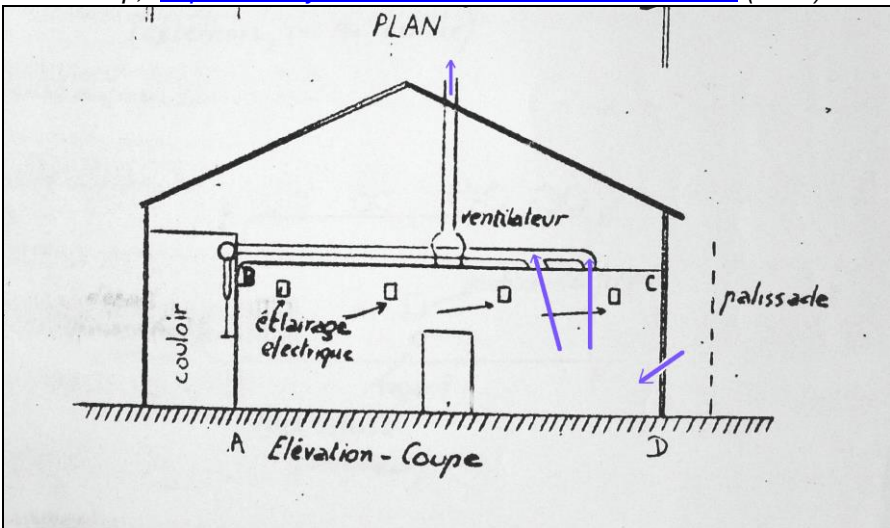


Document 59: as before





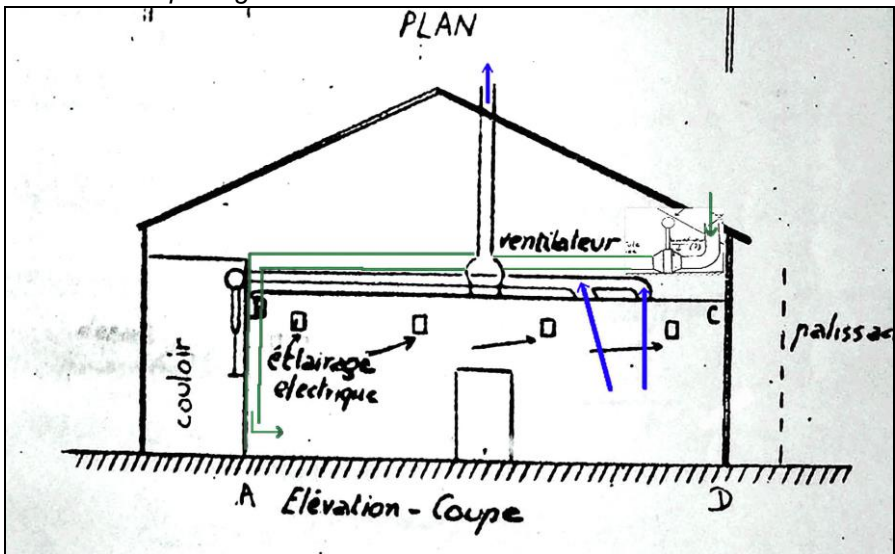
Document 60: Dachau Crematorium, Room 7. Switchbox and switchboard with four indicator lights. Source: From the film "Dachau Concentration Camp," <https://www.youtube.com/watch?v=PH98iTYLrv4> (2015).




Document 61: Drawing No. 1 (bottom) of Captain Fribourg's report. Vertical section of the Dachau "gas chamber." Air movement indicated by arrows added. Source: as Document 11



Document 62: Dachau Crematorium, Room 7, remains of the observation opening between Rooms 7 and 8. Source: Rudolf.



Document 63: Drawing No. 1 (bottom) of Captain Fribourg's report. Vertical section of the Dachau "gas chamber," showing an operable layout of a ventilation system, with heated-air intake and air-extraction. Source: as Document 11)



*Document 64: Dachau Crematorium, wall separating the “gas chamber” from Room 7. At the top the outlet of the observation opening, with the other side shown in Document 62.*

---

### Technische Einzelheiten über die Kori'schen Kalorifere Typus II

Diese werden in 10 Größen hergestellt mit Leistungen von 38000 bis 115000 WE. Für **Großraumheizungen** vereinigt man gewöhnlich zwei oder mehrere Apparate zu einer Heizgruppe und erreicht damit Leistungen bis zu 1 000 000 WE. Es lassen sich aber auch mehrere Heizgruppen innerhalb eines **großen Hallenkomplexes** zusammenstellen unter Beanspruchung des denkbar kleinsten Raumes für die Heizkammern. Dadurch eignen sich die **Typus II-Öfen** ganz besonders für **Druckluftheizungen** mit dem Vorzug einer verkürzten Anheizzeit und gesteigerter Wärmeabgabe.

Die Abbildungen nach Fig. 4 und 5 zeigen die innere Bauart der Ofen Typus II. Im Feuerherd erhalten diese ein starkes Schamottefutter aus Formsteinen; nur die Ofen Nr. 6 e und 6 f besitzen ausgemauerte Feuerherde. Gemeinsam für alle Ofenöffnungen ist aber der obere Aufbau mit der Übergangsrolle UR, dem inneren Heizzylinder H, dem Kopfstück mit den Heizkästen K und dem Ringkanal RK. Am letzteren befindet sich der Rauchabgangsschlitz RR.

Die geschickte Anordnung der einzelnen Ofenteile beschleunigt den Auftrieb der Feuerungsgase vom Feuerherd durch den Heizzylinder nach den strahlenförmig angeordneten Heizkästen. Auf diesem Wege erhöhen sich, besonders durch die starke Abstrahlung vom Zylinder auf den Ringkanal, die Abzugtemperaturen gleich beim Anheizen des Ofens und bewirken die Verstärkung des Schornsteinzuges derartig, daß der Apparat schon nach kurzer Anheizzeit seine **normale Heizkraft** entwickelt.

Aber auch die im Innern der Heizkammer höchstziehenden Luftmengen müssen zwangsläufig die gesamte Kalorifer-Heizfläche bestreichen, im besonderen die einzelnen Heiztaschen, so daß auch hier sofort der **volle Heizeffekt** eintritt.

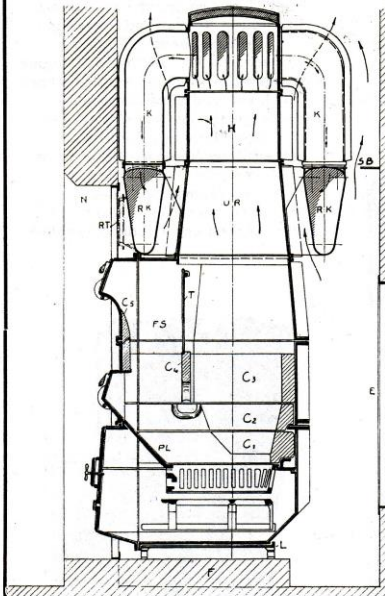


Fig. 4 = Längsschnitt von Größe Nr. 6 b

**Buchstaben-Erklärung:**

**a) für Ofenteile:**

- L = guß. Lagerring
- PL = Abschlußplatte
- C 1 = untere Formsteine
- C 2 = mittlere Formsteine
- C 3 = obere Formsteine
- C 4 = Trennplatte für Ofen Nr. 6
- C 4 = Abdeckplatte für Ofen Nr. 5
- C 5 = Schutzplatte für Ofen Nr. 6
- C 6 = Abschlußplatte für Ofen Nr. 5
- FS = Füllschacht
- T = Trennungsplatte
- RT = Reinigungstür
- RK = Sammelkanal
- UR = Übergangsrolle
- H = Heizzylinder
- K = Heizkästen
- KR = Korbrost
- PR = Planrost
- Sch = Schlitten
- A = Aschkasten

**b) für Heizkammer:**

- F = Fundament
- E = Einsteigtür
- N = Bedienungs-nische
- SB = Schnürbleche

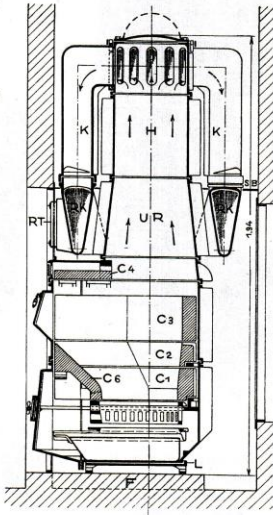


Fig. 5 = Längsschnitt von Größe Nr. 5 b

Größe Nr.	Heizfläche qm	Bauhöhe m	Heizkammer-Grundfläche	Leistung WE stdl. bei natürlichem Luftauftrieb	Leistung WE stdl. bei Ventilatorbetrieb	Gewichte in kg			Gesamtgewicht kg	Preise in RM.
						gußeis. Teile	Formsteine	Verpackung		
1	2	3	4	5	6	7	8	9	10	11
5 b	14,50	1,95	92 × 92	38 000—40 000	50 000—54 000	690	110	30	830	
5 c	15,50	2,20	92 × 92	43 000—45 000	54 000—58 000	780	110	30	920	
5 e	16,50	1,95	110 × 110	48 000—52 000	58 000—62 000	865	130	30	1025	
5 f	17,50	2,16	110 × 110	54 000—57 000	62 000—66 000	915	130	30	1075	
6 a n	18,90	1,97	120 × 120	60 000—63 000	67 000—71 000	1020	140	30	1190	
6 b n	19,90	2,30	120 × 120	63 000—66 000	71 000—75 000	1120	140	30	1290	
6 c n	22,00	2,30	120 × 120	66 000—69 000	75 000—79 000	1125	140	30	1295	
6 d n	22,60	2,58	120 × 120	69 000—73 000	79 000—83 000	1160	140	30	1330	
6 e	21,00	2,20	120 × 120	73 000—76 000	90 000—105 000	1255	125	25	1405	
6 f	24,00	2,50	120 × 120	76 000—80 000	105 000—115 000	1365	125	25	1515	

ARCHIWUM

PAŃSTWOWEGO MUZEJUM

Documents 65-67: Brochure titled "The Newest Kori Type II Heaters." Source: APMM, Sygn. VI-9a, Vol. 1.

**H. KORI G. M. B. H.****BERLIN W 35 · DENNEWITZSTRASSE 35**Gegründet  
im Jahre 1887Telegramme  
Kori Berlin W 35Fernruf, Sammel-Nr.  
22 54 64 / 65Postscheckamt  
Berlin Nr. 313 59Deutsche Bank  
Dep.-Kasse PDresdner Bank  
Dep.-Kasse 51**KORI'S** neueste **KALORIFERE**  
**TYPUS II**

sind die bewährtesten  
**Luftheizapparate** für  
**Klein- und Großraumheizungen**  
mit und ohne  
**Ventilatorbetrieb**,  
verwendbar wie nebenstehend für:

Fabrik-, Turn- und Sporthallen, Ateliers,  
Festräume, Vereins- und Tanzsäle,  
**Lichtspieltheater, Kinos**,  
Maschinenhallen, Werkstätten, Lokschuppen,  
Flugzeughallen, Exerzierhäuser, Reitbahnen,  
**Klein- und Großgaragen**,  
Ausstellungsbauten und Messehallen,  
Lagerhäuser und Baracken,  
Treppenhäuser, Vorhallen, Aborräume,  
Unterkunfts-, Übernachtungs-  
und Wochenendhäuser,  
Einfamilienhäuser und kleine Villen,  
**Dome, Kirchen und Friedhofskapellen**




Fig. 1 = Typus II Nr. 5b

Die besten Apparate  
für **Heizungs-, Lüftungs- und  
Klima-Anlagen**,  
immer betriebsbereit  
und geräuschlos arbeitend,  
stets zuverlässig in der  
Funktion  
und können nicht einfrieren.

Sie lassen sich auf dem denkbar kleinsten Raum  
anordnen und besitzen,  
**weil nur aus Gußeisen hergestellt**,  
im Gegensatz zu schmiedeeisernen Kalorifere  
eine unverwüsthliche Stabilität.  
Einfache Bedienung, gute Reinigungsmöglichkeit.



Fig. 2 = Typus II Nr. 6a n




Fig. 3 = Typus II Nr. 6c

Fachgemäße Beratung und Ausführung durch:

Die älteste Spezialfirma für Bau und vollständige Lieferung von  
**Kalorifer-Luftheizungs-, Lüftungs- und Klima-Anlagen***Documents 66: as before*

## Kori'sche Großraumheizungen mit und ohne Ventilatorbetrieb!

Die Kori'schen Kalorifere Typus II gehören zu den Allesbrennern. Außer hochwertigen Brennstoffen wie Koks, Anthrazit, Öl usw. können auch Holz und Fabrikationsabfälle aller Art verfeuert werden. Der Minderverbrauch an Brennstoffen bei Anlagen mit Ventilatorbetrieb beträgt im Durchschnitt = 20 %.

Zur Beheizung der 1600 cbm großen Garage werden bei Ventilatorbetrieb stl. 4800 cbm Warmluft gebraucht. Der Warmluftverteilungskanal liegt im Fußboden. Der Warmluftaustritt erfolgt in 1 m Höhe gegen den Kühler. Beim Stillstand des Ventilators entweicht die warme Luft durch die Hilfsöffnungen bei 8.

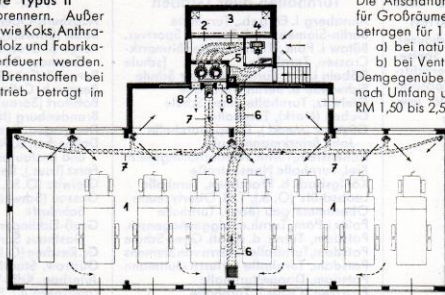


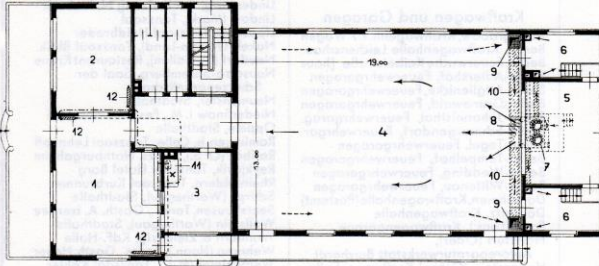
Fig. 6 zeigt eine Garage oder Kraftfahrzeughalle für 7 Wagen.

Die Anschaffungskosten der Luftheizungen für Großräume mit Kori'schen Kalorifern betragen für 1 cbm Raum:

- a) bei natürlichem Luftauftrieb RM 0,60
  - b) bei Ventilatorbetrieb RM 0,80
- Demgegenüber kosten Dampfheizungen je nach Umfang und Ausstattung der Anlagen RM 1,50 bis 2,50 je 1 cbm Raum.

**Bedeutung der Zahlen in Fig. 6:**

- 1 = Garage
- 2 = Heizraum
- 3 = Kohlenbunker
- 4 = Gebläsekammer
- 5 = Heizkammer m. Ofen
- 6 = Umluft- und Frischluftkammer
- 7 = Warmluft-Rohrleitung
- 8 = Hilfsöffnungen für Warmluft

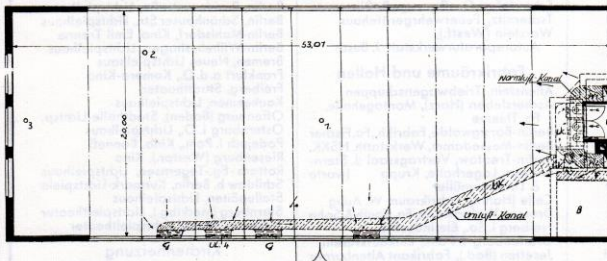


**Bedeutung der Zahlen in Fig. 7:**

- 1 = Gastzimmer
- 2 = Vereinszimmer
- 3 = Wirtschaftsküche
- 4 = großer Saal
- 5 = Bühne 5 X 6 1/2 m
- 6 = Ankleideraum
- 7 = Heizkammer mit Kalorifer u. d. Bühne
- 8 = Warmluftaustritt
- 9 = Umluftgitter
- 10 = Umluftkanal
- 11 = Küchenherdkessel
- 12 = Heizkörper

natürlichem Auftrieb für einen 1650 cbm großen Tanz- und Festsaal mit Bühne und Nebenräumen. Die Heizkammer liegt unter der erhöhten Bühne, das Warmluftaustrittsgitter innerhalb der Bühnenbrüstung und der Umluftkanal in der Raumecke. Leistung 36000 WE mit Kalorifer-Ofen Typus II Nr. 6. Die Nebenräume 1, 2 und 3 erhalten eine eigene Etagen-Warmwasserheizung.

Fig. 7 zeigt eine Kalorifer-Luftheizungsanlage mit natürlichem Auftrieb für einen 1650 cbm großen Tanz- und Festsaal mit Bühne und Nebenräumen. Die Heizkammer liegt unter der erhöhten Bühne, das Warmluftaustrittsgitter innerhalb der Bühnenbrüstung und der Umluftkanal in der Raumecke. Leistung 36000 WE mit Kalorifer-Ofen Typus II Nr. 6. Die Nebenräume 1, 2 und 3 erhalten eine eigene Etagen-Warmwasserheizung.



**Bedeutung der Buchstaben in Fig. 8:**

- O 1 = Exerzierhaus oder Sporthalle 53 X 20 m
- H = Vorräum darunter Heizkeller
- B = Brennstoffraum
- T = Treppe z. Heizraum
- F = Frischluftkanal
- E = Schacht f. Brennstoff
- V = Ventilator
- W 1 = Warmluftschächtem.
- W 2 = oberem Luftaustritt
- UK = Umluftkanal
- LK = Luftkammer
- G = Umluftgitter

Fig. 8 zeigt eine Kalorifer-Luftheizungsanlage mit Ventilatorbetrieb für ein 6100 cbm großes Exerzierhaus, welches auch als Sporthalle dient, sowie für Großkungebungen. Innentemperatur bis + 15° C. Wärmebedarf bis 286000 WE. Eingebaut wurden 3 Kalorifere Typus II Nr. 6 d mit 71 qm Heizfläche. Die Heizkammer liegt unter der Vorräume, der Umluftkanal im Hallenfußboden. Die Warmluft entströmt aus den Schächten W 1 und W 2 in Kopfhöhe.

Vorzüge:	Vorzüge:	Vorzüge:	Vorzüge:
1. Kräftige, gedrängte Bauart des Ofens aus Gußeisen.	6. Kürzeste Anheizdauer auch nach Betriebsunterbrechung.	11. Leichte Reinigung aller Ofenzüge und Teile.	16. Anpassung an jeden Brennstoff, auch, wenn minderwertig.
2. Niedrigste Bauhöhe.	7. Sofortige Betriebsbereitschaft.	12. Anpassung an alle Raumverhältnisse.	17. Keine Zugscheinungen.
3. Starkwandige Feuerherde mit Chamotteausfütterung.	8. Einfachste Handhabung und Bedienung.	13. Geringster Platzbedarf.	18. Keine unnöt. Verfeuerung.
4. Anordnung der Rauchstutzen nach 4 Seiten.	9. Stärkste Heizwirkung weil Heizkästen vertikal stehen.	14. Anordnung frei im Raum, m. Ofenschirm od. Heizkamm.	19. Niedrigste Anschaffungskosten, kurz. Amortisation.
5. Schnell und leicht auswechselbare Rostanlage.	10. Beste Rauchgasausnutzung.	15. Höchstleistung bei schwachem Schornsteinzug.	20. Billigster Betrieb trotz Höchstleistungen.



## Archive Abbreviations

- APMM: *Archiwum Państwowego Muzeum na Majdanku*, Archives of the Majdanek State Museum, Lublin
- GARF: *Gosudarstvenny Arkhiv Rossiyskoy Federatsii*, State Archive of the Russian Federation, Moscow
- RGVA: *Rossiysky Gosudarstvenny Voyenny Arkhiv*, Russian State Military (War) Archive, Moscow
- YVA: *Yad Vashem Archives*, Jerusalem





## Bibliography

- Comitato Internazionale di Dachau (ed.), *Il campo di Concentramento di Dachau 1933-1945*, Bruxelles, 1978.
- Dalton, Thomas, “Reexamining the “Gas Chamber” of Dachau,” in: *Inconvenient History*, Vol. 3, No. 4, 2011, pp. 322-343.
- Distel, Barbara, “Die Gaskammer in der ‘Baracke X’ des Konzentrationslager Dachau und die ‘Dachau Lüge’,” in: Günter Morsch, Betrand Perz (eds.), *Neue Studien zu nationalsozialistischen Massentötungen durch Giftgas. Historische Bedeutung, technische Entwicklung, revisionistische Leugnung*, Metropol, Berlin, 2011, pp. 337-342.
- Graf, Jürgen, Carlo Mattogno, *Concentration Camp Majdanek: A Historical and technical Study*, 3rd ed., Castle Hill Publishers, Uckfield, 2016
- Hellwig, Friedrich, “Vom Bau und Betrieb der Krematorien,” in: *Gesundheits-Ingenieur*, Vol. 54, 1931a, No. 24, 13 June 1931, pp. 369-374
- Kogon, Eugen, *Der SS-Staat: Das System der deutschen Konzentrationslager*. Verlag Karl Alber, Munich, 1946.
- Kogon, Eugen, Hermann Langbein, Adalbert Rückerl, *Nazi Mass Murder: A Documentary History of the Use of Poison Gas*, Yale University Press, New Haven/London, 1993.
- Leszczyńska, Zofia, “Transporty więźniów do obozu na Majdanka” (“Transports of Inmates to Majdanek Camp”), in: *Zeszyty Majdanka*, Vol. IV, 1969, pp. 203-208.
- Leuchter, Fred A., Robert Faurisson, Germar Rudolf, *The Leuchter Reports: Critical Edition*, 5th ed., Castle Hill Publishers, Uckfield, 2017.
- Mattogno, Carlo 2011, *Schiffbruch: Vom Untergang der Holocaust-Orthodoxie*, Castle Hill Publishers, Uckfield, UK, 2011.
- Mattogno, Carlo 2015, “La “camera a gas” di Dachau: nuove prospettive,” 15 March 2015; <https://codoh.com/library/document/carlo-mattogno-e-la-camera-a-gas-di-dachau-nuove/it/>
- Mattogno, Carlo 2016, *Inside the Gas Chambers: The Extermination of Mainstream Holocaust Historiography*. Castle Hill Publishers, Uckfield, UK, 2016.
- Mattogno, Carlo 2016a, *Special Treatment in Auschwitz: Origin and Meaning of a Term*, 2nd ed., Castle Hill Publishers, Uckfield, UK, 2016.
- Mattogno, Carlo 2016b, *Healthcare in Auschwitz: Medical Care and Special Treatment of Registered Inmates*, Castle Hill Publishers, Uckfield, 2016.
- Mattogno, Carlo 2019, *The Real Case for Auschwitz: Robert van Pelt’s Evidence from the Irving Trial Critically Reviewed*. 3rd ed., Castle Hill Publishers, Uckfield, 2019.
- Mattogno, Carlo, Franco Deana, *The Cremation Furnaces of Auschwitz: A Technical and Historical Study*. 3 vols., 2nd ed., Castle Hill Publishers, Uckfield, 2021.
- Mitscherlich, Alexander, Fred Mielke (eds.), *Medizin ohne Menschlichkeit. Dokumente des Nürnberger Ärzteprozesses*, Fischer Taschenbuch Verlag, Frankfurt upon Main, 1995.
- Neufert, Ernst, *Bau- und Entwurfslehre*. Bauwelt Verlag, Berlin, 1938.

- Neuhäusler 1977, Johann., *Wie war das im KZ Dachau?* Karmel Heilig Blut Dachau, Munich, 1977 (©1960).
- Neuhäusler 1980, Johann., *Wie war das im KZ Dachau?* Kuratorium für Sühnenmal KZ Dachau, 1980.
- Niemöller, Martin, *Der Weg ins Freie*. Stuttgart, 1946.
- Pressac, Jean-Claude, *Auschwitz: Technique and Operation of the Gas Chambers*, The Beate Klarsfeld Foundation, New York, 1989.
- Rassinier, Paul, *Le Mensonge d'Ulysse*, La Librairie française, Paris, 1950
- Rassinier, Paul, *La menzogna di Ulisse*. Le Rune, Milan, 1961.
- Rudolf, Germar, *Probing the Holocaust: The Horror Explained*, Holocaust Documentaries, Dec. 2017;  
[https://holocausthandbooks.com/index.php?page\\_id=1010](https://holocausthandbooks.com/index.php?page_id=1010); for the transcript, see *Inconvenient History*, Vol. 9, No. 4, 2017;  
<https://inconvenienthistory.com/9/4/4056>.
- Schüle, Annegret, *Industrie und Holocaust: Topf & Söhne – Die Ofenbauer von Auschwitz*, Wallstein Verlag, Göttingen, 2010.
- Strobel, Robert, “Weg mit ihm!” in *Die Zeit*, No. 33, 12 August 1960; see [www.zeit.de/1960/33/weg-mit-ihm](http://www.zeit.de/1960/33/weg-mit-ihm).
- *Trial of Martin Gottfried Weiss and Thirty-Nine Others*. General Military Government Court of the United States Zone, Dachau, Germany, 15th November – 13th December, 1945.
- United Nations War Crimes Commission (ed.), *Law Reports of Trials of War Criminals*, His Majesty's Stationery Office, London, 1949.

## Index of Names

Individuals only. Page numbers of entries in footnotes as italics.

- **B** —  
 Berger, H.: 10  
 Bláha, František (Franz): 8,  
   15, 18, 20, 29, 31, 34, 74  
 Bongartz, SS  
   Oberscharführer: 12  
 Brachtel, Rudolf: 31  
 Brandt, Karl: 20  
 Brandt, Rudolf: 32  
 Brooks, Charles Wayland:  
   22  
 Broszat, Martin: 10
- **D** —  
 Dalton, Thomas: 7, 10, 11,  
   21, 61, 62, 78  
 Deana, Franco: 75  
 Distel, Barbara: 7-10, 26, 56  
 Dodd, Thomas: 18  
 Dubost, Charles: 18
- **F** —  
 Finke, Dr.: 19, 20  
 Fribourg, Captain: 29, 37,  
   39, 40-45, 47, 49-51, 57,  
   62, 64, 66, 67, 91, 92, 100,  
   112, 124, 128, 129  
 Furlan-Horst, Willy: 54, 61
- **G** —  
 Glücks, Richard: 20  
 Graf, Jürgen: 59
- **H** —  
 Hellbach, Franz M.: 9  
 Hellwig, Friedrich: 105
- Himmler, Heinrich: 19, 20,  
   26, 27, 32, 48, 73  
 Hintermeyer, Dr.: 12  
 Hippke, Erich: 19, 20  
 Hitler, Adolf: 10  
 Holzlöhner, Ernst: 19, 20  
 Hortsch, Mrs.: 46
- **K** —  
 Kogon, Eugen: 33, 56  
 Kohlhofer, Otto: 44, 46, 47
- **L** —  
 Leszczyńska, Zofia: 74  
 Leuchter, Fred A.: 48, 58,  
   102
- **M** —  
 Mattogno, Carlo: 7, 11, 59,  
   62, 69, 74, 75, 89, 102,  
   118, 120  
 Maurer, Gerhard: 73, 74  
 Mielke, Fred: 18  
 Milch, Erhard: 32  
 Mitscherlich, Alexander: 18  
 Müller, R.: 23, 41, 57, 85,  
   94, 107
- **N** —  
 Neff, Walter: 20, 73  
 Neufert, Ernst: 49, 66  
 Neuhäusler, Johann: 72, 75  
 Niemöller, Martin: 9
- **P** —  
 Pacholegg, Anton: 20  
 Pokrovsky, Y.V.: 18
- Pressac, Jean-Claude: 24-27,  
   29-32, 34, 35, 37, 38, 42-  
   44, 47-51, 53, 56, 58-61,  
   64, 68, 69, 74, 86
- **Q** —  
 Quinn, William W.: 14, 53
- **R** —  
 Rascher, Siegmund: 8, 16-  
   20, 26, 27, 29, 31-33, 48,  
   55, 68, 73, 75  
 Rassinier, Paul: 9  
 Romberg, Dr.: 19  
 Rudolf, Germar: 62, 63, 67,  
   121, 129  
 Ruff, Dr. med. S.: 19
- **S** —  
 Schilling, Claus: 31  
 Schüle, Annegret: 105  
 Seibold, Eugen: 11, 15, 23,  
   50, 63, 75  
 Strobel, Robert: 10
- **U** —  
 Unrein, Martin: 10
- **W** —  
 Wagner, Karl: 55  
 Weiss, Martin: 15  
 Wolff, Karl: 32
- **Z** —  
 Zámečník, Stanislav: 8  
 Zboralski, Edmund: 55

# HOLOCAUST HANDBOOKS

This ambitious, growing series addresses various aspects of the “Holocaust” of the WWII era. Most of them are based on decades of research from archives all over the world. They are heavily referenced. In contrast to most other works on this issue, the tomes of this series approach its topic with profound academic scrutiny and a critical attitude. Any Holocaust researcher ignoring this series will remain oblivious to some of the most important research in the field. These books are designed to both convince the common reader as well as academics. The following books have appeared so far, or are about to be released.

## SECTION ONE: General Overviews of the Holocaust

***The First Holocaust. The Surprising Origin of the Six-Million Figure.*** By Don Heddesheimer.


This compact but substantive study documents propaganda spread prior to, during and after the FIRST World War that claimed East European Jewry was on the brink of annihilation. The magic number of suffering and dying Jews was 6 million back then as well. The book details how these Jewish fundraising operations in America raised vast sums in the name of feeding suffering Polish and Russian Jews but actually funneled much of the money to Zionist and Communist groups. 5th ed., 200 pages, b&w illustrations, bibliography, index. (#6)



neued much of the money to Zionist and Communist groups. 5th ed., 200 pages, b&w illustrations, bibliography, index. (#6)

***Lectures on the Holocaust. Controversial Issues Cross Examined.*** By Germar Rudolf.

This book first explains why “the Holocaust” is an important topic, and that it is essential to keep an open mind about it. It then tells how many mainstream scholars expressed doubts and subsequently fell from grace. Next, the physical traces and documents about the various claimed crime scenes and murder weapons are discussed. After that, the reliability of witness testimony is examined. Finally, the author argues for a free exchange of ideas on this topic. This book gives the most-comprehensive and up-to-date overview of the critical research into the Holocaust. With its dialogue style, it is easy to read, and it can even be used as an encyclopedic compendium. 3rd ed., 596 pages, b&w illustrations, bibliography, index. (#15)




exchange of ideas on this topic. This book gives the most-comprehensive and up-to-date overview of the critical research into the Holocaust. With its dialogue style, it is easy to read, and it can even be used as an encyclopedic compendium. 3rd ed., 596 pages, b&w illustrations, bibliography, index. (#15)

***Breaking the Spell. The Holocaust, Myth & Reality.*** By Nicholas Kollerstrom. In 1941, British Intelligence analysts cracked the German “Enigma” code. Hence, in 1942 and 1943, encrypted radio communications between German concentration camps and the Berlin headquarters were decrypted. The intercepted data




Pictured above are all of the scientific studies that comprise the series *Holocaust Handbooks* published thus far or are about to be released. More volumes and new editions are constantly in the works. Check [www.HolocaustHandbooks.com](http://www.HolocaustHandbooks.com) for updates.





refutes the orthodox “Holocaust” narrative. It reveals that the Germans were desperate to reduce the death rate in their labor camps, which was caused by catastrophic typhus epidemics. Dr. Kollerstrom, a science historian, has taken these intercepts and a wide array of mostly unchallenged corroborating evidence to show that “witness statements” supporting the human gas chamber narrative clearly clash with the available scientific data. Kollerstrom concludes that the history of the Nazi “Holocaust” has been written by the victors with ulterior motives. It is distorted, exaggerated and largely wrong. With a foreword by Prof. Dr. James Fetzner. 5th ed., 282 pages, b&w ill., bibl., index. (#31)



***Debating the Holocaust. A New Look at Both Sides.*** By Thomas Dalton.

Mainstream historians insist that there cannot be, may not be, any debate about the Holocaust. But ignoring it does not make this controversy go away. Traditional scholars admit that there was neither a budget, a plan, nor an order for the Holocaust; that the key camps have all but vanished, and so have any human remains; that material and unequivocal documentary evidence is absent; and that there are serious problems with survivor testimonies. Dalton juxtaposes the traditional Holocaust narrative with revisionist challenges and then analyzes the mainstream’s responses to them. He reveals the weaknesses of both sides, while de-





claring revisionism the winner of the current state of the debate. 4th ed., 342 pages, b&w illustrations, bibliography, index. (#32)

**The Hoax of the Twentieth Century. The Case against the Presumed Extinction of European Jewry.** By Arthur R. Butz. The first writer to analyze the entire Holocaust complex in a precise scientific manner. This book exhibits the overwhelming force of arguments accumulated by the mid-1970s. Butz's two main arguments are: 1. All major entities hostile to Germany must have known what was happening to the Jews under German authority. They acted during the war as if no mass slaughter was occurring. 2. All the evidence adduced to prove any mass slaughter has a dual interpretation, while only the innocuous one can be proven to be correct. This book continues to be a major historical reference work, frequently cited by prominent personalities. This edition has numerous supplements with new information gathered over the last 35 years. 4th ed., 524 pages, b&w illustrations, bibliography, index. (#7)

**Dissecting the Holocaust. The Growing Critique of 'Truth' and 'Memory.'** Edited by Gernar Rudolf. *Dissecting the Holocaust* applies state-of-the-art scientific techniques and classic methods of detection to investigate the alleged murder of millions of Jews by Germans during World War II. In 22 contributions—each of some 30 pages—the 17 authors dissect generally accepted paradigms of the “Holocaust.” It reads as excitingly as a crime novel: so many lies, forgeries and deceptions by politicians, historians and scientists are proven. This is the intellectual adventure of the 21st Century. Be part of it! 3rd ed., 635 pages, b&w illustrations, bibliography, index. (#1)

**The Dissolution of Eastern European Jewry.** By Walter N. Sanning. Six Million Jews died in the Holocaust. Sanning did not take that number at face value, but thoroughly explored European population developments and shifts mainly caused by emigration as well as deportations and evacuations conducted by both Nazis and the Soviets, among other things. The book is based mainly on Jewish, Zionist and mainstream sources. It concludes that a sizeable share of the Jews found missing during local censuses after the Second World War, which were so far counted as “Holocaust victims,” had either emigrated (mainly to Israel or the U.S.) or had been deported by Stalin to Siberian labor camps. 2nd ed., foreword by A.R. Butz, epilogue by

Gernar Rudolf containing important updates; 224 pages, b&w illustrations, bibliography (#29).

**Air-Photo Evidence: World-War-Two Photos of Alleged Mass-Murder Sites Analyzed.** By Gernar Rudolf (editor). During World War Two both German and Allied reconnaissance aircraft took countless air photos of places of tactical and strategic interest in Europe. These photos are prime evidence for the investigation of the Holocaust. Air photos of locations like Auschwitz, Majdanek, Treblinka, Babi Yar etc. permit an insight into what did or did not happen there. The author has unearthed many pertinent photos and has thoroughly analyzed them. This book is full of air-photo reproductions and schematic drawings explaining them. According to the author, these images refute many of the atrocity claims made by witnesses in connection with events in the German sphere of influence. 6th edition; with a contribution by Carlo Mattogno. 167 pages, 8.5”x11”, b&w illustrations, bibliography, index (#27).

**The Leuchter Reports: Critical Edition.** By Fred Leuchter, Robert Faurisson and Gernar Rudolf. Between 1988 and 1991, U.S. expert on execution technologies Fred Leuchter wrote four reports on whether the Third Reich operated homicidal gas chambers. The first on Auschwitz and Majdanek became world-famous. Based on various arguments, Leuchter concluded that the locations investigated could never have been “utilized or seriously considered to function as execution gas chambers.” The second report deals with gas-chamber claims for the camps Dachau, Mauthausen and Hartheim, while the third reviews design criteria and operation procedures of execution gas chambers in the U.S. The fourth report reviews Pressac's 1989 tome about Auschwitz. 4th ed., 252 pages, b&w illustrations. (#16)

**Bungled: “The Destruction of the European Jews”. Raul Hilberg's Failure to Prove National-Socialist “Killing Centers.”** By Carlo Mattogno. Raul Hilberg's magnum opus *The Destruction of the European Jews* is an orthodox standard work on the Holocaust. But how does Hilberg support his thesis that Jews were murdered *en masse*? He rips documents out of their context, distorts their content, misinterprets their meaning, and ignores entire archives. He only refers to “useful” witnesses, quotes fragments out of context, and conceals the fact that his witnesses are lying through their teeth. Lies and deceptions permeate Hil-

berg's book, 302 pages, bibliography, index. (#3)

**Jewish Emigration from the Third Reich.** By Ingrid Weckert. Current historical writings about the Third Reich claim state it was difficult for Jews to flee from Nazi persecution. The truth is that Jewish emigration was welcomed by the German authorities. Emigration was not some kind of wild flight, but rather a lawfully determined and regulated matter. Weckert's booklet elucidates the emigration process in law and policy. She shows that German and Jewish authorities worked closely together. Jews interested in emigrating received detailed advice and offers of help from both sides. 2nd ed., 130 pages, index. (#12)

**Inside the Gas Chambers: The Extermination of Mainstream Holocaust Historiography.** By Carlo Mattogno. Neither increased media propaganda or political pressure nor judicial persecution can stifle revisionism. Hence, in early 2011, the Holocaust Orthodoxy published a 400-page book (in German) claiming to refute "revisionist propaganda," trying again to prove "once and for all" that there were homicidal gas chambers at the camps of Dachau, Natzweiler, Sachsenhausen, Mauthausen, Ravensbrück, Neuengamme, Stutthof... you name them. Mattogno shows with his detailed analysis of this work of propaganda that mainstream Holocaust historiography is beating around the bush rather than addressing revisionist research results. He exposes their myths, distortions and lies. 2nd ed., 280 pages, b&w illustrations, bibliography, index. (#25)

## SECTION TWO: Specific non-Auschwitz Studies



**The Dachau Gas Chamber.** By Carlo Mattogno. This study investigates whether the alleged homicidal gas chamber at the infamous Dachau Camp could have been operational. Could these gas chambers have fulfilled their alleged function to kill people as assumed by mainstream historians? Or does the evidence point to an entirely different purpose? This study reviews witness reports and finds that many claims are nonsense or technically impossible. As many layers of confounding misunderstandings and misrepresentations are peeled away, we discover the core of what the truth was concerning the existence of these gas chambers. 154 pages, b&w illustrations, bibliography, index. (#49)





**Treblinka: Extermination Camp or Transit Camp?** By Carlo Mattogno and Jürgen Graf. It is alleged that at Treblinka in East Poland between 700,000 and 3,000,000 persons were murdered in 1942 and 1943. The weapons used were said to have been stationary and/or mobile gas chambers, fast-acting or slow-acting poison gas, unslaked lime, superheated steam, electricity, Diesel-exhaust fumes etc. Holocaust historians alleged that bodies were piled as high as multi-storied buildings and burned without a trace, using little or no fuel at all. Graf and Mattogno have now analyzed the origins, logic and technical feasibility of the official version of Treblinka. On the basis of numerous documents they reveal Treblinka's true identity as a mere transit camp. 3rd ed., 384 pages, b&w illustrations, bibliography, index. (#8)

**Belzec: Propaganda, Testimonies, Archeological Research and History.** By Carlo Mattogno. Witnesses report that between 600,000 and 3 million Jews were murdered in the Belzec camp, located in Poland. Various murder weapons are claimed to have been used: Diesel-exhaust gas; unslaked lime in trains; high voltage; vacuum chambers; etc. The corpses were incinerated on huge pyres without leaving a trace. For those who know the stories about Treblinka this sounds familiar. Thus the author has restricted this study to the aspects which are new compared to Treblinka. In contrast to Treblinka, forensic drillings and excavations were performed at Belzec, the results of which are critically reviewed. 142 pages, b&w illustrations, bibliography, index. (#9)

**Sobibor: Holocaust Propaganda and Reality.** By Jürgen Graf, Thomas Kues and Carlo Mattogno. Between 25,000 and 2 million Jews are said to have been killed in gas chambers in the Sobibor camp in Poland. The corpses were allegedly buried in mass graves and later incinerated on pyres. This book investigates these claims and shows that they are based on the selective use of contradictory eyewitness testimony. Archeological surveys of the camp are analyzed that started in 2000-2001 and carried on until 2018. The book also documents the general National-Socialist policy toward Jews, which never included a genocidal "final solution." 2nd ed., 456 pages, b&w illustrations, bibliography, index. (#19)

**The "Operation Reinhardt" Camps Treblinka, Sobibor, Belzec.** By Carlo Mattogno. As an update and upgrade to the Volumes 8, 9 and 19 of this series, this study has its first focus on





witness testimonies recorded during the World War II and the immediate post-war era, many of them discussed here for the first time, thus demonstrating how the myth of the “extermination camps” was created. The second part of this book brings us up to speed with the various archeological efforts made by mainstream scholars in their attempt to prove that the myth based on testimonies is true. The third part compares the findings of the second part with what we ought to expect, and reveals the chasm that exists between archeologically proven facts and mythological requirements. 402 pages, illustrations, bibliography, index. (#28)

**Chelmo: A Camp in History & Propaganda.** By Carlo Mattogno. At Chelmo, huge masses of Jewish prisoners are said to have been gassed in “gas vans” or shot (claims vary from 10,000 to 1.3 million victims). This study covers the subject from every angle, undermining the orthodox claims about the camp with an overwhelmingly effective body of evidence. Eyewitness statements, gas wagons as extermination weapons, forensics reports and excavations, German documents—all come under Mattogno’s scrutiny. Here are the uncensored facts about Chelmo, not the propaganda. 2nd ed., 188 pages, indexed, illustrated, bibliography. (#23)

**The Gas Vans: A Critical Investigation.** By Santiago Alvarez and Pierre Marais. It is alleged that the Nazis used mobile gas chambers to exterminate 700,000 people. Up until 2011, no thorough monograph had appeared on the topic. Santiago Alvarez has remedied the situation. Are witness statements believable? Are documents genuine? Where are the murder weapons? Could they have operated as claimed? Where are the corpses? In order to get to the truth of the matter, Alvarez has scrutinized all known wartime documents and photos about this topic; he has analyzed a huge amount of witness statements as published in the literature and as presented in more than 30 trials held over the decades in Germany, Poland and Israel; and he has examined the claims made in the pertinent mainstream literature. The result of his research is mind-boggling. Note: This book and Mattogno’s book on Chelmo were edited in parallel to make sure they are consistent and not repetitive. 398 pages, b&w illustrations, bibliography, index. (#26)

**The Einsatzgruppen in the Occupied Eastern Territories: Genesis, Missions and Actions.** By C. Mattogno. Before invading the Soviet Union, the German authorities set up special units meant to secure the area behind the German front. Orthodox historians claim that these units called *Einsatzgruppen* primarily engaged in rounding up and mass-murdering Jews. This study sheds a critical light onto this topic by reviewing all the pertinent sources as well as material traces. It reveals on the one hand that original war-time documents do not fully support the orthodox genocidal narrative, and on the other that most post-“liberation” sources such as testimonies and forensic reports are steeped in Soviet atrocity propaganda and are thus utterly unreliable. In addition, material traces of the claimed massacres are rare due to an attitude of collusion by governments and Jewish lobby groups. 2nd ed., 2 vols., 864 pp., b&w illustrations, bibliography, index. (#39)

**Concentration Camp Majdanek. A Historical and Technical Study.** By Carlo Mattogno and Jürgen Graf. At war’s end, the Soviets claimed that up to two million Jews were murdered at the Majdanek Camp in seven gas chambers. Over the decades, however, the Majdanek Museum reduced the death toll three times to currently 78,000, and admitted that there were “only” two gas chambers. By exhaustively researching primary sources, the authors expertly dissect and repudiate the myth of homicidal gas chambers at that camp. They also critically investigated the legend of mass executions of Jews in tank trenches and prove it groundless. Again they have produced a standard work of methodical investigation which authentic historiography cannot ignore. 3rd ed., 358 pages, b&w illustrations, bibliography, index. (#5)

**Concentration Camp Stutthof and Its Function in National Socialist Jewish Policy.** By Carlo Mattogno and Jürgen Graf. Orthodox historians claim that the Stutthof Camp near Danzig, East Prussia, served as a “makeshift” extermination camp in 1944, where inmates were killed in a gas chamber. Based mainly on archival resources, this study thoroughly debunks this view and shows that Stutthof was in fact a center for the organization of German forced labor toward the end of World War II. The claimed gas chamber was a mere delousing facility. 4th ed., 170 pages, b&w illustrations, bibliography, index. (#4)



## SECTION THREE: Auschwitz Studies

**The Making of the Auschwitz Myth: Auschwitz in British Intercepts, Polish Underground Reports and Postwar Testimonies (1941-1947).** By Carlo Mattogno. Using messages sent by the Polish underground to London, SS radio messages sent to and from Auschwitz that were intercepted and decrypted by the British, and a plethora of witness statements made during the war and in the immediate postwar period, the author shows how exactly the myth of mass murder in Auschwitz gas chambers was created, and how it was turned subsequently into “history” by intellectually corrupt scholars who cherry-picked claims that fit into their agenda and ignored or actively covered up literally thousands of lies of “witnesses” to make their narrative look credible. 2nd edition, 514 pp., b&w illustrations, bibliography, index. (#41)

**The Real Case of Auschwitz: Robert van Pelt's Evidence from the Irving Trial Critically Reviewed.** By Carlo Mattogno. Prof. Robert van Pelt, a mainstream expert on Auschwitz, became famous when appearing as an expert during the London libel trial of David Irving against Deborah Lipstadt. From it resulted a book titled *The Case for Auschwitz*, in which van Pelt laid out his case for the existence of homicidal gas chambers at that camp. This book is a scholarly response to Prof. van Pelt—and Jean-Claude Pressac, upon whose books van Pelt's study is largely based. Mattogno lists all the evidence van Pelt adduces, and shows one by one that van Pelt misrepresented and misinterpreted every single one of them. This is a book of prime political and scholarly importance to those looking for the truth about Auschwitz. 3rd ed., 692 pages, b&w illustrations, glossary, bibliography, index. (#22)





**Auschwitz: Plain Facts: A Response to Jean-Claude Pressac.** Edited by Germar Rudolf, with contributions by Serge Thion, Robert Faurisson and Carlo Mattogno. French pharmacist Jean-Claude Pressac tried to refute revisionist findings with the “technical” method. For this he was praised by the mainstream, and they proclaimed victory over the “revisionists.” In his book, Pressac's works and claims are shown to be unscientific in nature, as he never substantiates what he claims, and historically false, because he systematically misrepresents, misinterprets and misunder-



stands German wartime documents. 2nd ed., 226 pages, b&w illustrations, glossary bibliography, index. (#14)

**Auschwitz: Technique and Operation of the Gas Chambers: An Introduction and Update.** By Germar Rudolf. Pressac's 1989 oversize book of the same title was a trail blazer. Its many document reprints are valuable, but Pressac's annotations are now outdated. This book summarizes the most pertinent research results on Auschwitz gained during the past 30 years. With many references to Pressac's epic tome, it serves as an update and correction to it, whether you own an original hard copy of it, read it online, borrow it from a library, purchase a reprint, or are just interested in such a summary in general. 144 pages, b&w illustrations, bibliography. (#42)

**The Chemistry of Auschwitz: The Technology and Toxicology of Zyklon B and the Gas Chambers – A Crime Scene Investigation.** By Germar Rudolf. This study documents forensic research on Auschwitz, where material traces reign supreme. Most of the claimed crime scenes – the claimed homicidal gas chambers – are still accessible to forensic examination to some degree. This book addresses questions such as: How were these gas chambers configured? How did they operate? In addition, the infamous Zyklon B can also be examined. What exactly was it? How does it kill? Does it leave traces in masonry that can be found still today? The author also discusses in depth similar forensic research conducted by other scholars. 4th ed., 454 pages, more than 120 color and over 100 b&w illustrations, bibliography, index. (#2)

**Auschwitz Lies: Legends, Lies and Prejudices on the Holocaust.** By Carlo Mattogno and Germar Rudolf. The fallacious research and alleged “refutation” of Revisionist scholars by French biochemist G. Wellers (attacking Leuchter's famous report), Polish chemist Dr. J. Markiewicz and U.S. chemist Dr. Richard Green (taking on Rudolf's chemical research), Dr. John Zimmerman (tackling Mattogno on cremation issues), Michael Shermer and Alex Grobman (trying to prove it all), as well as researchers Keren, McCarthy and Mazal (who turned cracks into architectural features), are exposed for what they are: blatant and easily exposed political lies created to ostracize dissident historians. 4th ed., 420 pages, b&w illustrations, index. (#18)





**Auschwitz: The Central Construction Office.** By Carlo Mattogno. When Russian authorities granted access to their archives in the early 1990s, the files of the Auschwitz Central Construction Office, stored in Moscow, attracted the attention of scholars researching the history of this camp. This important office was responsible for the planning and construction of the Auschwitz camp complex, including the crematories which are said to have contained the “gas chambers.” This study sheds light into this hitherto hidden aspect of this camp’s history, but also provides a deep understanding of the organization, tasks, and procedures of this office. 2nd ed., 188 pages, b&w illustrations, glossary, index. (#13)

**Garrison and Headquarters Orders of the Auschwitz Camp.** By Germar Rudolf and Ernst Böhm. A large number of the orders issued by the various commanders of the Auschwitz Camp have been preserved. They reveal the true nature of the camp with all its daily events. There is not a trace in them pointing at anything sinister going on. Quite to the contrary, many orders are in insurmountable contradiction to claims that prisoners were mass murdered, such as the children of SS men playing with inmates, SS men taking friends for a sight-seeing tour through the camp, or having a romantic stroll with their lovers around the camp grounds. This is a selection of the most pertinent of these orders together with comments putting them into their proper historical context. 185 pages, b&w ill., bibl., index (#34)

**Special Treatment in Auschwitz: Origin and Meaning of a Term.** By Carlo Mattogno. When appearing in German wartime documents, terms like “special treatment,” “special action,” and others have been interpreted as code words for mass murder. But that is not always true. This study focuses on documents about Auschwitz, showing that, while “special” had many different meanings, not a single one meant “execution.” Hence the practice of deciphering an alleged “code language” by assigning homicidal meaning to harmless documents – a key component of mainstream historiography – is untenable. 2nd ed., 166 pages, b&w illustrations, bibliography, index. (#10)

**Healthcare at Auschwitz.** By Carlo Mattogno. In extension of the above study on *Special Treatment in Auschwitz*, this study proves the extent to which the German authorities at Auschwitz tried to provide health care

for the inmates. Part 1 of this book analyzes the inmates’ living conditions and the various sanitary and medical measures implemented. Part 2 explores what happened to registered inmates who were “selected” or subject to “special treatment” while disabled or sick. This study shows that a lot was tried to cure these inmates, especially under the aegis of Garrison Physician Dr. Wirths. Part 3 is dedicated to this very Dr. Wirths. His reality refutes the current stereotype of SS officers. 398 pages, b&w illustrations, bibliography, index. (#33)

**Debunking the Bunkers of Auschwitz: Black Propaganda vs. History.** By Carlo Mattogno. The “bunkers” at Auschwitz, two former farmhouses just outside the camp’s perimeter, are claimed to have been the first homicidal gas chambers at Auschwitz specifically equipped for this purpose. With the help of original German wartime files as well as revealing air photos taken by Allied reconnaissance aircraft in 1944, this study shows that these homicidal “bunkers” never existed, how the rumors about them evolved as black propaganda created by resistance groups in the camp, and how this propaganda was transformed into a false reality. 2nd ed., 292 pages, b&w ill., bibliography, index. (#11)

**Auschwitz: The First Gassing, Rumor and Reality.** By Carlo Mattogno. The first gassing in Auschwitz is claimed to have occurred on Sept. 3, 1941 in a basement. The accounts reporting it are the archetypes for all later gassing accounts. This study analyzes all available sources about this alleged event. It shows that these sources contradict each other about the event’s location, date, the kind of victims and their number, and many more aspects, which makes it impossible to extract a consistent story. Original wartime documents inflict a final blow to this legend and prove without a shadow of a doubt that this legendary event never happened. 4th ed., 262 pages, b&w illustrations, bibliography, index. (#20)

**Auschwitz: Crematorium I and the Alleged Homicidal Gassings.** By Carlo Mattogno. The morgue of Crematorium I in Auschwitz is said to be the first homicidal gas chamber there. This study analyzes witnesses statements and hundreds of wartime documents to accurately write a history of that building. Where witnesses speak of gassings, they are either very vague or, if specific, contradict one another and are refuted by documented and material facts. The author also

exposes the fraudulent attempts of mainstream historians to convert the witnesses' black propaganda into "truth" by means of selective quotes, omissions, and distortions. Mattogno proves that this building's morgue was never a homicidal gas chamber, nor could it have worked as such. 2nd ed., 152 pages, b&w illustrations, bibliography, index. (#21)

**Auschwitz: Open-Air Incinerations.** By Carlo Mattogno. In 1944, 400,000 Hungarian Jews were deported to Auschwitz and allegedly murdered in gas chambers. The camp crematoria were unable to cope with so many corpses. Therefore, every single day thousands of corpses are claimed to have been incinerated on huge pyres lit in trenches. The sky was filled with thick smoke, if we believe witnesses. This book examines many testimonies regarding these incinerations and establishes whether these claims were even possible. Using air photos, physical evidence and wartime documents, the author shows that these claims are fiction. A new Appendix contains 3 papers on groundwater levels and cattle mass burnings. 2nd ed., 202 pages, b&w illustrations, bibliography, index. (#17)

**The Cremation Furnaces of Auschwitz.** By Carlo Mattogno & Franco Deana. An exhaustive study of the early history and technology of cremation in general and of the cremation furnaces of Auschwitz in particular. On a vast base of technical literature, extant wartime documents and material traces, the authors establish the nature and capacity of these cremation furnaces, showing that these devices were inferior makeshift versions, and that their capacity was lower than normal. The Auschwitz crematoria were not facilities of mass destruction, but installations barely managible to handle the victims among the inmates who died of various epidemics. 2nd ed., 3 vols., 1201 pages, b&w and color illustrations (vols 2 & 3), bibliography, index, glossary. (#24)

**Curated Lies: The Auschwitz Museum's Misrepresentations, Distortions and Deceptions.** By Carlo Mattogno. Revisionist research results have put the Polish Auschwitz Museum under pressure to answer this challenge. In 2014, they answered with a book presenting documents allegedly proving their claims. But they cheated. In its main section, this study analyzes their "evidence" and reveals the appallingly mendacious attitude of the Auschwitz Museum authorities when presenting documents from their archives. This is preceded by a section focusing on the




Auschwitz Museum's most-coveted asset: the alleged gas chamber inside the Old Crematorium, toured every year by well over a million visitors. *Curated Lies* exposes the many ways in which visitors have been deceived and misled by forgeries and misrepresentations about this building committed by the Auschwitz Museum, some of which are maintained to this day. 2nd ed., 259 pages, b&w illustrations, bibliography, index. (#38)

**Deliveries of Coke, Wood and Zyklon B to Auschwitz: Neither Proof Nor Trace for the Holocaust.** By Carlo Mattogno. Researchers from the Auschwitz Museum tried to prove the reality of mass extermination by pointing to documents about deliveries of wood and coke as well as Zyklon B to the Auschwitz Camp. If put into the actual historical and technical context, however, as is done by this study, these documents prove the exact opposite of what those orthodox researchers claim. 184 pages, b&w illust., bibl., index. (#40)

**Mis-Chronicling Auschwitz, Danuta Czech's Flawed Methods, Lies and Deceptions in Her "Auschwitz Chronicle".** By Carlo Mattogno. Danuta Czech's *Auschwitz Chronicle* is a reference book for the history of Auschwitz. Mattogno has compiled a long list of misrepresentations, outright lies and deceptions contained in it. This mega-fraud needs to be retired from the ranks of Auschwitz sources. 324 pages, b&w illust., bibliography, index. (#47)

## SECTION FOUR: Witness Critique

**Elie Wiesel, Saint of the Holocaust: A Critical Biography.** By Warren B. Routledge. The world's first independent biography of Elie Wiesel shines the light of truth on this mythomaniac who has transformed the word "Holocaust" into the brand name of the world's greatest hoax. Here, both Wiesel's personal deceptions and the whole myth of "the six million" are laid bare for the reader's perusal. It shows how Zionist control of the U.S. Government as well as the nation's media and academic apparatus has allowed Wiesel and his fellow extremists to force a string of U.S. presidents to genuflect before this imposter as symbolic acts of subordination to World Jewry, while simultaneously forcing school children to submit to Holocaust brainwashing by their teachers. 3rd ed., 458 pages, b&w illustration, bibliography, index. (#30)





**Auschwitz: Eyewitness Reports and Perpetrator Confessions.** By Jürgen Graf. The traditional narrative of what transpired at the infamous Auschwitz Camp during WWII rests almost exclusively on witness testimony. This study critically scrutinizes the 30 most-important of them by checking them for internal coherence, and by comparing them with one another as well as with other evidence such as wartime documents, air photos, forensic research results, and material traces. The result is devastating for the traditional narrative. 372 pages, b&w illust., bibl., index. (#36)



**Commandant of Auschwitz: Rudolf Höss, His Torture and His Forced Confessions.** By Carlo Mattogno & Rudolf Höss. From 1940 to 1943, Rudolf Höss was the commandant of the infamous Auschwitz Camp. After the war, he was captured by the British. In the following 13 months until his execution, he made 85 depositions of various kinds in which he confessed his involvement in the "Holocaust." This study first reveals how the British tortured him to extract various "confessions." Next, all of Höss's depositions are analyzed by checking his claims for internal consistency and comparing them with established historical facts. The results are eye-opening... 2nd ed., 411 pages, b&w illust., bibliography, index. (#35)



**An Auschwitz Doctor's Eyewitness Account: The Tall Tales of Dr. Mengele's Assistant Analyzed.** By Miklos Nyiszli & Carlo Mattogno. Nyiszli, a Hungarian physician, ended up at Auschwitz in 1944 as Dr. Mengele's assistant. After the war he wrote a book and several other writings describing what he claimed to have experienced. To this day some traditional historians take his accounts seriously, while others reject them as grotesque lies and exaggerations. This study presents and analyzes Nyiszli's writings and skillfully separates truth from fabulous fabrication. 2nd ed., 484 pages, b&w illustrations, bibliography, index. (#37)



**Rudolf Reder versus Kurt Gerstein: Two False Testimonies on the Belzec Camp Analyzed.** By Carlo Mattogno. Only two witnesses have ever testified substantially about the alleged Belzec Extermination Camp: The survivor Rudolf Reder and the SS officer Kurt Gerstein. Gerstein's testimonies



have been a hotspot of revisionist critique for decades. It is now discredited even among orthodox historians. They use Reder's testimony to fill the void, yet his testimonies are just as absurd. This study thoroughly scrutinizes Reder's various statements, critically revisits Gerstein's various depositions, and then compares these two testimonies which are at once similar in some respects, but incompatible in others. 216 pages, b&w illust., bibliography, index. (#43)

**Sonderkommando Auschwitz I: Nine Eyewitness Testimonies Analyzed.** By Carlo Mattogno. The 1979 book *Auschwitz Inferno* by alleged former Auschwitz "Sonderkommando" member Filip Müller has a great influence on the perception of Auschwitz by the public and by historians. This book critically analyzes Müller's various post-war statements, which are full of exaggerations, falsehoods and plagiarized text passages. Also scrutinized are the testimonies of eight other claimed former *Sonderkommando* members: D. Paisikovic, S. Jankowski, H. Mandelbaum, L. Nagraba, J. Rosenblum, A. Pilo, D. Fliamenbaum and S. Karolinskij. 304 pages, b&w illust., bibliography, index. (#44)

**Sonderkommando Auschwitz II: The False Testimonies by Henryk Tauber and Szlama Dragon.** By Carlo Mattogno. Auschwitz survivor and former member of the so-called "Sonderkommando" Henryk Tauber is one of the most important witnesses about the alleged gas chambers inside the crematoria at Auschwitz, because right at the war's end, he made several extremely detailed depositions about it. The same is true for Szlama Dragon, only he claims to have worked at the so-called "bunkers" of Birkenau, two makeshift gas chambers just outside the camp perimeter. This study thoroughly scrutinizes these two key testimonies. 254 pages, b&w illust., bibliography, index. (#45)

**Sonderkommando Auschwitz III: They Wept Crocodile Tears. A Critical Analysis of Late Witness Testimonies.** By Carlo Mattogno. This book focuses on the critical analysis of witness testimonies on the alleged Auschwitz gas chambers recorded or published in the 1990s and early 2000s, such as J. Sackar, A. Dragon, J. Gabai, S. Chasan, L. Cohen and S. Venezia, among others. 232 pages, b&w illust., bibliography, index. (#46)



For current prices and availability, and to learn more, go to [www.HolocaustHandbooks.com](http://www.HolocaustHandbooks.com) – by simply scanning the QR code to the left. Castle Hill Publishers, 30 Paddle Boat Ln., Hilton Head Isl., SC 29928, USA

# BOOKS BY AND FROM CASTLE HILL PUBLISHERS

Below please find some of the books published or distributed by Castle Hill Publishers. For our current and complete range of products visit our web store at [www.castlehill.shop](http://www.castlehill.shop).

**The Holocaust: An Introduction.** By Thomas Dalton. The Holocaust was perhaps the greatest crime of the 20th Century. Six million Jews, we are told, died by gassing, shooting, and deprivation. But: Where did the six-million figure come from? How, exactly, did the gas chambers work? Why do we have so little physical evidence from major death camps? Why haven't we found even a fraction of the six million bodies, or their ashes? Why has there been so much media suppression and governmental censorship on this topic? In a sense, the Holocaust is the greatest murder mystery in history. It is a topic of greatest importance for the present day. Let's explore the evidence, and see where it leads. 128 pp. pb, 5"x8", ill., bibl., index.






**Auschwitz: A Three-Quarter Century of Propaganda: Origins, Development and Decline of the "Gas Chamber" Propaganda Lie.** By Carlo Mattogno. Wild rumors were circulating about Auschwitz during WWII: Germans testing war gases; mass murder in electrocution chambers, with gas showers or pneumatic hammers; living people sent on conveyor belts into furnaces; grease and soap made of the victims. Nothing of it was true. When the Soviets captured Auschwitz in early 1945, they reported that 4 million inmates were killed on electrocution conveyor belts discharging their load directly into furnaces. That wasn't true either. After the war, "witnesses" and "experts" added more claims: mass murder with gas bombs, gas chambers made of canvas; crematoria burning 400 million victims... Again, none of it was true. This book gives an overview of the many rumors and lies about Auschwitz today rejected as untrue, and exposes the ridiculous methods that turned some claims into "history," although they are just as untrue. 125 pp. pb, 5"x8", ill., bibl., index, b&w ill.

**Auschwitz: A Judge Looks at the Evidence.** By Wilhelm Stäglich. Auschwitz is the epicenter of the Holocaust, where more people are said to have been murdered than anywhere else.

The most important evidence for this claim was presented during two trials: the International Military Tribunal of 1945/46, and the German Auschwitz Trial of 1963-1965. In this book, Wilhelm Stäglich, a former German judge, reveals the incredibly scandalous way in which Allied victors and German courts bent and broke the law in order to come to politically foregone conclusions. Stäglich also exposes the superficial way in which historians are dealing with the many incongruities and discrepancies of the historical record. 3rd edition 2015, 422 pp. pb, 6"x9", b&w ill.

**Hilberg's Giant with Feet of Clay.** By Jürgen Graf. Raul Hilberg's major work *The Destruction of the European Jews* is generally considered the standard work on the Holocaust. The critical reader might ask: what evidence does Hilberg provide to back his thesis that there was a German plan to exterminate Jews, to be carried out in the legendary gas chambers? And what evidence supports his estimate of 5.1 million Jewish victims? Jürgen Graf applies the methods of critical analysis to Hilberg's evidence, and examines the results in the light of revisionist historiography. The results of Graf's critical analysis are devastating for Hilberg. Graf's analysis is the first comprehensive and systematic examination of the leading spokesperson for the orthodox version of the Jewish fate during the Third Reich. 3rd edition 2022, 182 pp. pb, 6"x9", b&w ill.

**Exactitude: Festschrift for Prof. Dr. Robert Faurisson.** By R.H. Countess, C. Lindtner, G. Rudolf (eds.) Faurisson probably deserves the title of the most-courageous intellectual of the 20th and the early 21st Century. With bravery and steadfastness, he challenged the dark forces of historical and political fraud with his unrelenting exposure of their lies and hoaxes surrounding the orthodox Holocaust narrative. This book describes and celebrates the man and his work dedicated to accuracy and marked by in-submission. 146 pp. pb, 6"x9", b&w ill.



### **Auschwitz – Forensically Examined.**

By Cyrus Cox. Modern forensic crime-scene investigations can reveal a lot about the Holocaust. There are many big tomes about this. But if you want it all in a nutshell, read this booklet. It condenses the most-important findings of Auschwitz forensics into a quick and easy read. In the first section, the forensic investigations conducted so far are reviewed. In the second section, the most-important results of these studies are summarized. The main arguments focus on two topics. The first centers around the poison allegedly used at Auschwitz for mass murder: Zyklon B. Did it leave any traces in masonry where it was used? Can it be detected to this day? The second topic deals with mass cremations. Did the crematoria of Auschwitz have the claimed huge capacity? Do air photos taken during the war confirm witness statements on huge smoking pyres? This book gives the answers, together with many references to source material and further reading. The third section reports on how the establishment has reacted to these research results. 124 pp. pb., 5"×8", b&w ill., bibl., index

### **The Second Babylonian Captivity: The Fate of the Jews in Eastern Europe since 1941.**

By Steffen Werner. "But if they were not murdered, where did the six million deported Jews end up?" This is a standard objection to the revisionist thesis that the Jews were not killed in extermination camps. It demands a well-founded response. While researching an entirely different topic, Steffen Werner accidentally stumbled upon the most-peculiar demographic data of Byelorussia. Years of research subsequently revealed more and more evidence which eventually allowed him to substantiate a breathtaking and sensational proposition: The Third Reich did indeed deport many of the Jews of Europe to Eastern Europe in order to settle them there "in the swamp." This book, first published in German in 1990, was the first well-founded work showing what really happened to the Jews deported to the East by the National Socialists, how they have fared since, and who, what and where they are "now" (1990). It provides context and purpose for hitherto-obscure and seemingly random historical events and quite obviates





all need for paranormal events such as genocide, gas chambers, and all their attendant horrors. With a preface by Germar Rudolf with references to more-recent research results in this field of study confirming Werner's thesis. 190 pp. pb, 6"×9", b&w ill., bibl., index

### **Holocaust Skepticism: 20 Questions and Answers about Holocaust Revisionism.**

By Germar Rudolf. This 15-page brochure introduces the novice to the concept of Holocaust revisionism, and answers 20 tough questions, among them: What does Holocaust revisionism claim? Why should I take Holocaust revisionism more seriously than the claim that the earth is flat? How about the testimonies by survivors and confessions by perpetrators? What about the pictures of corpse piles in the camps? Why does it matter how many Jews were killed by the Nazis, since even 1,000 would have been too many? ... Glossy full-color brochure. PDF file free of charge available at [www.HolocaustHandbooks.com](http://www.HolocaustHandbooks.com). Option "Promotion". This item is *not* copyright-protected. Hence, you can do with it whatever you want: download, post, email, print, multiply, hand out, sell... 20 pp., stapled, 8.5"×11", full-color throughout.

### **Bungled: "Denying the Holocaust" How Deborah Lipstadt Botched Her Attempt to Demonstrate the Growing Assault on Truth and Memory.**

By Germar Rudolf. With her book *Denying the Holocaust*, Deborah Lipstadt tried to show the flawed methods and extremist motives of "Holocaust deniers." This book demonstrates that Dr. Lipstadt clearly has neither understood the principles of science and scholarship, nor has she any clue about the historical topics she is writing about. She misquotes, mistranslates, misrepresents, misinterprets, and makes a plethora of wild claims without backing them up with anything. Rather than dealing thoroughly with factual arguments, Lipstadt's book is full of *ad hominem* attacks on her opponents. It is an exercise in anti-intellectual pseudo-scientific arguments, an exhibition of ideological radicalism that rejects anything which contradicts its preset conclusions. **F for FAIL.** 2nd ed., 224 pp. pb, 5"×8", bibl., index, b&w ill.



**Bungled: “Denying History”.** **How Michael Shermer and Alex Grobman Botched Their Attempt to Refute Those Who Say the Holocaust Never Happened.** By Carolus Magnus (C. Mattogno). *Skeptical Magazine* editor Michael Shermer and Alex Grobman from the Simon Wiesenthal Center wrote a book claiming to be “a thorough and thoughtful answer to all the claims of the Holocaust deniers.” As this book shows, however, Shermer and Grobman completely ignored almost all the “claims” made in the more than 10,000 pages of more-recent cutting-edge revisionist archival and forensic research. Furthermore, they piled up a heap of falsifications, contortions, omissions and fallacious interpretations of the evidence. Finally, what the authors claim to have demolished is not revisionism but a ridiculous parody of it. They ignored the known unreliability of their cherry-picked selection of evidence, utilized unverified and incestuous sources, and obscured the massive body of research and all the evidence that dooms their project to failure. 162 pp. pb, 5”x8”, bibl., index, b&w ill.




**Bungled: “Debunking Holocaust Denial Theories”.** **How James and Lance Morcan Botched Their Attempt to Affirm the Historicity of the Nazi Genocide.** By Carolus Magnus. The novelists and movie-makers James and Lance Morcan have produced a book “to end [Holocaust] denial once and for all” by disproving “the various arguments Holocaust deniers use to try to discredit wartime records.” It’s a lie. First, the Morcans completely ignored the vast amount of recent scholarly studies published by revisionists; they don’t even mention them. Instead, they engage in shadowboxing, creating some imaginary, bogus “revisionist” scarecrow which they then tear to pieces. In addition, their knowledge even of their own side’s source material is dismal, and the way they back up their misleading or false claims is pitifully inadequate. 144 pp. pb, 5”x8”, bibl., index, b&w ill.

**Stalin’s War of Extermination 1941-1945.** By Joachim Hoffmann. A German government historian documents Stalin’s murderous war against the German army and the German people. Based on the author’s lifelong study of

German and Russian military records, this book reveals the Red Army’s grisly record of atrocities against soldiers and civilians, as ordered by Stalin. Since the 1920s, Stalin planned to invade Western Europe to initiate the “World Revolution.” He prepared an attack which was unparalleled in history. The Germans noticed Stalin’s aggressive intentions, but they underestimated the strength of the Red Army. What unfolded was the cruelest war in history. This book shows how Stalin and his Bolshevik henchman used unimaginable violence and atrocities to break any resistance in the Red Army and to force their unwilling soldiers to fight against the Germans. The book explains how Soviet propagandists incited their soldiers to unlimited hatred against everything German, and he gives the reader a short but extremely unpleasant glimpse into what happened when these Soviet soldiers finally reached German soil in 1945: A gigantic wave of looting, arson, rape, torture, and mass murder... **428 pp. pb, 6”x9”, bibl., index, b&w ill.**

**Who Started World War II: Truth for a War-Torn World.** By Udo Walendy. For seven decades, mainstream historians have insisted that Germany was the main, if not the sole culprit for unleashing World War II in Europe. In the present book this myth is refuted. There is available to the public today a great number of documents on the foreign policies of the Great Powers before September 1939 as well as a wealth of literature in the form of memoirs of the persons directly involved in the decisions that led to the outbreak of World War II. Together, they made possible Walendy’s present mosaic-like reconstruction of the events before the outbreak of the war in 1939. This book has been published only after an intensive study of sources, taking the greatest care to minimize speculation and inference. The present edition has been translated completely anew from the German original and has been slightly revised. 500 pp. pb, 6”x9”, index, bibl., b&w ill.

**The Day Amazon Murdered Free Speech.** By Germar Rudolf. Amazon is the world’s biggest book retailer. They dominate the U.S. and several foreign markets. Pursuant to the 1998 declaration of Amazon’s founder Jeff Bezos



to offer “the good, the bad and the ugly,” customers once could buy every title that was in print and was legal to sell. However, in early 2017, a series of anonymous bomb threats against Jewish community centers occurred in the U.S., fueling a campaign by Jewish groups to coax Amazon into banning revisionist writings. On March 6, 2017, Amazon caved in and banned more than 100 books with dissenting viewpoints on the Holocaust. In April 2017, an Israeli Jew was arrested for having placed the fake bomb threats. But Amazon kept its new censorship policy: They next culled any literature critical of Jews or Judaism; then they enforced these bans at all its subsidiaries, such as AbeBooks and The Book Depository; then they banned books other pressure groups don't like; finally, they bullied Ingram, who has a book-distribution monopoly in the US, to enforce the same rules by banning from the entire world-wide book market all books Amazon doesn't like... 2nd ed., 172 pp. pb, 5”x8”, bibl., color illustrations throughout.

**The First Zündel Trial: The Transcript.** In the early 1980s, Ernst Zündel, a German immigrant living in Toronto, was indicted for allegedly spreading “false news” by selling copies of Richard Harwood's brochure *Did Six Million Really Die?*, which challenged the accuracy of the orthodox Holocaust narrative. When the case went to court in 1985, so-called Holocaust experts and “eyewitnesses” of the alleged homicidal gas chambers at Auschwitz were cross-examined for the first time in history by a competent and skeptical legal team. The results were absolutely devastating for the Holocaust orthodoxy. For decades, these mind-boggling trial transcripts were hidden from public view. Now, for the first time, they have been published in print in this new book – unabridged and unedited. 820 pp. pb, 8.5”x11”




**The Holocaust on Trial: The Second Trial against Ernst Zündel 1988.** By Ernst Zündel. In 1988, the appeal trial of Ernst Zündel for “knowingly spreading false news about the Holocaust” took place in Toronto. This book is introduced by a brief autobiographic summary of Zündel's early life, and an overview of the evidence introduced

during the First Zündel Trial. This is followed by a detailed summary of the testimonies of all the witnesses who testified during the Second Zündel Trial. This was the most-comprehensive and -competent argument ever fought in a court of law over the Holocaust. The arguments presented have fueled revisionism like no other event before, in particular Fred Leuchter's expert report on the gas chambers of Auschwitz and Majdanek, and the testimony of British historian David Irving. Critically annotated edition with a foreword by Germar Rudolf. 410 pp. pb, 6”x9”, index.

**The Second Zündel Trial: Excerpts from the Transcript.** By Barbara Kulaszka (ed.). In contrast to Ernst Zündel's book *The Holocaust on Trial* (see earlier description), this book focuses entirely on the Second Zündel Trial by exclusively quoting, paraphrasing and summarizing the entire trial transcript... 498 pp. pb, 8.5”x11”, bibl., index, b&w ill.

**Resistance Is Obligatory!** By Germar Rudolf. In 2005 Rudolf, a peaceful dissident and publisher of revisionist literature, was kidnapped by the U.S. government and deported to Germany. There the local lackey regime staged a show trial against him for his historical writings. Rudolf was not permitted to defend his historical opinions, as the German penal law prohibits this. Yet he defended himself anyway: For 7 full days Rudolf gave a speech in the courtroom, during which he proved systematically that only the revisionists are scholarly in their approach, whereas the Holocaust orthodoxy is merely pseudo-scientific. He then explained in detail why it is everyone's obligation to resist, without violence, a government which throws peaceful dissidents into dungeons. When Rudolf tried to publish his public defence speech as a book from his prison cell, the public prosecutor initiated a new criminal investigation against him. After his probation time ended in 2011, he dared publish this speech anyway... 2nd ed. 2016, 378 pp. pb, 6”x9”, b&w ill.

**Hunting Germar Rudolf: Essays on a Modern-Day Witch Hunt.** By Germar Rudolf. German-born revisionist activist, author and publisher Germar Rudolf describes which events made





him convert from a Holocaust believer to a Holocaust skeptic, quickly rising to a leading personality within the revisionist movement. This in turn unleashed a tsunami of persecution against him: lost his job, denied his PhD exam, destruction of his family, driven into exile, slandered by the mass media, literally hunted, caught, put on a show trial where filing motions to introduce evidence is illegal under the threat of further prosecution, and finally locked up in prison for years for nothing else than his peaceful yet controversial scholarly writings. In several essays, Rudolf takes the reader on a journey through an absurd world of government and societal persecution which most of us could never even fathom actually exists in a “Western democracy”... 304 pp. pb, 6”x9”, bibl., index, b&w ill.

***Tell the Truth & Shame the Devil.*** By Gerard Menuhin. This Jewish author says the “Holocaust” is a wartime-propaganda myth turned into an extortion racket. Far from bearing the sole guilt for starting WWII as alleged at Nuremberg, Germany is mostly innocent and made numerous attempts to avoid and later to end the confrontation. During the 1930s, Germany was confronted by a powerful Jewish-dominated world plutocracy out to destroy it... Yes, a Jew says all this. The author is the son of the great US-born violinist Yehudi Menuhin, who, though from a long line of rabbinical ancestors, fiercely criticized the foreign policy of Israel and its repression of the Palestinians. 4th edition 2017, 432 pp. pb, 6”x9”, b&w ill.

***Hitler's Revolution: Ideology, Social Programs, Foreign Affairs.*** By Richard Tedor. Defying all boycotts, Adolf Hitler transformed Germany from a bankrupt state to the powerhouse of Europe within just four years, thus becoming Germany's most popular leader ever. How was this possible? This study tears apart the dense web of calumny surrounding this controversial figure. It draws on nearly 200 published German sources, many from the Nazi era, as well as documents from British, U.S., and Soviet archives that describe not only what Hitler did but, more importantly, why he did it. These sources also reveal the true war objectives of the democracies

– a taboo subject for orthodox historians – and the resulting world war against Germany. This book is aimed at anyone who feels that something is missing from conventional accounts. 2nd ed., 309 pp. pb, 6”x9”, index, bibl.

***Hitler on the Jews.*** By Thomas Dalton. That Adolf Hitler spoke out against the Jews is beyond obvious. But of the thousands of books and articles written on Hitler, virtually none quotes Hitler's exact words on the Jews. The reason for this is clear: Those in positions of influence have incentives to present a simplistic picture of Hitler as a blood-thirsty tyrant. However, Hitler's take on the Jews is far more complex and sophisticated. In this book, for the first time, you can make up your own mind by reading nearly every idea that Hitler put forth about the Jews, in considerable detail and in full context. This is the first book ever to compile his remarks on the Jews. As you will discover, Hitler's analysis of the Jews, though hostile, is erudite, detailed, and – surprise, surprise – largely aligns with events of recent decades. There are many lessons here for the modern-day world to learn. 200 pp. pb, 6”x9”, index, bibl.

***Goebbels on the Jews.*** By Thomas Dalton. From the age of 26 until his death in 1945, Joseph Goebbels kept a near-daily diary. It gives us a detailed look at the attitudes of one of the highest-ranking men in Nazi Germany. Goebbels shared Hitler's dislike of the Jews, and likewise wanted them removed from the Reich. Ultimately, Goebbels and others sought to remove the Jews completely from Europe—perhaps to the island of Madagascar. This would be the “final solution” to the Jewish Question. Nowhere in the diary does Goebbels discuss any Hitler order to kill the Jews, nor is there any reference to extermination camps, gas chambers, or any methods of systematic mass-murder. Goebbels acknowledges that Jews did indeed die by the thousands; but the range and scope of killings evidently fall far short of the claimed figure of 6 million. This book contains, for the first time, every significant diary entry relating to the Jews or Jewish policy. Also included are partial or full transcripts of 10 major essays by Goebbels on the Jews. 274 pp. pb, 6”x9”, index, bibl.



**The Jewish Hand in the World Wars.**

By Thomas Dalton. For many centuries, Jews have had a negative reputation in many countries. The reasons given are plentiful, but less-well-known is their involvement in war. When we examine the causal factors for wars, and look at their primary beneficiaries, we repeatedly find a Jewish presence. Throughout history, Jews have played an exceptionally active role in promoting and inciting wars. With their long-notorious influence in government, we find recurrent instances of Jews promoting hard-line stances, being uncompromising, and actively inciting people to hatred. Jewish misanthropy, rooted in Old Testament mandates, and combined with a ruthless materialism, has led them, time and again, to instigate warfare if it served their larger interests. This fact explains much about the present-day world. In this book, Thomas Dalton examines in detail the Jewish hand in the two world wars. Along the way, he dissects Jewish motives and Jewish strategies for maximizing gain amidst warfare, reaching back centuries. 2nd ed., 231 pp. pb, 6”x9”, index, bibl.

**Eternal Strangers: Critical Views of Jews and Judaism through the Ages.**

By Thomas Dalton. It is common knowledge that Jews have been disliked for centuries. But why? Our best hope for understanding this recurrent ‘anti-Semitism’ is to study the history: to look at the actual words written by prominent critics of the Jews, in context, and with an eye to any common patterns that might emerge. Such a study reveals strikingly consistent observations: Jews are seen in very negative, yet always similar terms. The persistence of such comments is remarkable and strongly suggests that the cause for such animosity resides in the Jews themselves—in their attitudes, their values, their ethnic traits and their beliefs.. This book addresses the modern-day “Jewish problem” in all its depth—something which is arguably at the root of many of the world’s so-

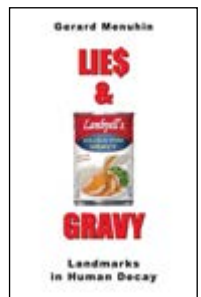


cial, political and economic problems. 186 pp. pb, 6”x9”, index, bibl.

**Streicher, Rosenberg, and the Jews: The Nuremberg Transcripts.**

By Thomas Dalton. Who, apart from Hitler, contrived the Nazi view on the Jews? And what were these master ideologues thinking? During the post-war International Military Tribunal at Nuremberg, the most-interesting men on trial regarding this question were two with a special connection to the “Jewish Question”: Alfred Rosenberg and Julius Streicher. The cases against them, and their personal testimonies, examined for the first time nearly all major aspects of the Holocaust story: the “extermination” thesis, the gas chambers, the gas vans, the shootings in the East, and the “6 million.” The truth of the Holocaust has been badly distorted for decades by the powers that be. Here we have the rare opportunity to hear firsthand from two prominent figures in Nazi Germany. Their voices, and their verbatim transcripts from the IMT, lend some much-needed clarity to the situation. 330 pp. pb, 6”x9”, index, bibl.

**Lies & Gravy: Landmarks in Human Decay – Two Plays.**

By Gerard Menuhin. A long time ago, in a galaxy far, far away, the hallucination of global supremacy was born. Few paid it any attention. After centuries of interference, when the end is in sight, we’re more inclined to take it seriously. But now, we have only a few years of comparative freedom left before serfdom submerges us all. So it’s time to summarize our fall and to name the guilty, or, as some have it, to spot the loony. Sometimes the message is so dire that the only way to get it across is with humor – to act out our predicament and its causes. No amount of expert testimony can match the power of spectacle. Here are a few of the most-telling stages in the chosentites’ crusade against humanity, and their consequences, as imagined by the author. We wonder whether these two consecutive plays will ever be performed onstage... 112 pp. pb, 5”x8”



For current prices and availability see [www.castlehill.shop](http://www.castlehill.shop)

or by simply scanning the QR code to the left with you smart device.

Castle Hill Publishers, 30 Paddle Boat Ln., Hilton Head Island, SC 29928, USA