



THE
**GROUND
ZERO
MODEL**

**HEINZ
POMMER**

And Colleagues

The Ground Zero Model

By Physicist Heinz Pommer and Colleagues

Special Thanks to Physicists
Andreas Pieper, Dr. David Madlener
and Dr. François Roby with the Assistance of Works by
Dimitri Khalezov, William Tahil and Dr. Edward Teller

Jeff Prager • GZM Group Europe/USA©2020

"Die Menschen stärken, die Sachen klären."
~ Hartmut von Hentig



For Camy, Syrena, Illiana and Kyle



7

6

5

1



3

4

2

FAIR USE NOTICE

This report and its contents are being made available in efforts to advance the public's understanding of criminal justice, global geopolitical motives, public myth psychology, human rights, economics, democracy, scientific, philosophical and social justice issues. The belief is this constitutes a 'fair use' of any such copyrighted material as provided for in section 107 of the US Copyright Law. In accordance with Title 17 U.S.C. Section 107, the material in this report is distributed without profit to those who have expressed a prior interest in receiving the included information for research and educational purposes. For more information on this law go to: <https://www.law.cornell.edu/uscode/text/17>. If you wish to use copyrighted material from this report for purposes of your own that go beyond 'fair use', you must obtain permission from the copyright owner, GZM Group/Jeff Prager/SyrenaMarketing@yahoo.com.

LIABILITY

The writer(s) and publisher disclaim all liability for any loss, damage, injury or expense however caused, arising from the use of or reliance upon, in any manner, the information provided through this report and do not warrant the accuracy or completeness of the information provided. It is possible that minor portions of the theories generated from the information contained herein will be shown to be false when the investigative records are made public, and for that, the writer(s) and publisher apologize in advance. Nevertheless, we believe our basic premises are accurate.

INTENT

The writer(s) and publisher warrant that the information presented in this report is an accurate reflection of known and accepted nuclear physics, chemistry, engineering and mathematics as represented by global educational institutions, accredited global universities or as found on the internet using reliable, bona fide mainstream sources. Information on some internet sites is sometimes presented by individuals or organizations which may be viewed as pursuing objectives which are hateful and malicious. If information on such sites appears to have merit, and that information is consistent with other facts in the investigation, the factual information from that site is included as best possible, without any reflection on the merit of that site's objectives. Our four specific points of intent for this report are to:

- 1) confirm that the events of September 11th, 2001, were nuclear in nature and that Towers 1 & 2 and Building 7 were each destroyed by individual devices, that 3 nuclear devices were used to demolish three buildings.
- 2) provide a hypothetical explanation for the method of demolition of the Twin Towers and Building 7 on September 11th, 2001, that incorporates public information not included in the official government reports.
- 3) focus public attention on circumstances that strongly suggest there has been wrong doing by public and/or private individuals, and/or officials and other yet unknown organizations involved in misuse of government resources and/or public funds.
- 4) provide a foundation of research and hypothesis for future research. Information presented in this report documents that the federal institutions responsible for investigating these events are currently involved in efforts to suppress the facts possibly under the guise of National Security. Hence, this information is being made public in the hope that unknown officials with an appropriate level of authority can re-institute the appropriate investigation, or that private investigative resources can further substantiate (or disprove) the claims made herein using publicly accepted science — physics, chemistry, engineering and mathematics.

At left, Ground Zero

Framed in red: destroyed Building 7 and the North and South towers.
Marked in blue: Plaza with fountain and artwork, "The Sphere".

Table of Contents

Introduction (by Andreas Pieper)	<u>8</u>
Part 1	<u>15</u>
The GZM: The three towers (by Heinz Pommer)	
1.1	<u>20</u>
1.2	<u>24</u>
1.3	<u>27</u>
1.4	<u>33</u>
1.5	<u>44</u>
1.6	<u>45</u>
1.7	<u>47</u>
1.8	<u>51</u>
1.9	<u>52</u>
1.10	<u>60</u>
1.11	<u>62</u>
1.12	<u>63</u>
1.13	<u>70</u>
1.14	<u>72</u>
1.15	<u>74</u>
1.16	<u>76</u>
1.17	<u>82</u>
1.18	<u>84</u>
1.19	<u>85</u>
1.20	<u>94</u>
1.21	<u>103</u>
1.22	<u>106</u>
1.23	<u>110</u>
Part 2	<u>112</u>
Public Health and 9/11 (by Jeff Prager)	
2.1	<u>114</u>
2.2	<u>116</u>

The Ground Zero Model

Part 3	The Psychopaths Mindset (by Heinz Pommer)	<u>124</u>
3.1	Dark psychology	<u>126</u>
3.2	Thinking positive: be the light	<u>128</u>
3.3	The emperor Nero phenomenon	<u>130</u>
3.4	The final analysis	<u>142</u>
Part 4	The Peculiar Case of Tritium (by Dr. David Madlener)	<u>146</u>
4.1	Radioactive decay	<u>148</u>
4.2	The isotopes of hydrogen	<u>149</u>
4.3	Tritium: the unstable sibling	<u>151</u>
4.4	The report	<u>155</u>
4.5	Conclusion	<u>159</u>
Part 5	Epilogue (by Heinz Pommer)	<u>160</u>
5.1	The American dream	<u>161</u>
5.2	The cult leader exposed	<u>162</u>
Part 6	Annex (by Heinz Pommer)	<u>166</u>
6.1	About neutrons and fission	<u>168</u>
6.2	Solubility and phase separation (near zero time)	<u>172</u>
6.3	Containment of nuclear explosions (zero time + 5 sec.)	<u>173</u>
6.4	Shot angle: the V-shaped cut	<u>174</u>
6.5	Steam eruptions	<u>176</u>
6.6	The blast holes	<u>178</u>
6.7	Technical data	<u>180</u>
6.8	Glacier potholes and molten rock	<u>182</u>
6.9	Tritium and Neutron Activation in water	<u>184</u>
6.10	HotSpots	<u>185</u>
6.11	The final score: advantages of the GZM	<u>186</u>

Introduction

By Physicist Andreas Pieper

Solving Ground Zero

One of the most valuable literary works in the German-speaking world is "Faust: A Tragedy" by Johann Wolfgang von Goethe. The tragedy begins with a bet between the Lord and the devil "Mephisto" about the nature of humans. Mephisto bets that all people are spoiled and the Lord refers to the scholar Faust as a counter-example.

The tale starts... Faust, the protagonist of this tragedy, is highly depressed at first and wants to commit suicide. He is making no progress with his research and realizes that all his knowledge is worthless. Mephisto offers Faust a pact and he agrees. In response, Faust awakens to a new life with completely new interests. A drama with love, betrayal, passion and power follows. But in the end Mephisto is unable to compromise the scholar sufficiently, as Faust continues to strive despite all his sins and mistakes.



Copyright©2020 Andreas Pieper - used with permission

A sailing trip, above, is a particularly good opportunity for Mr. Pieper to think about and discuss hydrodynamic paradoxes.

The source of new creativeness is always curiosity and doubt. When curiosity brings information that is incompatible with the current world view, it requires a revision of previous knowledge. About 400 years ago telescopes became more and more powerful. As a result, Galileo Galilei discovered the moons of Jupiter and cast doubt on the heliocentric world view. However, the dissemination of such progressive knowledge is always a fight against the authorities of the time and thus against power. This battle is fought with all tricks and means. Because the administrators of the existing system are not interested in change. The doctrine is: *"If it ain't broke, don't fix it."*

At that time mathematics had to assert itself against the dogmas of the church. A hundred years earlier Martin Luther had already led a similar conflict. Both times the battle was decided by the new communication technology. The successful heretics of the past knew how to use the letterpress. Martin Luther had translated the Bible from Latin into German and thus made the writing accessible to a larger mass. The interpretation sovereignty of the clergy was consequently curtailed. Later, the Enlightenment, which was only made possible by literacy training in society, led to American independence and the French Revolution.

Today, 9/11 is a so-called "Red Pill". The Red Pill comes from the film "The Matrix" and stands for the will to question the current system and oneself objectively. Our present time is marked by the "war on terror" which has its origin at Ground Zero. The narrative of the authorities is that an Islamist conspiracy of Osama bin Laden as the patron, Mohammed Atta and other suicide assassins, hijacked civilian airliners and smashed them into the buildings. But, even 18 years after the event, this is still an unsubstantiated and contradictory conspiracy theory that stubbornly remains in the history books and public opinion.

One part of society cannot imagine having been deceived and rules out the possibility of deceiving itself. For by definition we live in a democracy with sufficient freedom of speech and separation of powers. The case of Julian Assange and the WikiLeaks revelations are often pushed out of the intellectual horizon because it would call into question one's own world view and self-righteousness. This is especially the intellectual and academic part of the population, especially those close to the state. Another part is aware of the principle deception. But one has learned not to rub off and one has adapted. If necessary, one has learned to use the information advantage. It is important in the economy and in the financial sector not to be deceived. The majority has too poor an education or has far too many worries to deal with such issues at all.

I was 15 years old on September 11th, 2001. At school I already had my trouble correcting the homework of my mathematics and physics teachers. Conveying to an au-

thority that the model solution it has adopted is wrong requires above all diplomatic skill and only in the second order logical chains of argumentation. Fortunately, the 9/11 problem was not interesting for me at the time, even though I didn't really buy the official narrative. So later I was able to study physics unperturbed.

Much later, in 2014 and in the context of the Ukraine crises, Victoria Nuland said: "Fuck the EU" (Ms. Nuland was a diplomat in the US State Department with responsibility for Europe and Eurasia). The increasing financial repression after 2008 and the migration crisis as a result of the destabilized states in the Middle East and North Africa also generate social unrest. This pressure motivates a look out of the window of the ivory tower in which one finds oneself as a scientist. Only then do you realize that politics and mass media try to sell crude narratives that turn out to be deliberately corrupted.

If one gets involved in this rabbit hole, many creeds and seemingly secure knowledge are transformed into system-relevant and state-bearing lies. 9/11 is undoubtedly one of the biggest lies of the current time and yet again it is only a consequence of deeper lying problems. But it should be enough for us physicists if we limit ourselves to the Ground Zero problem. So if we look into: How the World Trade Center was destroyed? We should also know about the interests behind it. But it is not our job to name those who ordered this event. That is the job of justice.

We know from the proceedings before regimes like the German Democratic Republic (GDR) that the truth is articulated very clearly between the lines and in language. It is very rarely named in public.

The term "Ground Zero" is used to mark a place where a nuclear explosion occurred. Hiroshima, Nagasaki or Chernobyl are also Ground Zero. This term was already chosen at 9/11, because the extent of the destruction reminded of a nuclear attack. It is all the more astonishing that this intuitive assumption was not followed up, but is still fanatically stigmatized to this day. Because of qualitative evidence such as radiation illnesses, metal fires, radioactivity (tritium, thorium, uranium, etc.), everything is present that is consistent with an underground nuclear explosion.

The Ground Zero Model (GZM), presented here by Heinz Pommer, solves one of the most difficult problems of understanding in a vivid way with many illustrations. From the outside, the dynamics of the destruction of the towers is perceived from top to bottom. One would naively deny an underground energy source as in Dimitri Khalezov's model. It seems paradoxical. How could the energy jump from the very bottom to the very top? With a little hydrological background knowledge these puzzle pieces can be put together. It even becomes understandable why people could survive in WTC1.

One survivor even reports that he fell over 150 feet, slowed down by updrafts. This becomes plausible by a massive gas flow inside the tower. In the lower part of the tower there is even a negative pressure for the time being, because the air masses are carried upwards by the central vertical gas flow. This suction effect is known in physics as the Bernoulli Effect and plays a major role in aerodynamics. With a suitable approach, many pieces of the puzzle can be put together.

Moreover, subterranean nuclear hypotheses have an exclusive advantage over all other theories. This hypothesis can be verified or falsified today and in many hundreds of years to come.

A test drilling with subsequent isotope analysis should provide a doubtless result. It may even be possible to measure a significantly increased counting rate of high-energy particles above ground.

During my research in early 2018 I came across the hypothesis of Heinz Pommer. It also took me some time to recognize the quality of this work. Afterwards I discovered that the communication hurdles of this idea are extremely high. This is the real problem.

The physics, on the other hand, is simple and well understood.

In order to catalyze the communication, I named this idea Ground Zero Model (GZM). Heinz has adapted this brand into an article in late 2018. (<https://kenfm.de/9-11-das-ground-zero-modell/>).

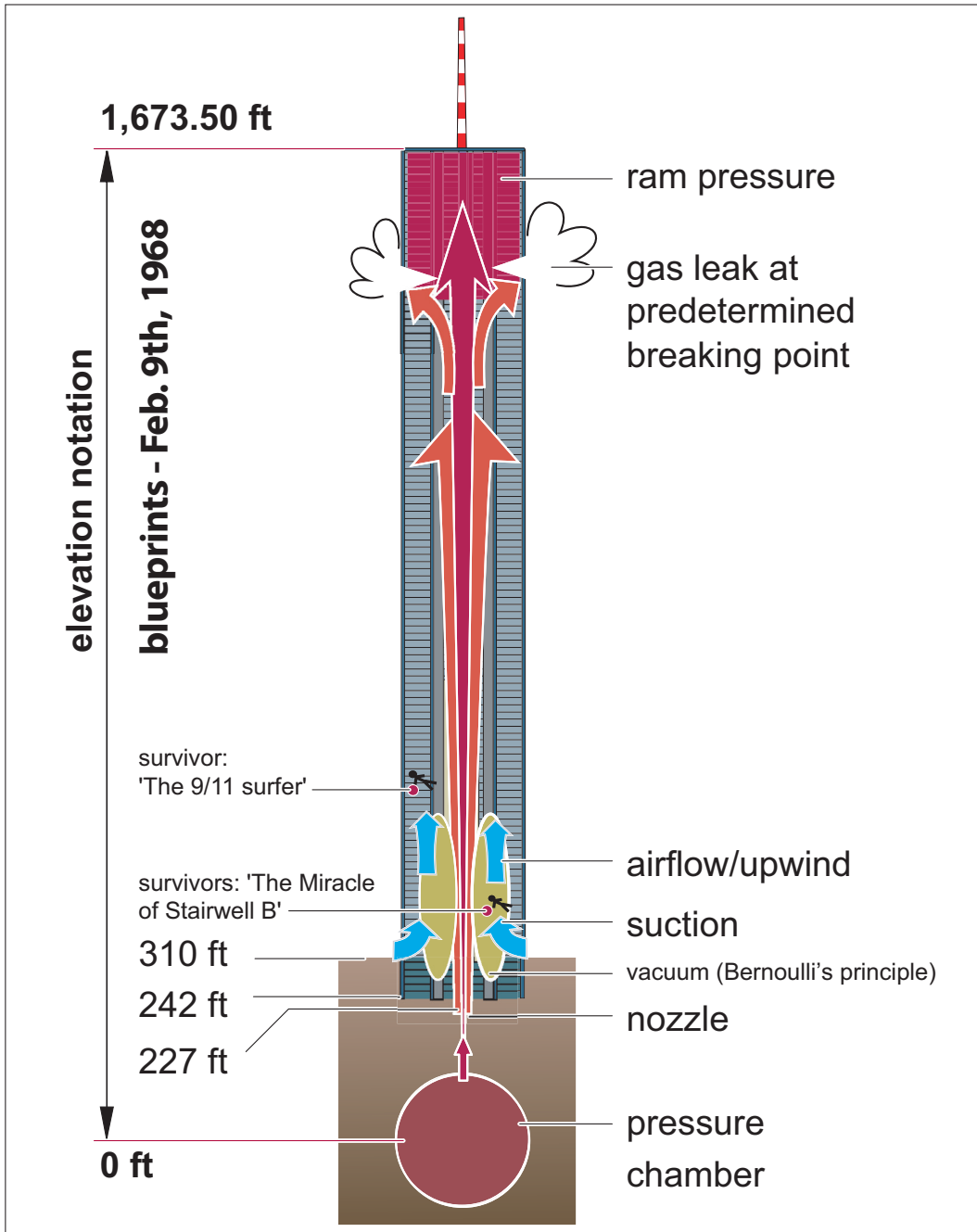
This brand is in the public domain and should help to communicate general nuclear destruction models related to 9/11.

A competition for the best and most illustrative models could help to create the necessary awareness to solve the Ground Zero problem.

Now it is like the bet between Mephisto and the Lord if people want to recognize the shadow plays in Plato's cave with the help of the GZM. The allegory of the cave by Plato compares the effect of education and the lack of it in our nature. I suspect that this bet will be decided in the process of digitalization.

~ Andreas Pieper • March 2020

GZM Energy Transfer—and the Blueprints' real Zero Point



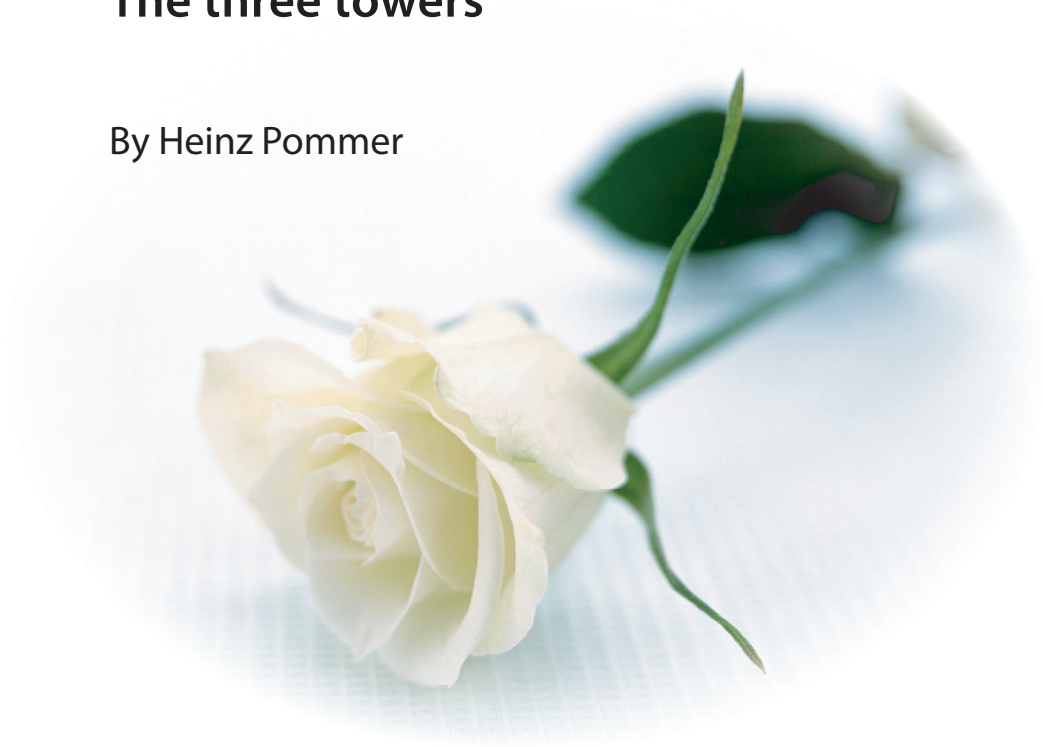


THE GROUND ZERO MODEL

PART 1


The three towers

By Heinz Pommer





Copyright©2020 Heinz Pommer



Copyright©2020 Heinz Pommer

Ladies and Gentlemen, what a show it has been!

**During the 17th conference
of the Swiss 'Coalition Against Censorship'
the 'Ground Zero Model' was presented towards the end of 2019
by physicist Heinz Pommer (at left).**

The silent destruction and free-fall of Building 7:

• EXPLAINED •

The horizontal pyroclastic dust flow of Building 7:

• EXPLAINED •

The vertical mushroom cloud over Building 7:

• EXPLAINED •

And the eruption of the Twin Towers and the billowing steam clouds
in the city as the cause for the New York Cancer Crisis:

• EXPLAINED •

We had more than 3,000 people in the guildhall with a simultaneous translation into 8 languages. This was a live-event with more than 100,000 people watching online. The journey towards truth goes on with this great show (the English video translation is linked below) and now, with the GZM book.

www.911media.de/download/GroundZeroModel_AZK_20191123_en.mp4

The Ground Zero Model

By Heinz Pommer

Today you are reading about the Ground Zero Model (GZM). This is a physical model of the demolition of the Twin Towers and Building 7 that should be investigated by the American universities¹, but at the university level the subject is either avoided entirely or, at risk of career death, it is forbidden. I've also noticed during my actual presentations that there are two major barriers to understanding for the audience. The first barrier consists of the physical arguments. The second barrier is the difficulty in classifying the information regarding the perpetrators. The problem is easy to solve if we keep enough distance from it and look at it from afar. That's also the motto I use for this book and my AZK Conference, *"on the right scale everything becomes simple."* On the right scale, we can see the major connections that go as far as nuclear blackmail against a civil society.

We begin our journey on September 10th, 2001 with the following message aired on most mainstream US television networks and delivered by Donald Rumsfeld speaking from the Pentagon. Rumsfeld stated:


"The technology revolution has transformed organizations across the private sector, but not ours, not fully, not yet. We are, as they say, tangled in our anchor chain. Our financial systems are decades old. According to some estimates, we cannot track \$2.3 trillion in transactions. We cannot share information from floor to floor in this building because it's stored on dozens of technological systems that are inaccessible or incompatible."

~Secretary of Defense, Donald Rumsfeld, Monday morning, September 10th, 2001



http://www.911media.de/videos/A02a_Ansatz_Dimension_de_html.mp4

On The Right Scale Everything Becomes Simple!



1. We are aware of the Alaska Fairbanks Report on WTC7, but A&E positioned themselves clearly against all nuclear theories. However, its findings are highly suggestive of underground nuclear explosions once one knows it can create subsidence craters.

1. Prelude: Follow the Pentagon Money

So we talk about \$2.3 trillion missing, declared as “untraceable”. Money which went “somewhere” while Pentagon Comptroller Rabbi Dov S. Zakheim in his function as Under Secretary of Defense was unable to track it. If this sum were distributed among the US citizens an amount of approximately \$25,000.⁰⁰ would be added to each American households bank account. To investigate where the missing money was, a civilian investigation commission was set up at the Pentagon. However the very next day, on September 11th, several explosive devices detonated in the offices of the civil investigators in the Pentagon seen at right, destroying the data and killing the investigators.

In the images at right we see Zone 1, the events at the Heliport, and Zone 2, damage to the central segment of the Pentagon.

But there was backup data. This data was located in New York, in an almost 750 foot high office tower, which has gone down in history known as “Building 7”.

<https://www.youtube.com/watch?v=r7N5g7hF48U&t=16m39s>

Now we go to New York and we see that Building 7 was destroyed on September 11th, 2001. It collapsed at 5:21 PM in free fall. The Twin Towers, two large steel towers each approximately 1300 feet tall, were also destroyed. In addition, cars and other steel buildings ignited adjacent to the World Trade Center and some burned out completely.

Before Collapse of Central Segment (Zone 2)



<http://911research.wtc7.net/pentagon/evidence/photos/aerial1.html>

After Collapse of Central Segment



<https://publicintelligence.net/wp-content/uploads/2010/09/010914-F-8006R-001.jpg>

Below you can see the rubble heap of Building 7 with the untraceable backup data of the 2.3 trillion dollars. And it stands out that this smoking pile of rubble is amazingly small. We talk about a building standing 741 feet, just 7 seconds before the existence of the rubble heap. Below right is another image. They actually threw earth on this heap of rubble. At first sight this is completely incomprehensible, but it is a standard measure for radiation decontamination. Ladies and gentlemen, in the truth movement it is always said that the only possibility of allowing Building 7 to collapse in free fall is the simultaneous cutting of all 81 vertical steel columns which supported the building. Physically, that is not quite correct, there is actually a second possibility. This would be to equally and evenly weaken the steel columns over a several hour period, causing extreme brittleness or extreme rust for example. Then a very small detonation will be sufficient to destabilize the entire structure—like giving it a small punch—as all the steel columns will give way during their 741 foot downfall, since no single column would be able to transfer the forces anymore. Through free fall, as the building is falling, the weakened, now brittle and rusted material gains enough kinetic energy that it is compressed by its own weight. So



www.911media.de/images/oversized/MVC-793S.JPG

the building structure presses itself together as it impacts the ground. The result is this miserably small smoking pile of rust, which you can see in these images. You've already noticed that the Ground Zero Model postulates a nuclear destruction of the World Trade Center. Within the framework of a model we can claim everything, for when playing with the model it only has to be conclusive in itself. For this we use a trick: we look at the processes on a kilometer scale and put the model into a cube with an edge length of one kilometer (image following page). In this way we avoid the usual problem of asking questions about, for example, the single connecting bolts, which fall on the scale of inches and/or millimeters. These do not interest us, as they would only complicate things. In this model, connecting bolts in the building's steel core simply evaporate.

With this picture in mind we immediately generate a rejection reaction of the 'trained mind', and by 'trained mind' I mean the mind trained and influenced by the mass media. If you try to communicate this model you immediately provoke two sorts of reactions.

www.911media.de/images_oversized/MVC-7945.JPG



2. The Crime's Scale is Off the Scale

"NO, because the Americans would never do that to Americans."

and:

"NO, because the entire area would have been radioactive!"

If you start to argue, this always only leads to the typical escape reaction of the mind 'trained' by the mass media and the statement:

"Please, leave me alone! Give me a break".

With this defensive attitude, you can only play with this issue to a very limited extent. We change one word and a surprisingly playful counter-question is still possible:

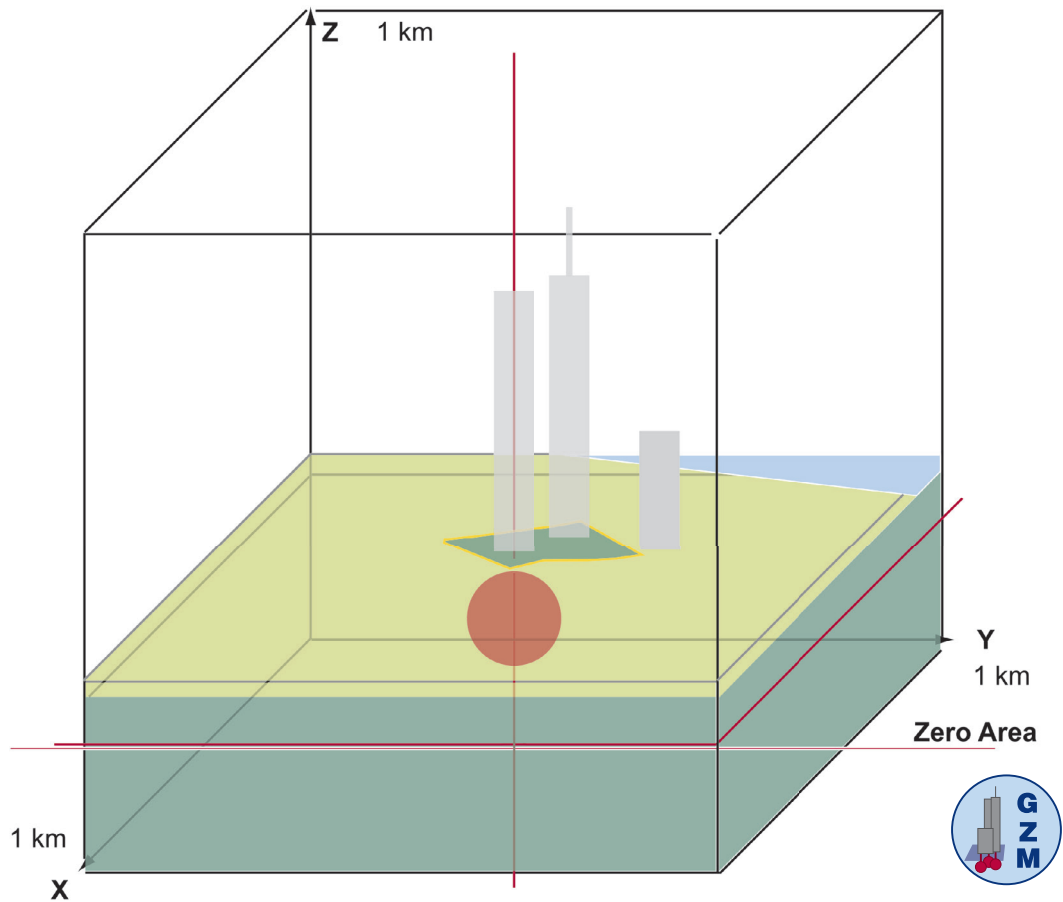
"NO, the 'psychopaths of power' would never do that to Americans?"

and:

"NO, radioactivity cannot hide?"

This produces less rejection, but still an escape reaction. The trained mind thinks: *"Hopefully he isn't right! I really don't want to know!"*

We move on with our lives...



Our motto, *"on the right scale everything becomes simple,"* is reflected in the drawing above, the first manual sketch of the computable model. The Zero Point of the cube's coordinate system sits 245 feet directly below the South Tower.

Building 7 is also pictured in the cube, which has an edge length of 1 km.

The mathematical Zero Point of the Cube (0;0;0) is also the military Zero Point of the detonation point of the WTC2 device. It also coincides with ELEVATION ZERO of the original blueprints, located 75 m below the Towers' foundations.

3 Powerful Findings Thanks To The Ground Zero Model

Both the Power and the Impotence of Nuclear Blackmail

FIRST OF ALL:

- 1.** the crime is 1000 x bigger than assumed
- 2.** at the moment, for the public, psychological barriers are much stronger than physical arguments
- 3.** the problem is easy to solve

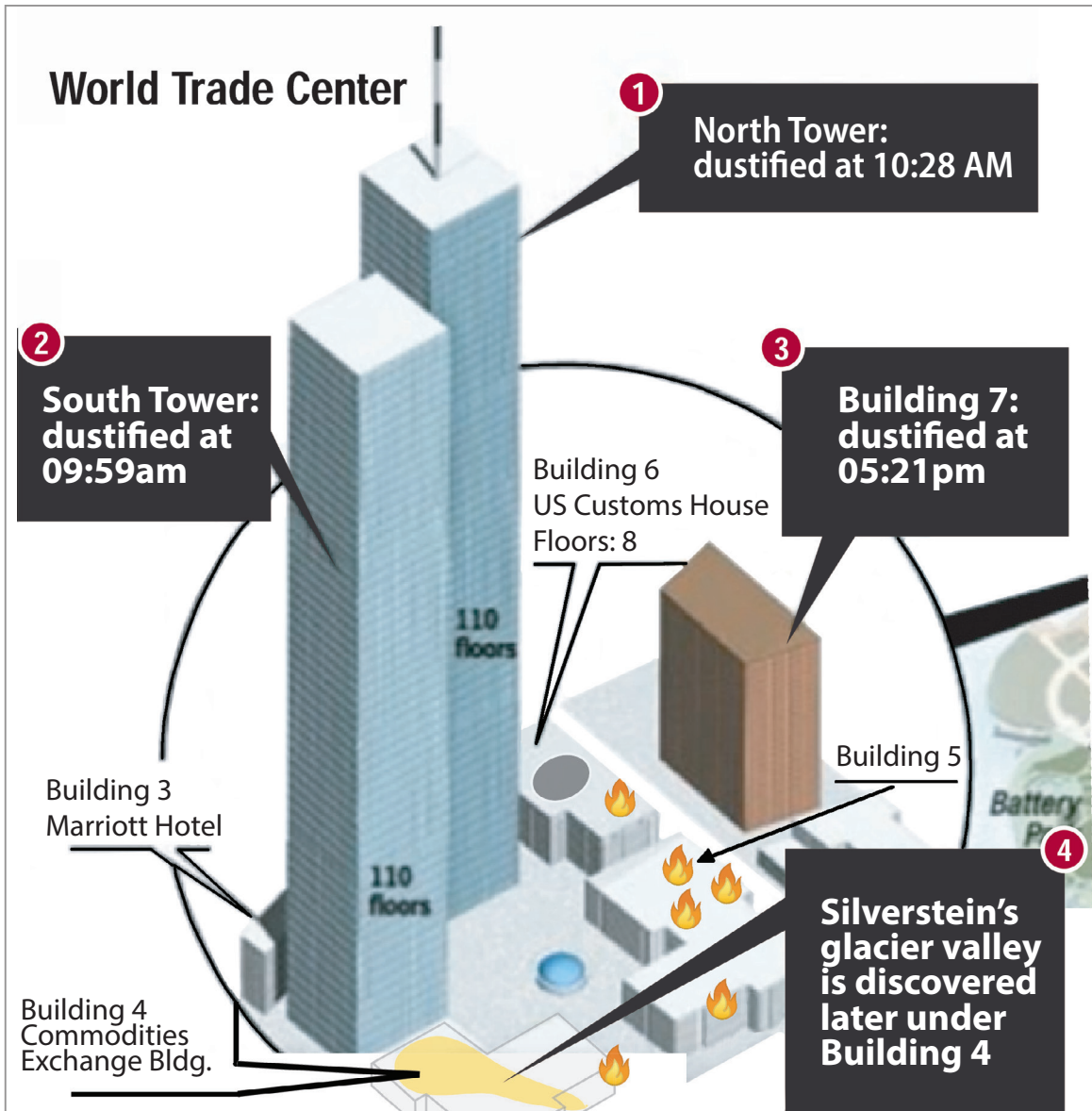
On The Right Scale Everything Becomes Simple!



Strictly spoken, all theories including a nuclear process (explosive or progressive) are "Ground Zero Models". The term GZM used here [as an Open-Source, non-registered Trademark as of this printing] focuses on ONE specific process, trying to make the best out of all currently existing models.

3. Hide the truth in plain sight!

Definition of "Ground Zero" before 9/11 (Webster's Dictionary): "The point on the ground vertically beneath or above the point of detonation of an atomic bomb."



<https://pbs.twimg.com/media/Dmy1JJ1UcAEyji4.jpg>

To overcome the psychological barrier I had originally designed a kind of game board for this lecture, based on a well-known European game, 'Mensch ärgere dich nicht', similar to the American board game, Parcheesi (bottom, right). The conservation laws of physics would have served as game pieces, namely the three conservation laws: linear momentum, mass-preservation and energy, as well as the radiation component subordinate to these laws. Then we would have gone through four game rounds:

1. observation, 2. sketch, 3. calculation model and 4. prognosis. And again: observation, sketch, calculation model and prognosis, etc. With each piece we would have made at least one round and tried to reach the safe home port. My wife then suddenly said that this was boring. I would once again be very clever and fastidious with physical arguments, but tedious. That is why I have changed the concept. I try to approach the problem "from above", from a bird's eye view. Not from "below", using physical arguments, but "from above". And so I simply ask: "*Who could have planned something like this and what is a possible group of perpetrators?*"

And I believe it's legitimate to call the perpetrator group 'psychopaths of power'. For these psychopaths of power dominance and hierarchy are more important than resonance and harmony. They are no more intelligent than we are—but they think differently, more roughly, more coarsely. They think in very simple structures and they consider themselves ingenious and unassailable. They write history themselves and form society according to their own image. In short: they think on the scale of megalomaniacs. This is not an attribution of blame, but the effects on society of certain groups must still be examined very carefully for historiography. One representative of this group, for example, is Philip David Zelikow pictured at right. He himself boasts of being what in German is called a lying baron Münchhausen: boasting about the ability to create and to maintain a public myth—a public lie—and to maintain that myth for a long time.

<https://www.globalresearch.ca/information-warfare-psy-ops-and-the-power-of-myth/4800>

Yes, that's indeed a quote: the ability to create and to maintain a public myth. In 1998, for example, Zelikow developed a strategy paper showing how the USA could be transformed into a police state.

In his blueprint, Zelikow uses a trick. He describes the past, but projects it into the future. In 1998, he describes the small bomb attack at the World Trade Center which occurred earlier in 1993. But at the same time he correctly predicts the later and much larger events of 2001. The paper says, (I quote the first and the last paragraph here): "*If the device that exploded in 1993 under the World Trade Center had been nuclear, or had effectively dispersed a deadly pathogen, then ... the United States might respond with draconian measures, scaling back civil liberties, allowing wider surveillance of citizens, detention of suspects and the use of deadly force...*"

Source: Foreign Affairs; November/December 1998, Volume 77, Number 6

<https://www.belfercenter.org/publication/catastrophic-terrorism-tackling-new-danger>

Philip D. Zelikow

Director of the
9/11 Commission

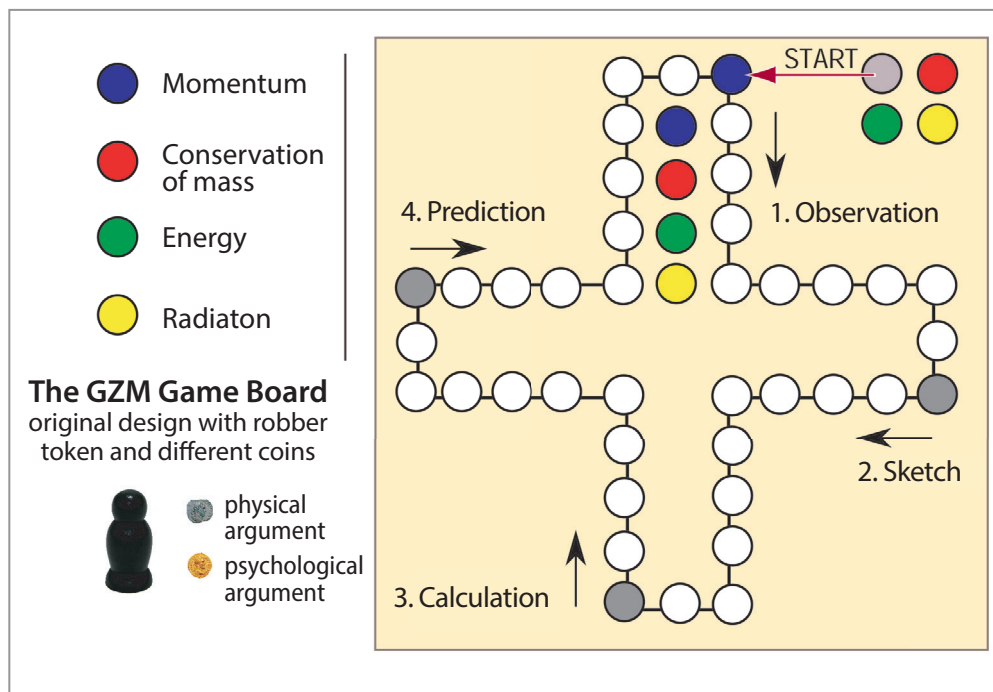
Author of a Blueprint
for Maintaining
Public Myths

A counterforce,
so-to-speak, of
enlightenment: the
public must be kept
ignorant for the
common good



<https://commons.wikimedia.org/w/index.php?title=File:RS3J6340.jpg&oldid=336622615>

The GZM Gameboard showing the main laws of physics as game pieces



The silver bullet for solving 9/11 is a psychological game, combined with the laws of physics. Therefore, let's just assume that **Philip Zelikow** has given us and his colleagues the full truth. Then the deadly pathogens were the anthrax spores, seen at lower right, sent by mail in September 2001. However, in the meantime it's turned out that these spores came from a US weapons laboratory because of their unique fine coating and they can therefore be attributed to that same US manufacturer by name. However today we're interested in nuclear prediction. And indeed there are recordings that speak a clear language.

To the video linked below I have to say briefly: first, the recordings are exclusively from Building 7. Second, the recordings are not played in time-lapse. That means the events happen as fast as shown, only the time window is cut from 3 minutes to 1 minute and thus compressed. The image seen at top, right, is extracted from the video linked here: www.911media.de/videos/C15_Glaskugel.html.mp4

The video shows the free fall of Building 7 as it comes down like a falling stone. Then a pyroclastic dust cloud develops, a pyroclastic dust flow channeled by the buildings through the streets. Recorded in the video from another perspective, from a balcony, we see the same situation continue. You can see the spread of the dust clouds. Then we cut in time. After about one minute the dust at the base becomes milky and the strongly swelling mushroom cloud develops out of the remains of Building 7. The video next shows a recording taken from across the Hudson River not seen by most. In the first seconds four side branches [A, B, C, D] are clearly visible next to the central cloud [H], which rises to about 1,300 meters in one minute in the image at right. You also notice the nub and the vortex funnel, which are very typical phenomena for a nuclear explosion.

Now, of course, we're interested in how you can detonate a nuclear weapon in a major city without the citizens immediately realizing it?

To understand this phenomenon it's necessary to have a detailed physics discussion but in language I hope everyone can understand. The 935-page transcript of a 1970 Symposium on engineering with nuclear explosives, a similar topic, provides some indications. Specifically, it deals with nuclear landscaping. On the basis of these documents we can formulate a hypothesis and that is the following assumption:

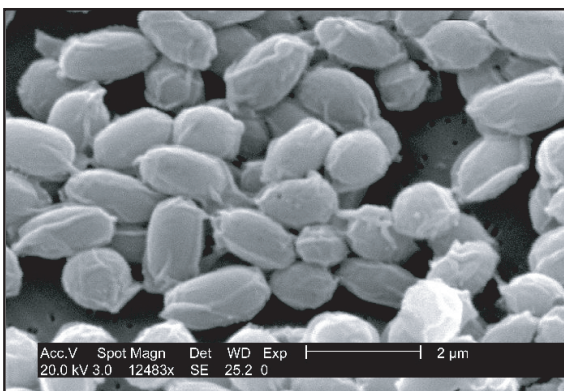
The destruction of the WTC was already planned before its construction.

Zelikow, et al., (1998): "if the device had been nuclear..."



<https://www.youtube.com/watch?v=JnLcUxV1dPo&t=13m>

"... or had effectively dispersed a deadly pathogen..."



Anthrax spores as seen in the electron microscope.

The spores used as a biological weapon on 9/11 were a microscopic dust individually coated with glass (which means production in a high-tech weapons laboratory).

With a glass coating the spores won't stick together, but do form an aerosol and can be inhaled with normal air.

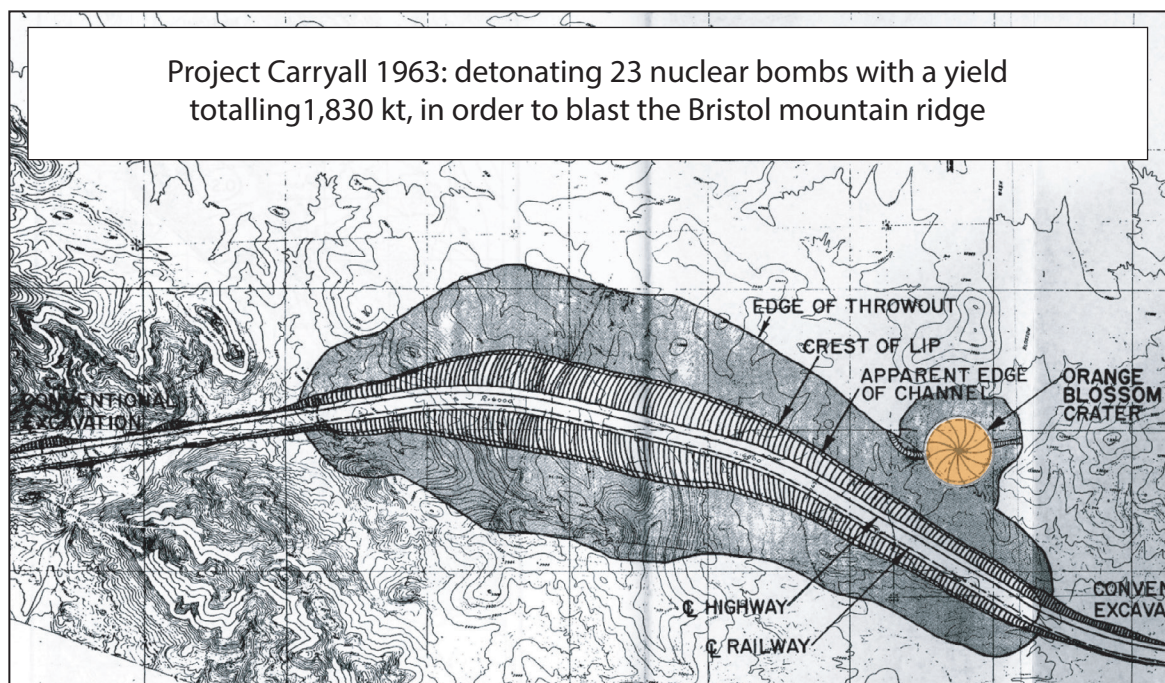
Source 1 (photo): https://de.wikipedia.org/wiki/Datei:Anthrax_spores.jpg

Source 2 (text information): <https://www.youtube.com/watch?v=vQKYegj6S-4&t=43m54s>

THIS 1970 SYMPOSIUM was attended by about 500 of the world's most respected scientists working in the field of nuclear physics who were excited to address their individual nuclear landscaping and engineering concepts which might cause you to ask: "Why was there a symposium in 1970 on the topic?" For this we need to understand two things. First, the extraordinary euphoria that prevailed in 1965 with physicists visualizing an entirely new field of nuclear landscaping and engineering. And secondly, the assessment of the techniques developed around 1965 that made nuclear landscaping seem practical.

The image below shows, for example, the planning of a railway line through a mountain. This means not, as is usual in Europe, with the help of a tunnel, but by removing the mountain. For this purpose, 23 atomic bombs would have been detonated, which would have excised the mountain over an opening of almost 1700 feet. As part of the US Carryall project, seen above at right, the mountain ridge would have therefore disappeared on a length of 3 miles. The explosive power of the atomic bombs would have been between 20 kilotons and 200 kilotons (20,000 to 200,000 tons of TNT). For comparison: the direct energy release of the Hiroshima bomb was only 15 kilotons or 15,000 tons.

You thus notice: high energies are needed for landscaping with underground nuclear devices as moving high volumes of soil requires a lot of energy.

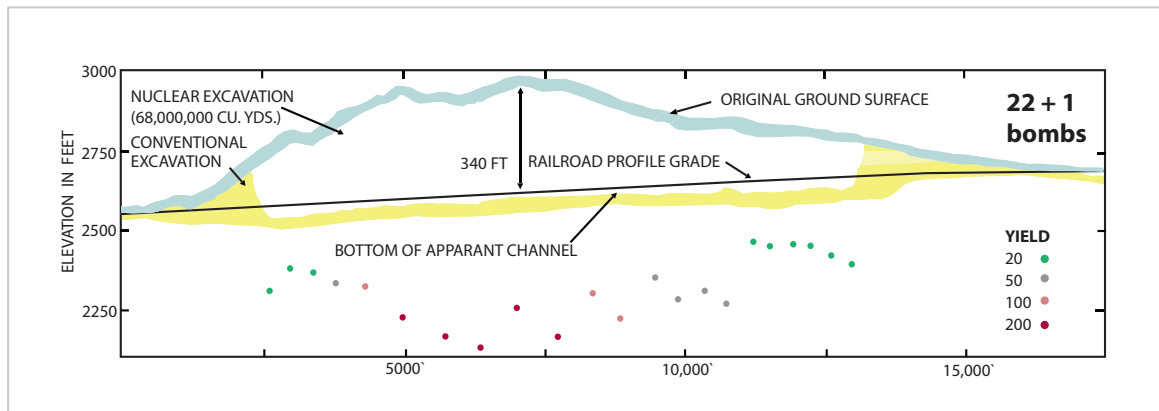


<http://atomic-skies.blogspot.com/2014/02/project-carryall.html>

4. The Historic Background: Nuclear Landscaping

PROJECT CARRYALL

As presented during the SYMPOSIUM at a length of 4.5 kilometers (3 miles or 15,000 feet approx.), the back of the mountain would have disappeared and the yield of the 23 nuclear bombs would have been in the range of 20 - 200 kilotons.



Source (page 57): large.stanford.edu/courses/2014/ph241/powell1/docs/1046575.pdf

EDITORS NOTE:

After understanding that 9/11 was based on a nuclear process several attempts have been made, including by myself, to build the GZM on the hypothetical use of modern, small and comparatively clean nuclear weapons.

Even the possibility of Fourth Generation Nuclear Weapons (FGNW) has been considered shortly, but quickly abandoned. To my knowledge such weapons do exist only on a laboratory scale (antimatter, pure fusion, etc.). The FGNW described by André Gsponer include Third Generation Nuclear Shape Charges, but the latter would also contaminate the environment to a high degree.

<https://arxiv.org/abs/physics/0510071>

However, after repeatedly coming across the fact of the anticipated, expected and often depicted destruction of the World Trade Center as early as 1980, I was more and more convinced that the solution would be an old, but incredibly clever process.


Below, in the black and white image, we have a model of the never realized project, Carryall, with an additional water collecting basin, slightly colored in orange, which would have been produced by an energy input of 100 kilotons.

But to make you feel the unimaginable scale—you remember the motto for the GZM: “on the right scale everything becomes simple”— I show you how this project would look in Europe, in Germany/Austria.

A model of the Carryall project

GZM : think BIG!

On
the
right
scale
everything
becomes
simple!

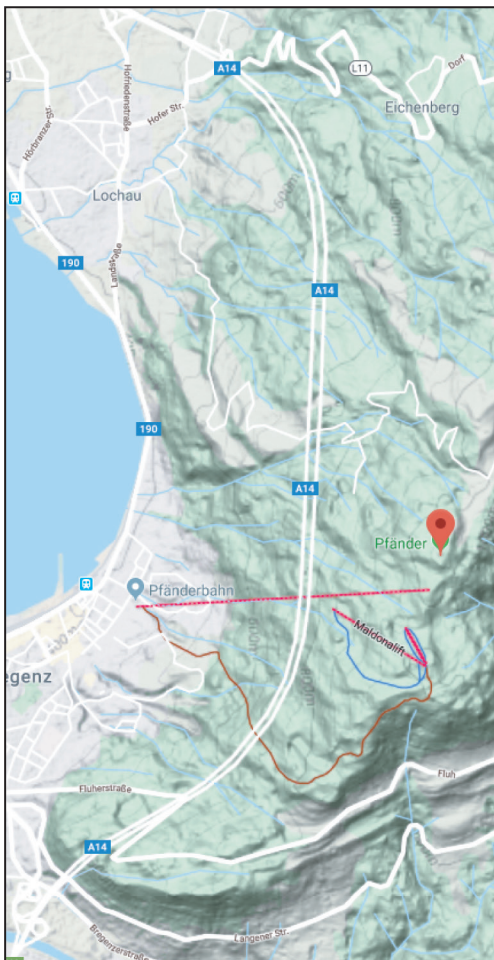


<http://atomic-skies.blogspot.com/2014/02/project-carryall.html>

In the image below we have the 4-mile long Pfänder tunnel near Bregenz, Austria, a tunnel some of you may be familiar with.

The idea of dividing the Pfänder into two parts, Pfänder East and Pfänder West, and leading the Autobahn above ground is simply too uncivil for Europeans to even consider, even without raising the issue of radioactivity.

Not possible in Europe: nuclear landscaping



<https://www.google.com/maps/>

But even in the US
the public got upset, so:
The most
important goal
of the symposium
was to advance
nuclear landscaping
by reducing
radioactive
contamination.

The old way: Storax Sedan

Wikipedia:

"Had this test been conducted after 1965 when improvements in device design were realized, a 100-fold reduction in radiation release is considered feasible."

The blasting reference to the Carryall water basin is the crater of Storax Sedan seen here at right, which was also realized with about 100 kt in 1962. The depth of the crater is about 325 feet and the diameter is about 1300 feet. The explosion caused a strong earthquake of 4.75 on the Richter scale. During the 1970 symposium in Nevada the different expert opinions regarding the possible start of construction work after a nuclear blast were very interesting. Some experts assumed that the work could have started after only 3 days with little protection for the workers while other sources gave a recommended waiting period of one year for the Carryall project. Only then radioactivity levels would be considered to be sufficiently low. But the most important goal of the symposium was to advance nuclear landscaping by reducing radioactive contamination.

The Storax Sedan crater bottom was declared "safe" after only 7 months

Reference • Storax Sedan (1962)

Energy:	104 kilotons
Depth of Burial:	636 feet
Fission:	30%
Fusion:	70%
Crater depth:	328 feet
Crater radius:	656 feet
Quake (Richter scale):	4.75
Dust flow (radius):	2.4 miles
Base surge was approx.	5 miles in diameter

<https://www.youtube.com/watch?v=wqE6PYxT9ao&t=34s>



[https://en.wikipedia.org/wiki/Sedan_\(nuclear_test\)](https://en.wikipedia.org/wiki/Sedan_(nuclear_test))



[https://en.wikipedia.org/wiki/Sedan_\(nuclear_test\)](https://en.wikipedia.org/wiki/Sedan_(nuclear_test))

The new way: engineering tricks



- cleaner fuel
- inert environment (encapsulation)
- hazard-free booster charges
- superposition of shockwaves

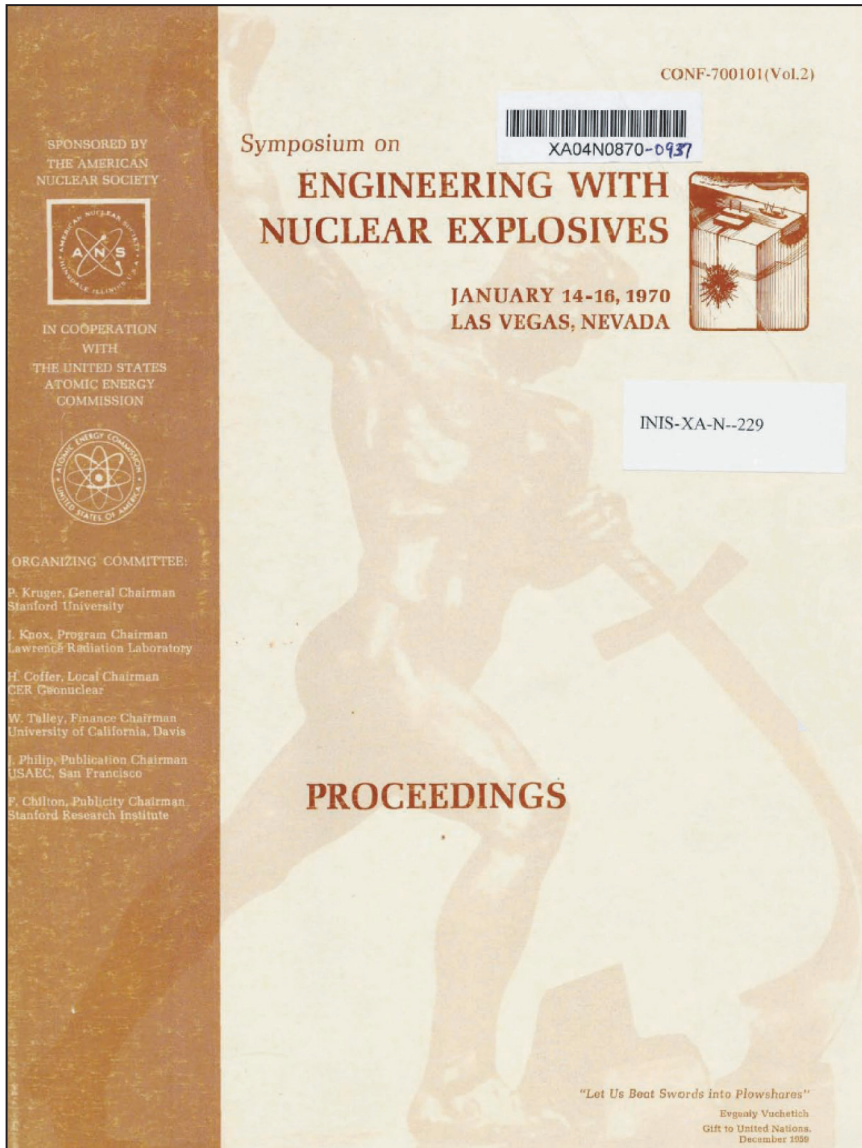
The enthusiasm for nuclear landscaping and engineering in the 1960s was remarkable. The possibility of increasing yield with no increase in radiation was gripping.

Several methods to achieve these goals were presented at this symposium.

Keep in mind however, that not everything might be told to the public.

Nuclear engineering was and is to this day shrouded in secrecy. We try our best to make the public understand the implications:

When achieving a very significant reduction in long term radiation contamination, the public might not be able to identify a nuclear process as such.



<https://www.osti.gov/servlets/purl/4106908>

Symposium on Engineering With Nuclear Explosives,
January 1970, Las Vegas, Nevada, 935 pages.

Trick 1: Superposition of shockwaves

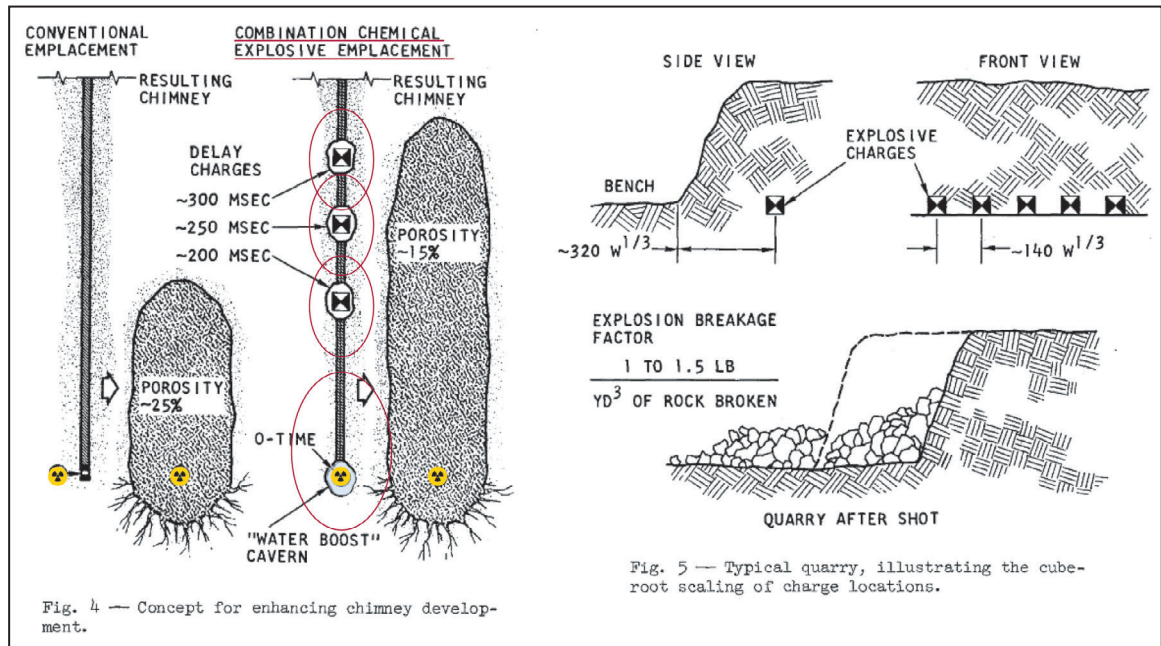
One of the tricks developed was the combination of nuclear and conventional explosive devices.

It has been found that by superimposing shock waves, small conventional charges can have an extreme effect, as you see in the drawing.

For this purpose, these conventional charges are ignited approximately 200 milliseconds after the atomic bomb has been detonated. So, due to this superposition you have an extreme effect.

So, here you see the atomic bomb at the bottom, the small charges at the top. This shaft was called a "nuclear chimney" already in 1970. You can also remove a mountain horizontally or blow up a mine shaft.

The biggest obstacles to nuclear landscaping were Radioactivity & Public Opinion



Source (Volume 1, Page 93 [PDF page count]): <https://www.osti.gov/servlets/purl/4106908>

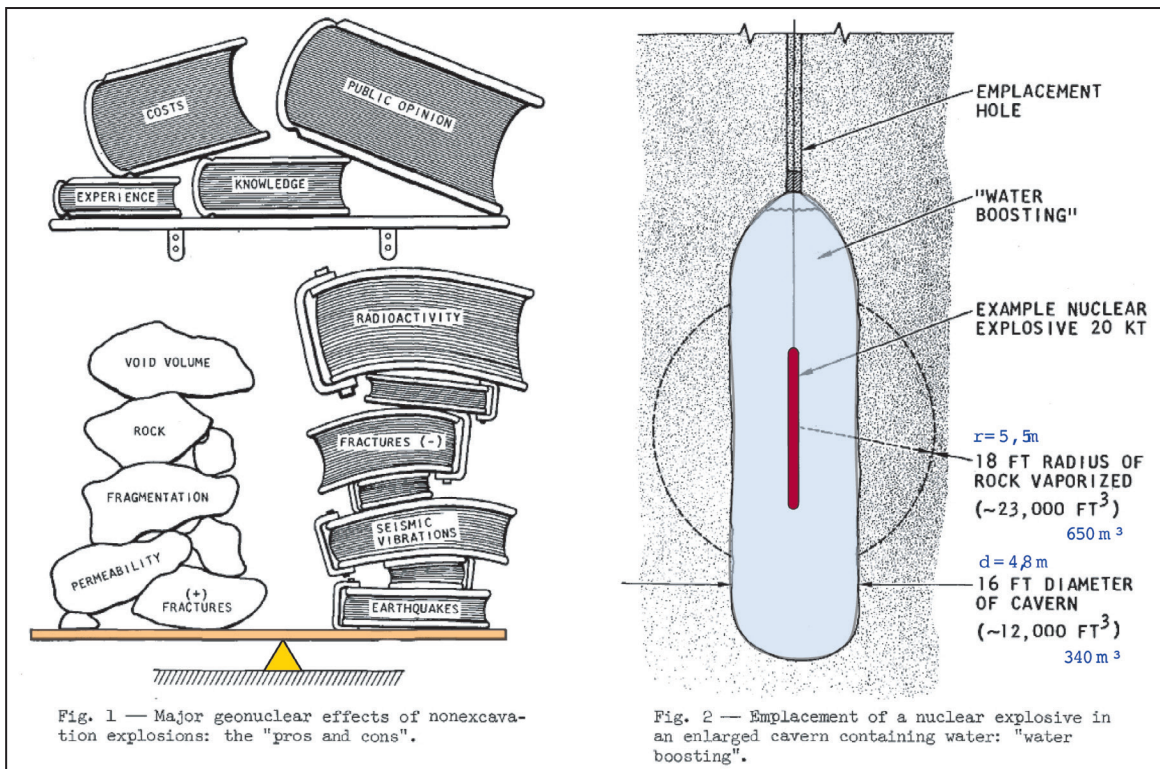
Trick 2: Hazard-free booster charges

Another method to increase the explosive effect, but to minimize the radioactive contamination, was the use of water as an additional propellant. Increasing the yield-effect without using more fuel: water boosting.

When the atomic bomb is detonated in a water basin which is again fully surrounded by granite, the water unfolds an incredible destructive force vertically upwards during the pressure discharge.

In this configuration, a water basin of 12,000 cubic feet is recommended for a 20 kt charge. This corresponds to a cube of only 23 feet edge length, which is the size of a small house—which would contain the water volume.

Increasing the yield-effect without using more fuel: water boosting



Source (Volume 1, Page 90 [PDF page count]): <https://www.osti.gov/servlets/purl/4106908>

Trick 3: confinement in an inert environment

When detonating a nuclear device underground in soil, the ground turns highly radioactive (for effects in water: [see ANNEX, Page 179](#)).

Not only some unused fuel, not only fission products, but also chemical elements in the soil itself would turn radioactive due to the high flux of neutrons.

This phenomenon is called ‘neutron activation’ and cannot be avoided.

Neutron activation is the nightmare of the operators of any nuclear facility: the equipment itself turns radioactive over time.

However, not all elements are susceptible for neutron activation, even if they absorb neutrons. Some elements such as iron—iron like the World Trade Center—but also silicon and oxygen (silicon dioxide is sand) can form three or four non-radioactive isotopes.

The trick is to explode the device in an environment that contains such elements which are immune against neutron activation (iron/silicon) or contain elements that immediately disintegrate after neutron absorption and pose therefore no long-term problem either (such as oxygen).

Stable Isotopes of silicon and oxygen (shown in black)

28Si STABLE 92.223%	29Si STABLE 4.685%	30Si STABLE 3.092%	31Si 157.36 M β-: 100.00%	32Si 153 Y β-: 100.00%
16O STABLE 99.757%	17O STABLE 0.038%	18O STABLE 0.205%	19O 26.88 S β-: 100.00%	20O 13.51 S β-: 100.00%

<https://www.nndc.bnl.gov/nudat2/reCenter.jsp?z=14&n=14>

Trick 4: cleaner fuel

It is commonly assumed that only deuterium and tritium (Hydrogen-2 and Hydrogen-3) could be used for a fusion bomb (the H-bomb).

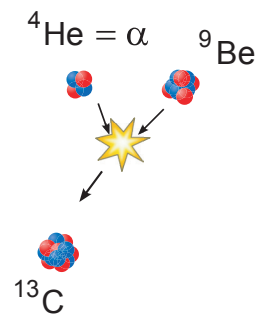
However, a lot of light elements such as lithium or beryllium might also play an important role as fusion fuel.

We don't know what clever ideas or diabolic conceptions were found in the last few decades, in respect to a reliable fusion mix.

Is it really unthinkable that some genius had the idea of replacing the very few grams of deuterium and tritium by several kilograms of innocuous fusion fuel?

Depicted here at right is the so called Alpha-Beryllium process, which requires highly energetic Helium-nucleii (alpha particles) and Beryllium.

To our knowledge this process is NOT used in a bomb, but as a reliable neutron source in the laboratory.
https://en.wikipedia.org/wiki/Neutron_source



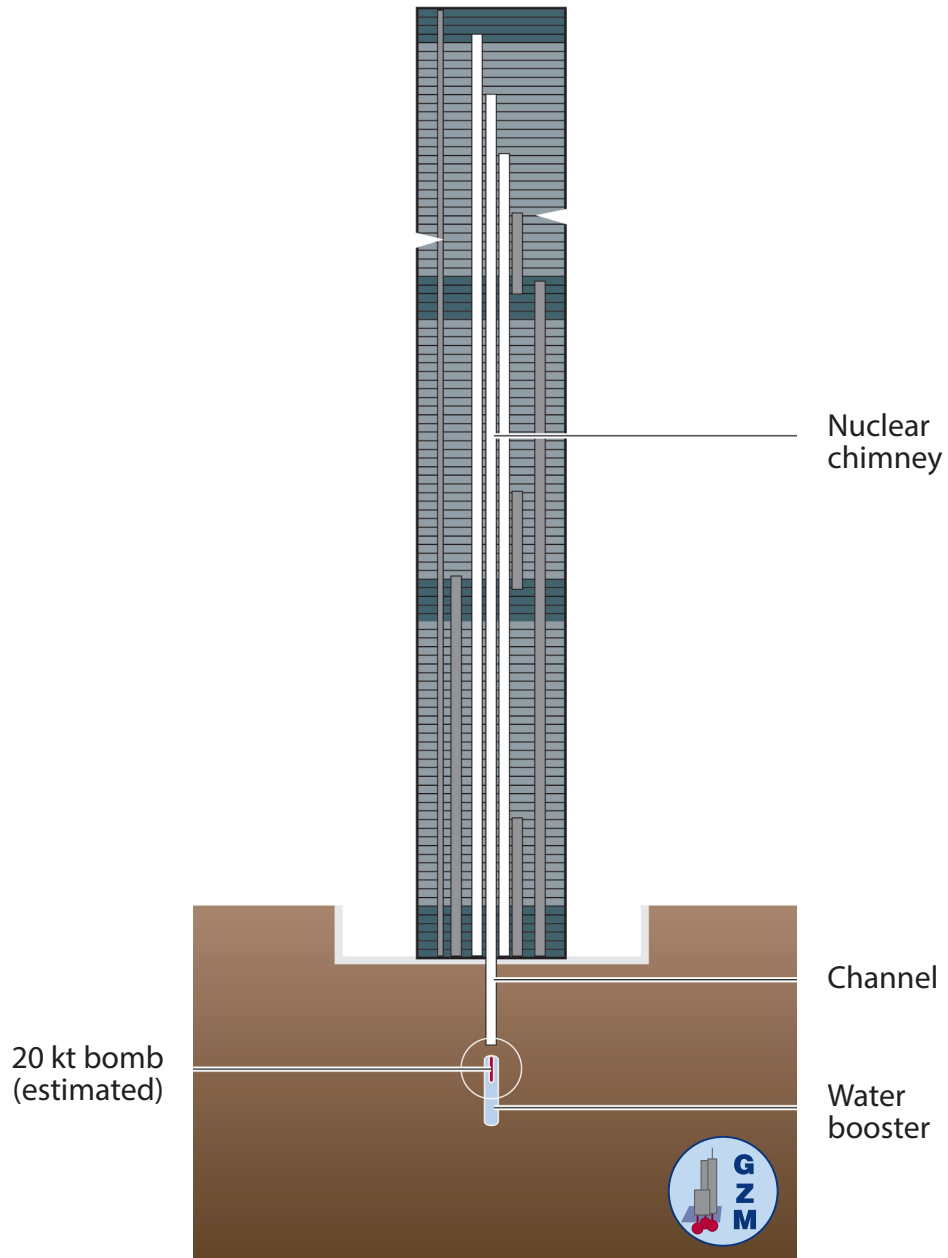
In case of another highly energetic but slow fission process being present, we might not exclude entirely that such a next-in line fusion process might have been powered by the first fission process. We don't know. We cannot say. But for sure we can tell that progress has been made in the art of nuclear fusion, just to repeat once again the Wikipedia quote (Storax Sedan):

"Had this test been conducted after 1965 when improvements in device design were realized, a 100-fold reduction in radiation release is considered feasible."

All these factors, all these four points presented here, spoke in favor of using the atomic bomb for landscaping when ignited in granite.

5. Applying the knowledge: the early GZM

Based on the techniques of nuclear landscaping



6. The nuclear crime: confirmed by momentum

Simply ask: “what do we see?”

We see a clear eruptive behavior, material is shooting up and out —forming a giant fountain of dust and debris. In physics we call it: *a vertical momentum upwards in a gravitational field.*



<https://i.pinimg.com/736x/77/d/9/3/77d9937ce48cb6be70407d2d95b963b261--wtc---american-history.jpg>

In the middle, the central black cloud of condensed iron vapor is visible, while the white eruption-like fountain is caused by the pressure discharge of the water and the evaporated rock.

A volcano also shows similar phenomena—eruptive behavior, material shooting up and out, forming a giant fountain of dust and debris.

However, this volume flow of a volcano's gas eruption ALWAYS generates a characteristic sound.

If our first assumption of an ERUPTION of the North Tower is true, then we should also be able to DETECT the noise of a violent volume flow in the audio recordings of September 11th.

This is easy: we simply compare the known sound-pattern of a focused gas eruption from the volcano Stromboli with the sound/audio of the destruction of the North Tower.

North Tower Acoustics:

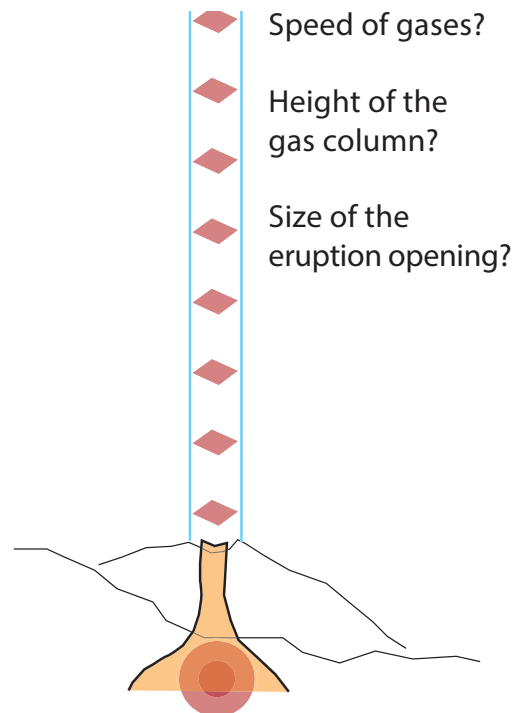
http://www.911media.de/videos/E02_Zweite_Beobachtung_de_html.mp4

Observation:
a focused gas eruption from a volcano



<https://www.youtube.com/watch?v=sTWR9MsVXCw&t=2m44s>

A simple model:
estimating Volume Flow




7. The nuclear crime: confirmed by volume flow

We heard a loud roar, which is—in the case of the North Tower—indistinguishable from the sound of a focused eruption from a volcano!

In physics we call it: friction of air masses, which as a corollary of violently flowing gases and induced pressure changes produce an acoustic effect/sound waves.

In the case of the North Tower the speed of the gases, height of the gas column and the eruption opening can also be estimated, leading to one conclusion: *the existence of a huge gas pressure chamber underground!*

<https://i.pinimg.com/736x/7d/93/7c/7d937ce48cb6be70407d2d95b963b261--wtc---american-history.jpg>



**Simply ask:
“what do
we hear?”**

At this stage of our argument the Ground Zero Model is supported by the observation of:

1. eruptive behaviour (vertical momentum)
2. volume flow of huge amounts of air masses



It anticipates the formation of a gas pressure chamber below the Towers by a nuclear process, as huge energies are required to create such a chamber.

However, even with the use of the water boosting technique radioactivity must have been released in a measurable amount, because the vaporized device enters the environment with the eruption gases.

In fact, the radioactivity can be calculated—meaning that according to the Ground Zero Model expected radioactivity can be calculated—as soon as we know the level of energy input.

In the picture on the right the results of uranium fission are shown.

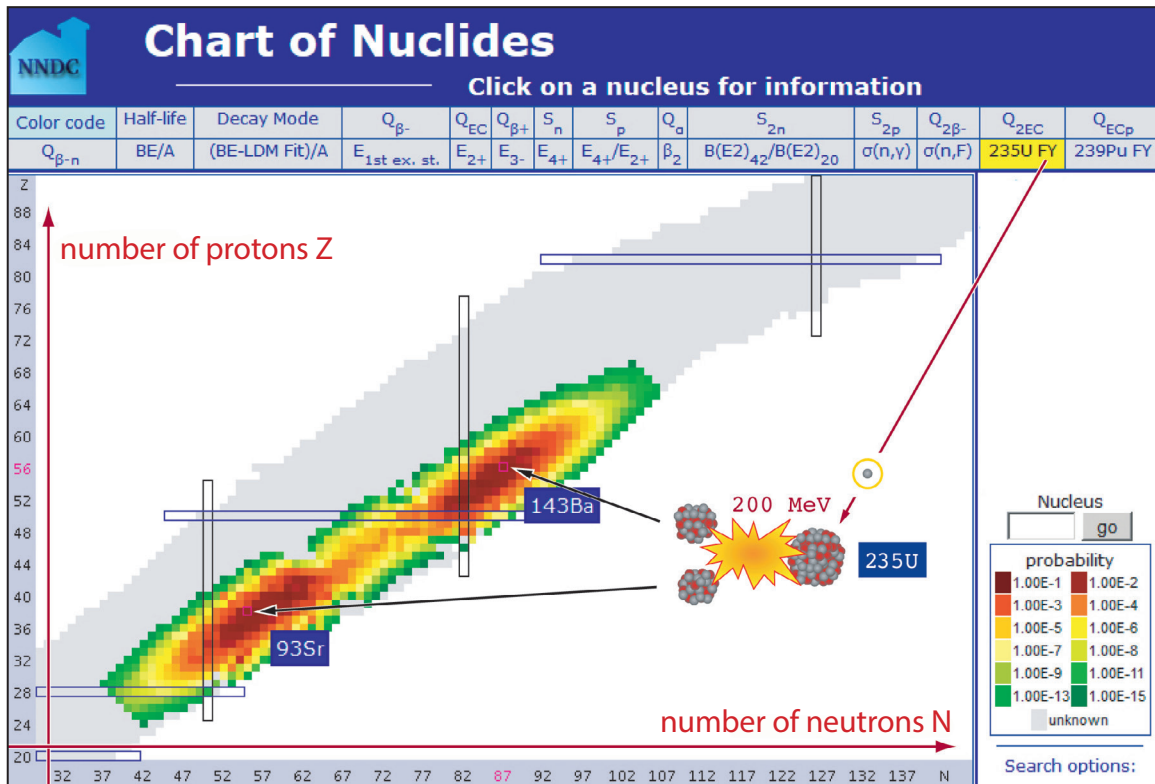
During fission uranium splits into two parts and forms two differently sized fragments.

These fragments vary in size and radioactivity. The graph shows the probability of these fragments forming.

The task now is to detect the long-lived isotopes from this nuclear fission.

8. The nuclear crime confirmed in the lab... and forgotten

However, the expected radioactivity can be calculated!



<https://www.nndc.bnl.gov/nudat2/reColor.jsp?newColor=235ufy>

From green to red the probability of formation of the correspondent isotope increases:

Green border region: low probability of formation of the correspondent isotope
Red "summit region": high probability of formation of the correspondent isotope

We had something on the hook. But we did let it go.

For its final proof the Ground Zero Model needs any—indeed: any, even a minor—but positive proof of radioactive radiation being present at Ground Zero.

This minor increase had been found.

It was the slightly elevated beta activity in the soil samples, found nearly twenty years ago.

The trace elements causing this increase in the signal should have been identified long ago and put into perspective to the entire mass of dust being present at Ground Zero.

Nothing like this happened. On the contrary, the increase was classified as “being far too low for a nuclear process”. And that was the reason for not further examining the cause of this increase.

<https://bit.ly/3h0nkdD>

The often cited analysis was performed by Dr. Paul Lioy on the basis of Liquid Scintillation Counting (LSC method). When performing the LSC analysis additives in a liquid emit a flash of light as soon as these additives are excited by radioactivity.

Is there any possibility to have a “time machine” activated and have a look at possible radioactivity levels—or at least something that would reveal radioactive radiation on September 11th, 2001?

As a matter of fact, there is.

**Characterization of the Dust/Smoke/Aerosol
that settled East of the World Trade Center (WTC)
in Lower Manhattan after the Collapse of the WTC 11th September 2001**

by Paul J. Lioy, et. al.

**“Beta activity was slightly elevated
but not more than twice the background level”**

With many months delay a first analysis of the dust took place

Radionuclides. We analyzed the gamma spectrum of the samples using an EG&G/Ortec high-purity Ge detector (50% relative efficiency) gamma counter (EG&G/Ortec Instruments, Inc., Oak Ridge, TN). We analyzed approximately 50 peaks based on statistical significance (counting/lack of interferences). These included thorium, uranium, actinium series, and primordial radionuclides. Liquid scintillation analyses were conducted for emissions on the total dust and smoke samples using a Packard Tri-Carb Model 2770 TR/SL (Packard Instrument, Meriden, CT). The MDA for alpha radioactivity was 0.30 DPM (0.14 pCi) based on a NIST-traceable ²²⁶Ra standard (National Institute of Standards and Technology, Gaithersburg, MD). When placed in the liquid scintillation fluid, the WTC samples are somewhat darker than the backgrounds and calibration standard, which may cause slight underreporting of the beta activity due to quenching and standard-to-sample efficiency bias.

Results

The general characteristics of each total settled dust and smoke sample are shown in Table 1; these characteristics indicate that the composition of major components in each sample were similar, with slight differences in total composition for the Market Street sample. Generally, the samples were very light and fluffy, and were white to pinkish-gray. The general physical appearance of the Market Street sample is shown in Figure 2 as an example. The mass of each sample was dominated by nonfibrous material and construction debris, and the Cortlandt and Cherry Street samples contained approximately 0.8% asbestos. In contrast, of the mass collected, the Market Street sample contained 3.0% asbestos. We found only background levels of alpha radionuclide activity by liquid scintillation counter analysis of all three samples. Beta activity was slightly elevated, but not more than twice the background level. There were no levels of gamma activity > 1 Bq/g except for naturally occurring potassium-40.

<https://www.ncbi.nlm.nih.gov/pmc/articles/PMC1240917/pdf/ehp0110-000703.pdf>

9. The time machine: looking for ‘nuclear fingerprints’

Editors note

As we would like to give the most accurate and up-to-date information this chapter differs slightly from the AZK presentation.



If we were to go “back in time” in order to look at what happened on 9/11 we might try:

- Attempt 1: getting some soil samples from directly under the towers
- Attempt 2: getting some remains from the towers
- Attempt 3: find some recordings, which would reveal the influence of radioactive radiation beyond any doubt

Attempt 1 fails at once for purely political reasons. Requesting the permission to drill a borehole under the Towers in order to perform a radioisotope analysis of the samples is impractical, mildly spoken.

This first, simple and scientifically correct way can only be achieved by the will of the people, expressing their will together, powerfully demanding truth collectively.

Attempt 2 has been tried before, by either analyzing some dust samples or simply by measuring radioactivity with a Geiger counter. We also purchased a sample on Ebay in late 2019.



The picture on the left shows our Ebay sample on the kitchen table.

A lump, consisting of steel, concrete and stone baked together.

With the help of a Geiger counter no signal could be detected.

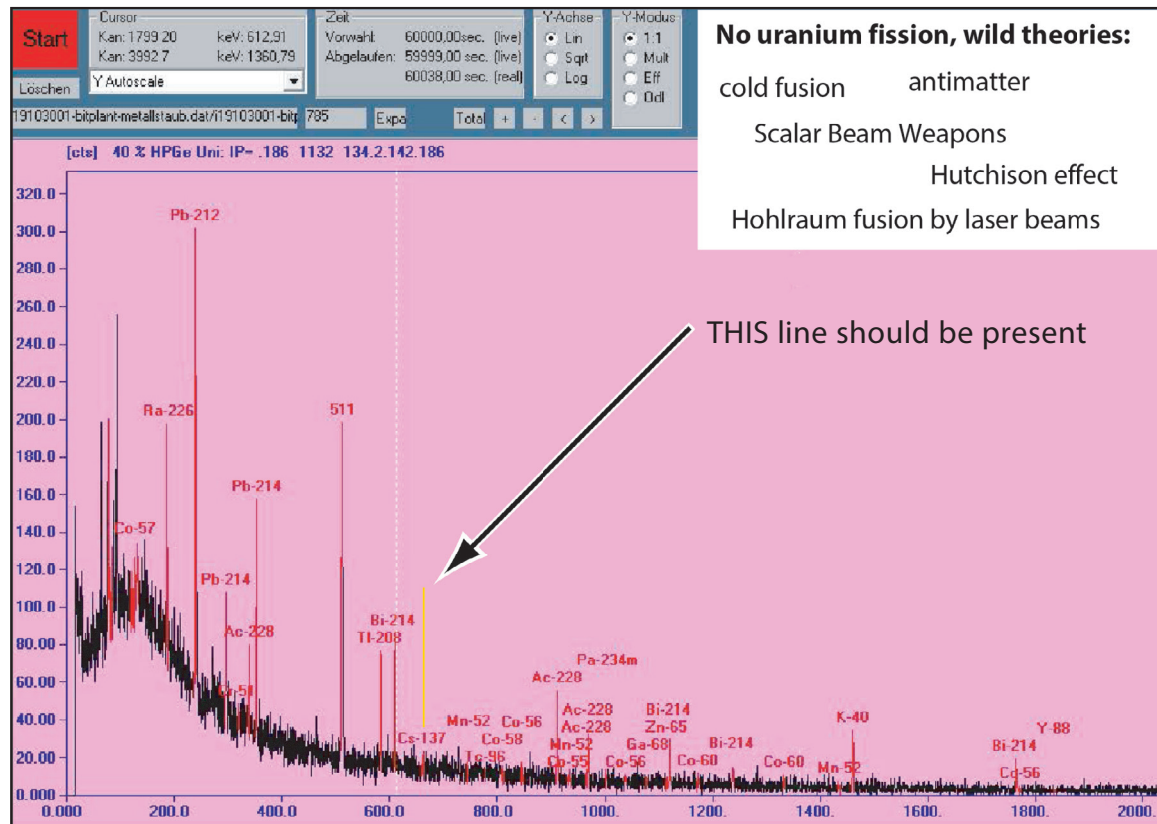
It should come as no surprise that no signal is detected here with a cheap Geiger counter, as the alpha and beta particles are masked by the iron.

However, a third sort of radioactive radiation does exist, called gamma radiation. This radiation is able to traverse solid substances with relatively high energy, and you would need about one inch of lead to stop it.

A nuclear fission process reveals itself by an energy line of radioactive cesium-137, and it was that energy line we were looking for.

And so, being confident that we could provide the easy-to-detect energy line of Cs-137 at an energy of 662 keV our sample embarked on a wondrous journey from the kitchen table in the USA into a gamma-spectrometer at a German university.

However, to our great surprise, the energy line did NOT reveal itself: the sample was and is inconspicuous. We thus failed in our second attempt to reveal a nuclear fingerprint in the Ebay sample, allegedly representing remains from the Twin Towers.




Second attempt: failed

The absence of the energy line of cesium-137 is the switch point for many physicists. They either abandon the nuclear hypothesis completely—or go mad.

Here we are, with the main laws of physics clearly confirming a nuclear process: energy, momentum and mass conservation/volume flow indicate it. Positive beyond any doubt.

And—here we are—with one of the best spectrometers in the world at our disposition, ready to confirm casually a subordinate radiation component. And the outcome is negative.



The letter containing our sample was placed inside a gamma ray spectrometer with lead shielding.

It rests on a detector of High Purity Germanium which is cooled by liquid nitrogen.

Even after 16 hours no significant signal could be detected.

Fools day!

Of course, we may have been cheated and simply bought iron slag from the high temperature oven. But we assume that our sample from an FDNY fireman was authentic and that many other samples studied in other laboratories lead to the same results.

Then the slag is a typical sample, but somehow not meaningful.

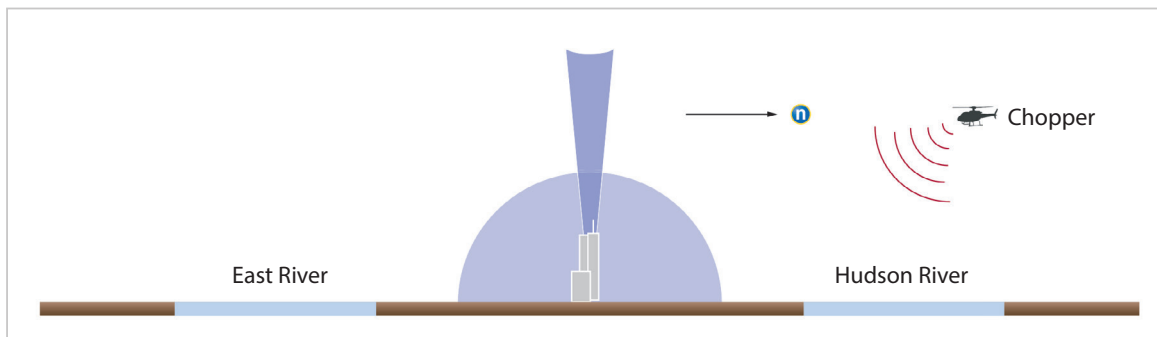
Some genius—or some devil—laughs at us. This is a different game. A master was at work.

Third attempt: recordings

The significance of the helicopter cameras

Several helicopters were quickly in the air soon after the first impact.

The sketch below shows the situation with the choppers over the Hudson River, with Manhattan and the WTC in the center.



Very soon all of these news media helicopters were ordered to stay at a distance of 5 miles from the Towers, which might seem exaggerated for any news coverage, as even the best cameras can only provide very poor, blurry images from such a distant vantage point.

In the years that followed the helicopter images were downgraded as being useless because of their low quality; not only were the blurry images difficult to watch, in addition they showed extreme static noise, smears and even blackouts. Nothing worth seeing.

However, for our detective story, these failures are critical. In fact, they reveal something that's remained hidden until now. They captured something—I suppose to the horror of the perpetrators—that is well known in physics: interaction patterns and electromagnetic pulses or noise caused by... something.

At the time of the AZK conference in Switzerland, these interaction patterns were presented as a direct particle interaction of the chopper cameras with neutron radiation.

It turned out that this must be corrected to: *extremely bad electromagnetic weather on a dry, warm and sunny day.*




Chopper 12 (WNYW-TV)

In the air over Long Island the film shows spectacular, long-lasting static fire in the cameras.

Reporter: Unknown

Microphone: **ON**

Video: <https://www.youtube.com/watch?v=WeemmQEMmGo&t=1m10s>



ABC News Chopper

Flying away from the scene, over Hoboken, NJ. We see violet smears and black silverfish in the image.

Reporter: Unknown

Microphone: **ON**

Video: https://www.youtube.com/watch?v=1sByhgN_noA



Chopper 4 (WNBC-TV)

Flying over northern Manhattan, looking South, the film shows sharp pulses of interaction, limited to a few minutes.

Reporter: April Amonica

Microphone: **ON**

Video: <https://www.youtube.com/watch?v=ZAIA-H4QJRo&t=6m9s>



WCBS-TV Chopper

Looking east the film shows something strange: "dragging" parts of the image to the left.

Reporter: Unknown

Microphone: **OFF (STANDBY)**

Video: <https://www.youtube.com/watch?v=007pcpMihSY&t=1h20m20s>

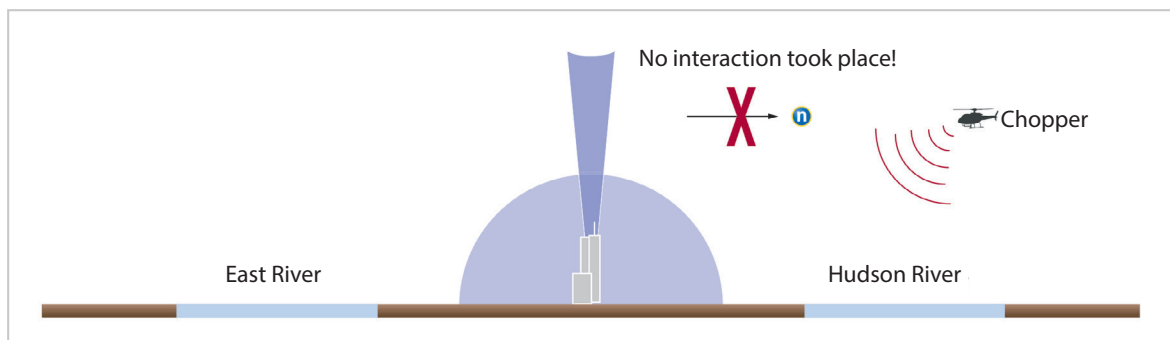
Third attempt: failed?

NO direct particle interaction in the cameras

According to a fierce opponent of the GZM our third attempt in presenting a clear fingerprint of a nuclear process failed utterly.

Although neutrons DO blind pixels in cameras (photo of an experiment seen below), the static fails we observed are the simple cause of a distorted signal during the live transmission—from the Chopper to the ground station.

Therefore, we did detect nothing unusual in the good old times of analogue wireless transmissions. Or so it would seem.



Experimental Setup: white dots appear in the cell phone's camera below, after being placed in front of a neutron source (a lethal 10 Sv per hour radiation dose).



https://www.youtube.com/watch?v=MsG6JsMAJ_Q


However, this third ‘fail’ leaves us with a set of very challenging questions:

- what did cause the extreme electromagnetic bad weather on a sunny day?
- why were these effects also seen on the ground?
- why was this “bad weather” present BEFORE even the first Tower fell?

Something affected the cameras directly, causing violet smears and even the loss of frames.




www.911media.de/videos/UA175.mp4



<https://www.youtube.com/watch?v=-RXPzHOJE>

This “something” lasted for hours, not seconds



Source (WNYW; camera: Keith Lane): <https://www.youtube.com/watch?v=LxSWx4LeKN4&t=4m12s>

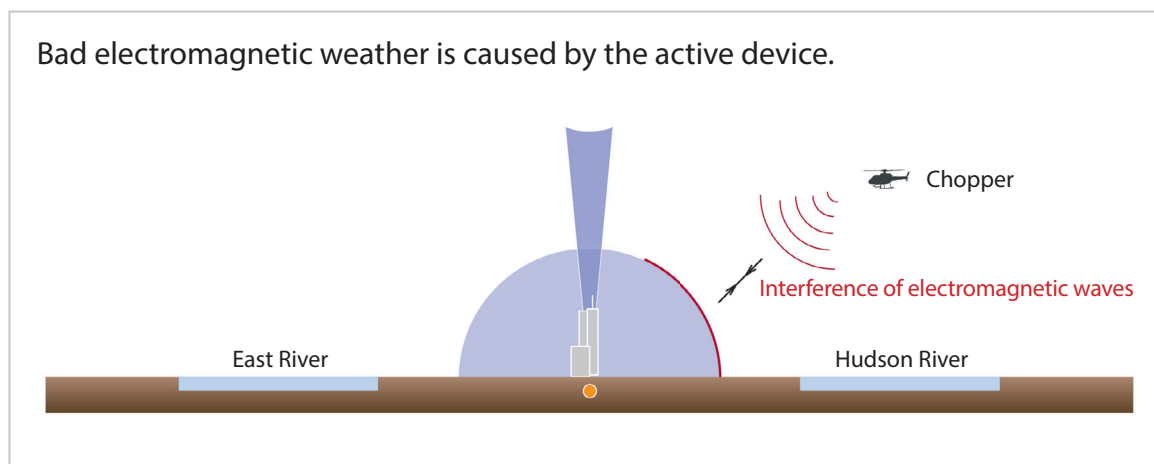
10. The need to change the model: not a bomb! ... but a nuclear process

The absence of information when it should be there, is information.

We did NOT have:

- a strong seismic signal (an explosion)
- normal (undisturbed) pictures from the choppers
- a loud detonation boom
- a clear signal in the Geiger counter, several months after the event

The Solution: a reactor with nearly perfect Shielding



The above translates positively to:

- we had a weak seismic signal (a slow, but very high energy input in the ground)
- we had a distorted signal from the choppers
- we had a loud roar during destruction of the Twin Towers
- we have a nearly perfect shielding or encapsulation of the nuclear process underground

Nonetheless: the unambiguous fingerprint is missing

The situation is of course near to ridiculous. Not being able to present the evidence of a nuclear process neither in soil samples, nor in the remains of the Towers, nor having the proof of a direct particle interaction in the cameras, we maintain our claim.

So, you may ask: what is this all about?

We believe in physics, in the most simple and basic principles which are energy, linear momentum and mass conservation. All other laws are subdued: they obey, they can't dictate.

But we acknowledge: we face the work of a genius.



Camera Fails: Induced by SOMETHING:

http://www.911media.de/videos/EO5_GZM_Radioaktivitaet_Lioy_de_html.mp4

11. Edward Teller and the Negative Void Coefficient

Edward Teller has the nickname “Father of the Hydrogen Bomb”. It would be more precise to say: “Master of neutron flux”.

Not only did he design the most lethal weapon on earth, he was also a strong supporter of nuclear landscaping and the use of nuclear power for civilian applications.

One of his outstanding conceptions for civil applications was the design of the TRIGA reactor, in his own words:

“The group was to design a reactor so safe that it could be given to a bunch of high school children to play with, without any fear that they would get hurt.”

<https://en.wikipedia.org/wiki/TRIGA>

It’s the fuel mix, boys!


The joke describing a critical situation *“if it can break down it will break down”* no longer applies to the TRIGA concept (TRIGA: Training, Research, Isotopes, General Atomic).

The Master of neutron flux designed a reactor which would shut itself down when getting too hot, shutting itself down by its OWN FUEL CHARACTERISTICS.

No mechanical components were involved in the magic. When growing too hot, the uranium fuel would release steam bubbles, thus expanding on a microscopic level.

This growing void, the space between the uranium fuel suddenly filled with additional steam bubbles, would separate the fuel, thinning it out so to speak: the gate for neutrons is open.

The neutrons, which would otherwise stay inside the fuel and start the chain reaction escape the reactor core. And even if scattered back, they will only meet thinned out fuel, unable to sustain a growing chain reaction. The void coefficient is negative.



Microstructure of a TRIGA LEU fuel rod (Low Enriched Uranium) after outgassing

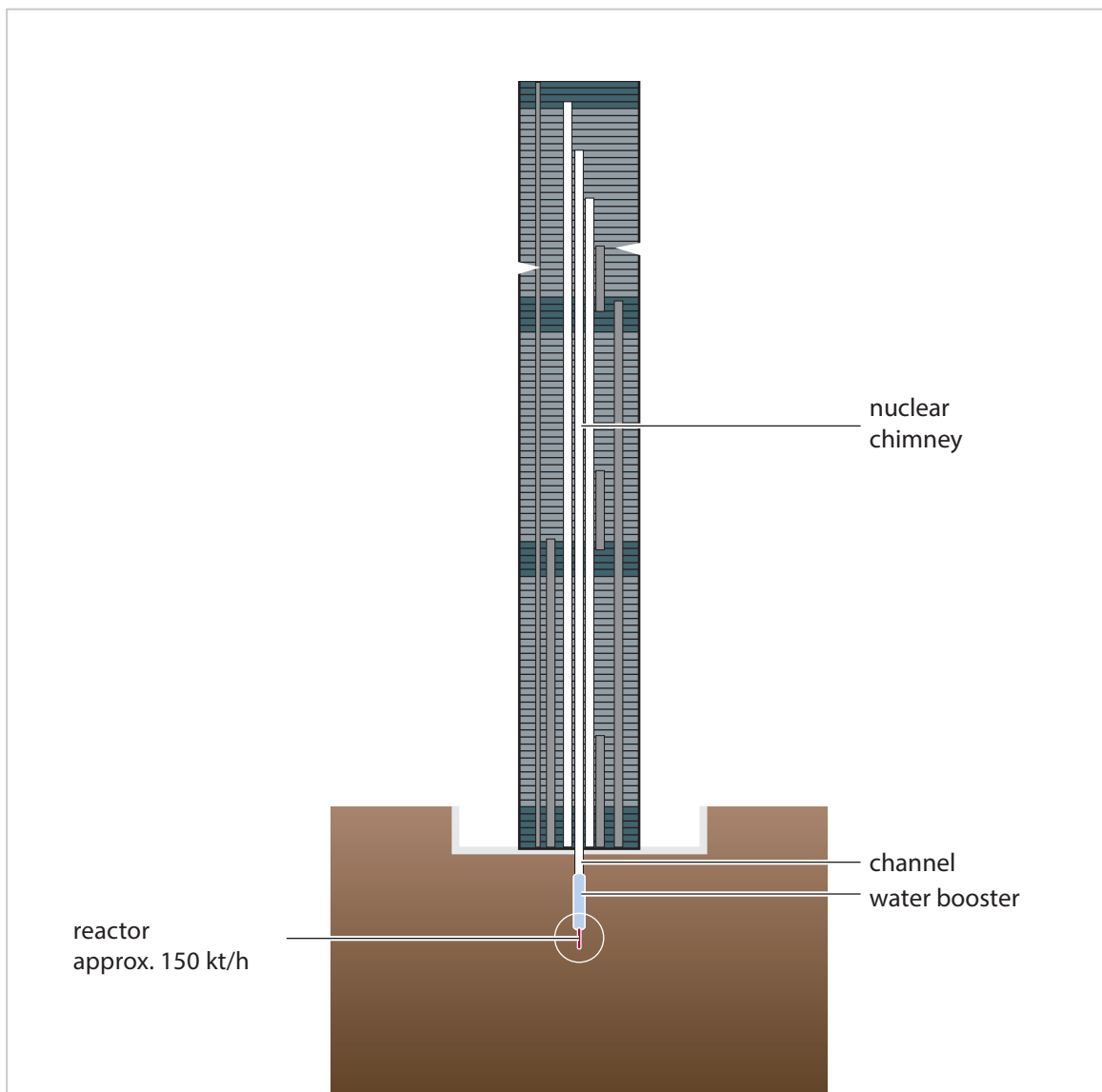
Source (page 12): <http://library.sinap.ac.cn/db/yuanjian201004/%E5%85%A8%E6%96%87/40026100.pdf>

12. September the 11th and the Positive Void Coefficient

Playfully, you can reverse the principle. You choose a fuel mix that will work for some time, and then explode. This is called a Positive Void Coefficient.

Unlike the first design the device is not placed in the center of the water booster, but now its placed at its very bottom and will release its 150 kt total energy during one hour.

This leads to very curious phenomena.



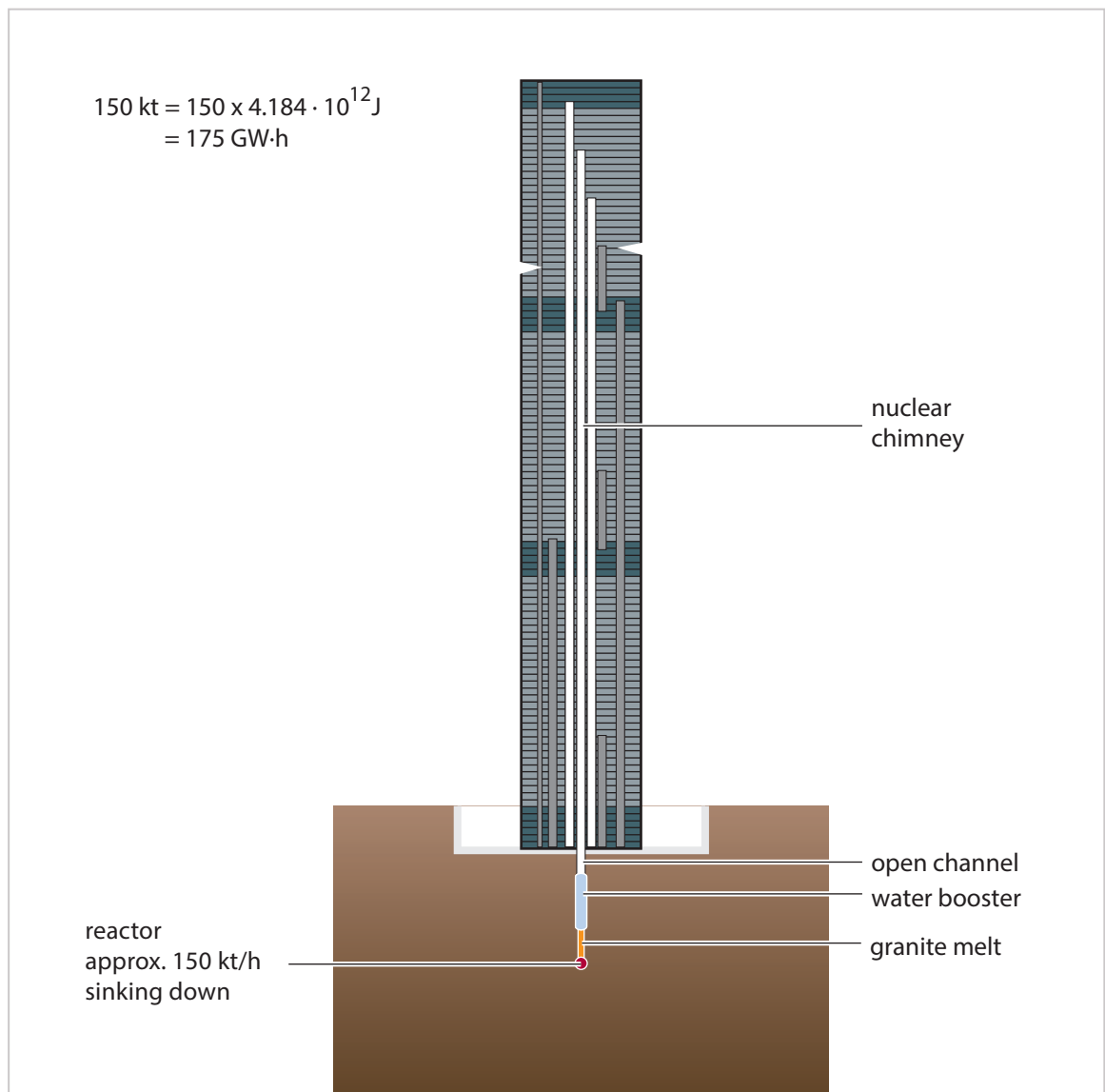
Phenomenon 1: the China syndrome

A reactor core with an energy output of 150 kt per hour would melt its way down right into the liquefying granite—as said in the movie: “all the way down to China”. Of course this is an exaggeration, the reactor core melts down meters, not miles.

https://en.wikipedia.org/wiki/The_China_Syndrome

NOTE: At this time the automated fire extinguishing system flooded the Tower with thousands of liters of water. William Rodriguez saved two people from drowning in a Freight Elevator at the B-3 level.

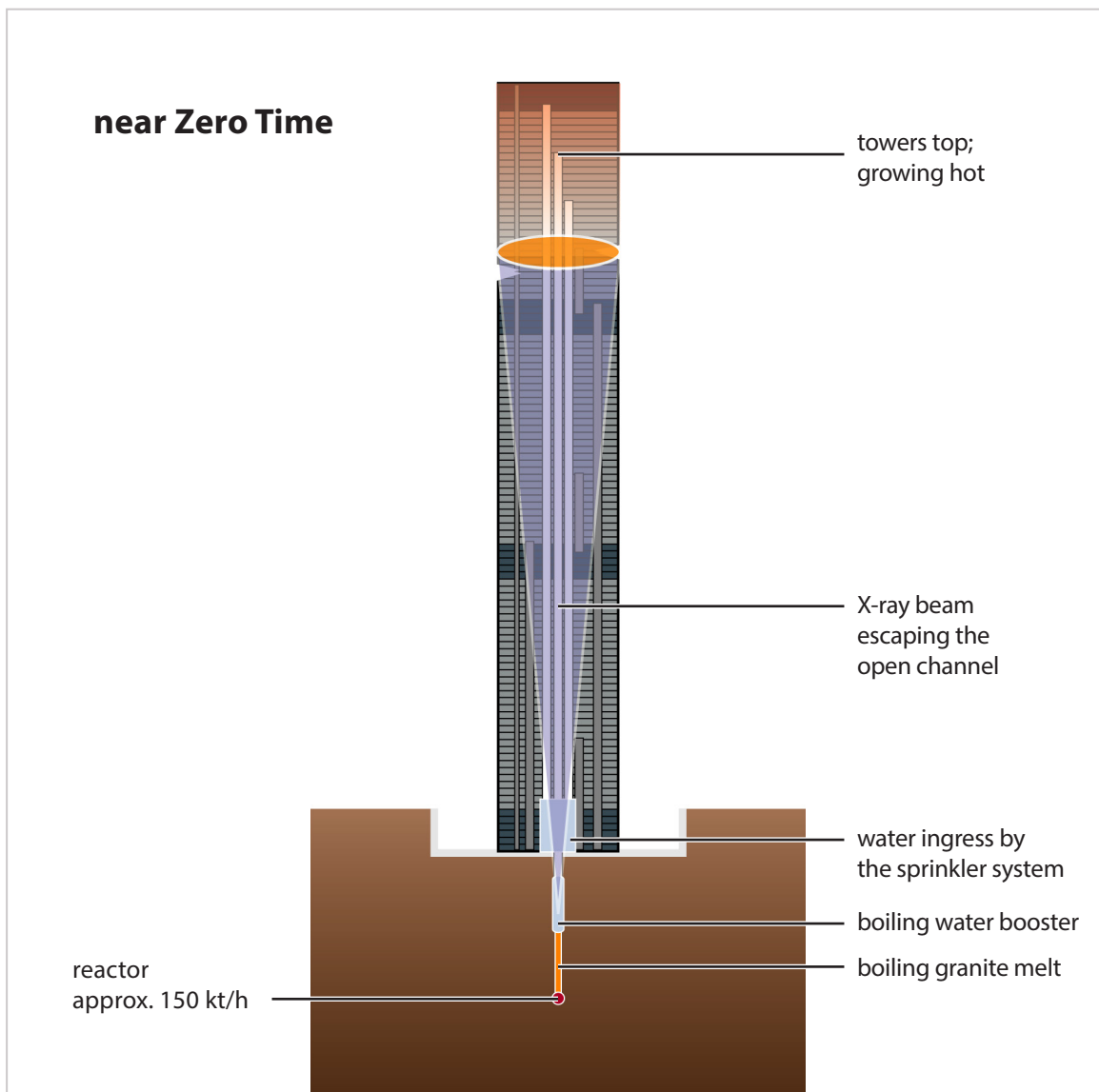
<https://www.youtube.com/watch?v=rbZsoCuPD-w&t=18m42s>



Phenomenon 2: X-ray and bad electromagnetic weather

This reactor core would cause the granite to boil, the contents of the water booster above would also boil. Both liquids would be separated by a steam cushion. Both liquids would be filled with gaseous bubbles of their own medium, respectively granite and water steam bubbles.

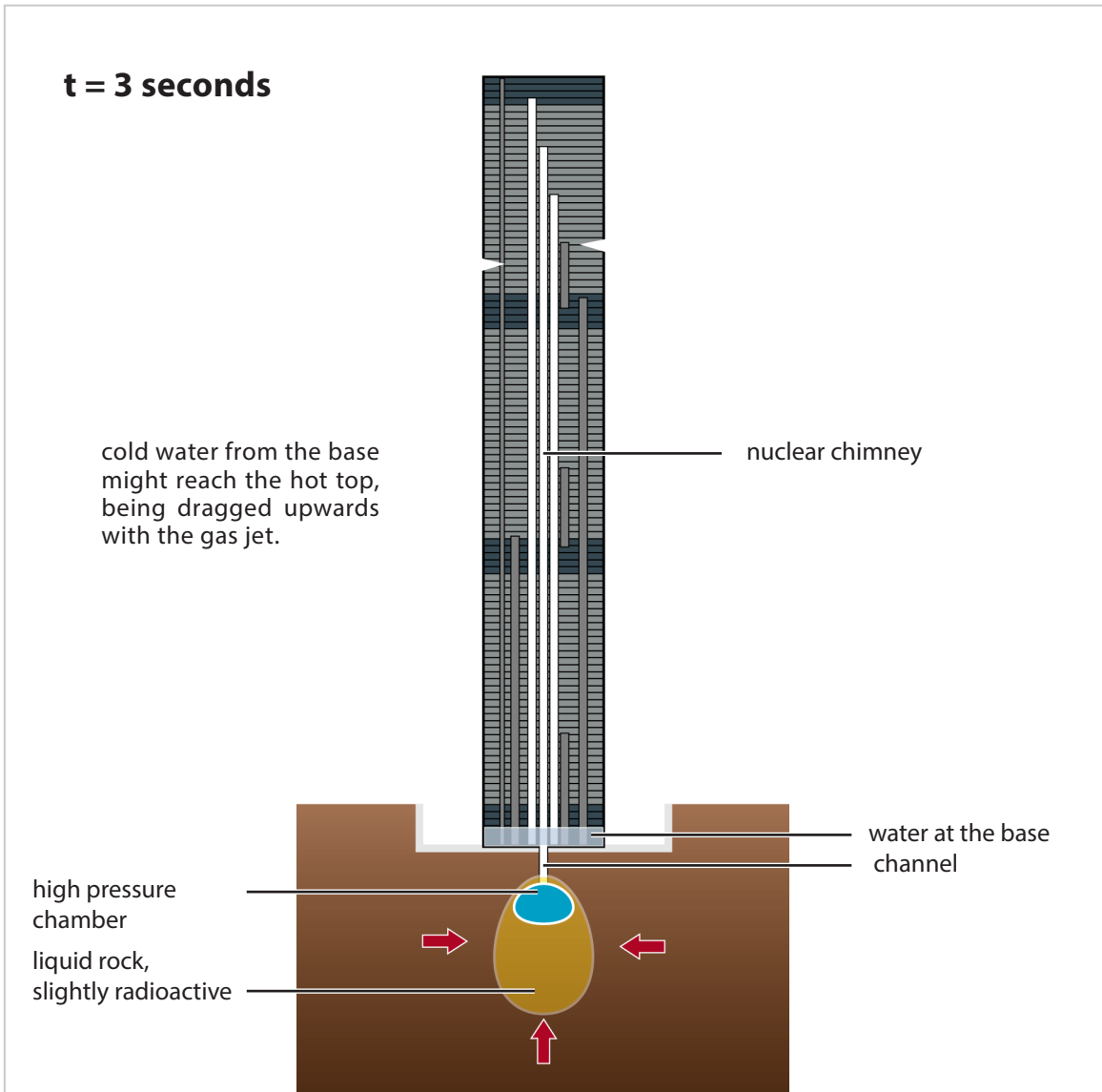
X-ray and other electromagnetic radiation would be able to escape through the bubbles into the building, heating up the towers' top.



Phenomenon 3: meltup, ignition and — calm

The reactor core will explode if the fuel mix is chosen accordingly and supercriticality is achieved either by the fuel itself or by a sudden increase of neutron flux. The explosion is relatively soft, a kind of deflagration or nuclear fizzle. The picture below shows the situation after 3 seconds, the mixture is still trapped in the granite.

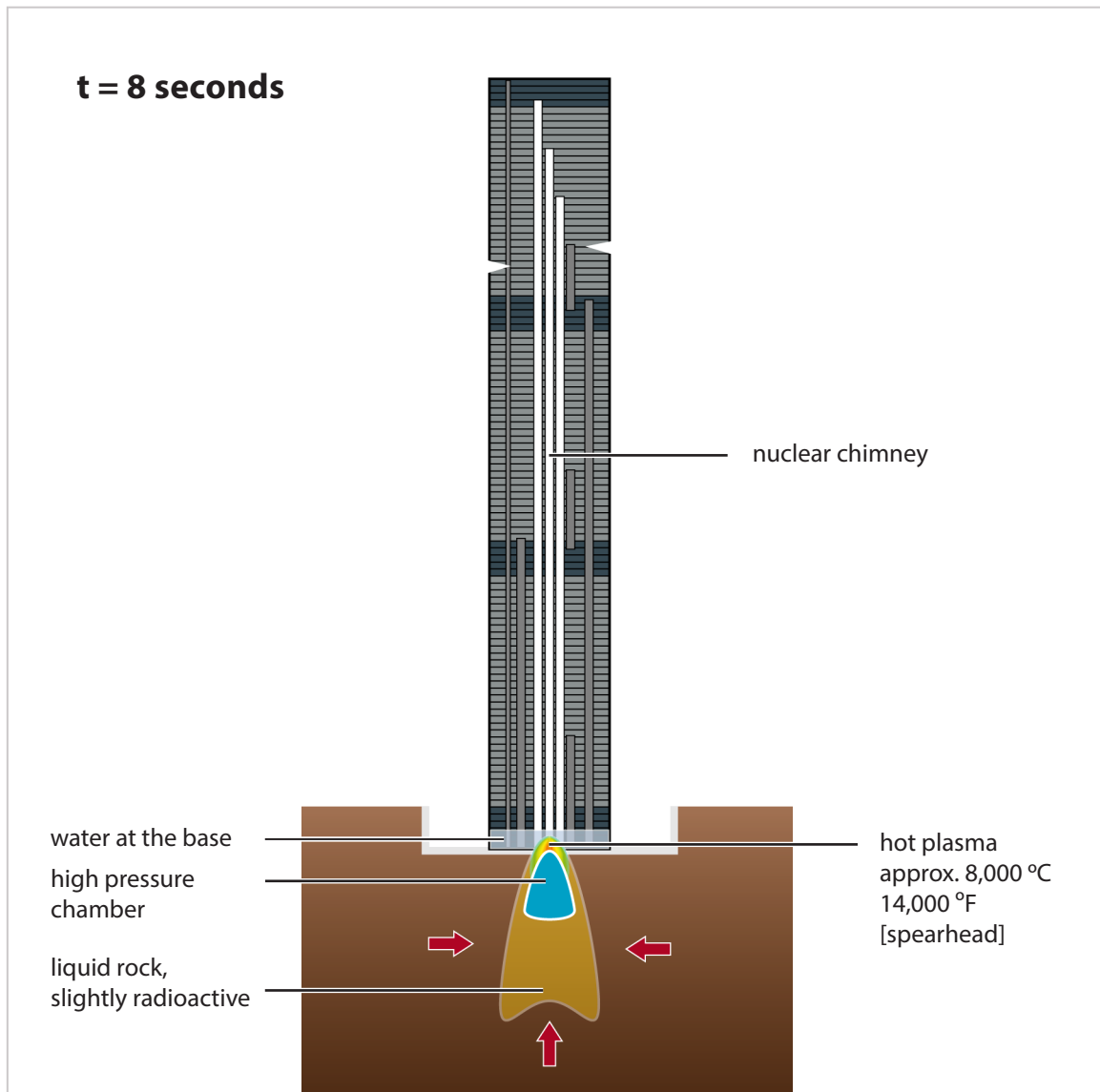
NOTE: The elevator shafts in the subbasement are now filled with water; possibly the floor at B-5 is also flooded. Cold water from the base might reach the hot top, being dragged upwards with the gas jet.



Phenomenon 4: the breaking of the storm

Due to the inclusion in the granite for several seconds, the extremely hot nuclear plasma can collect at the top before the eruption (hot material will always rise). The result is a kind of spearhead at 14,000 °F.

The 14,000 °F is an estimate. The value from the literature is only 9,000 °F and 200 bar for an equilibrium state that is not reached here ([see ANNEX, page 168](#)). Eight seconds after explosion the mixture breaks through the channel and enters the tower.

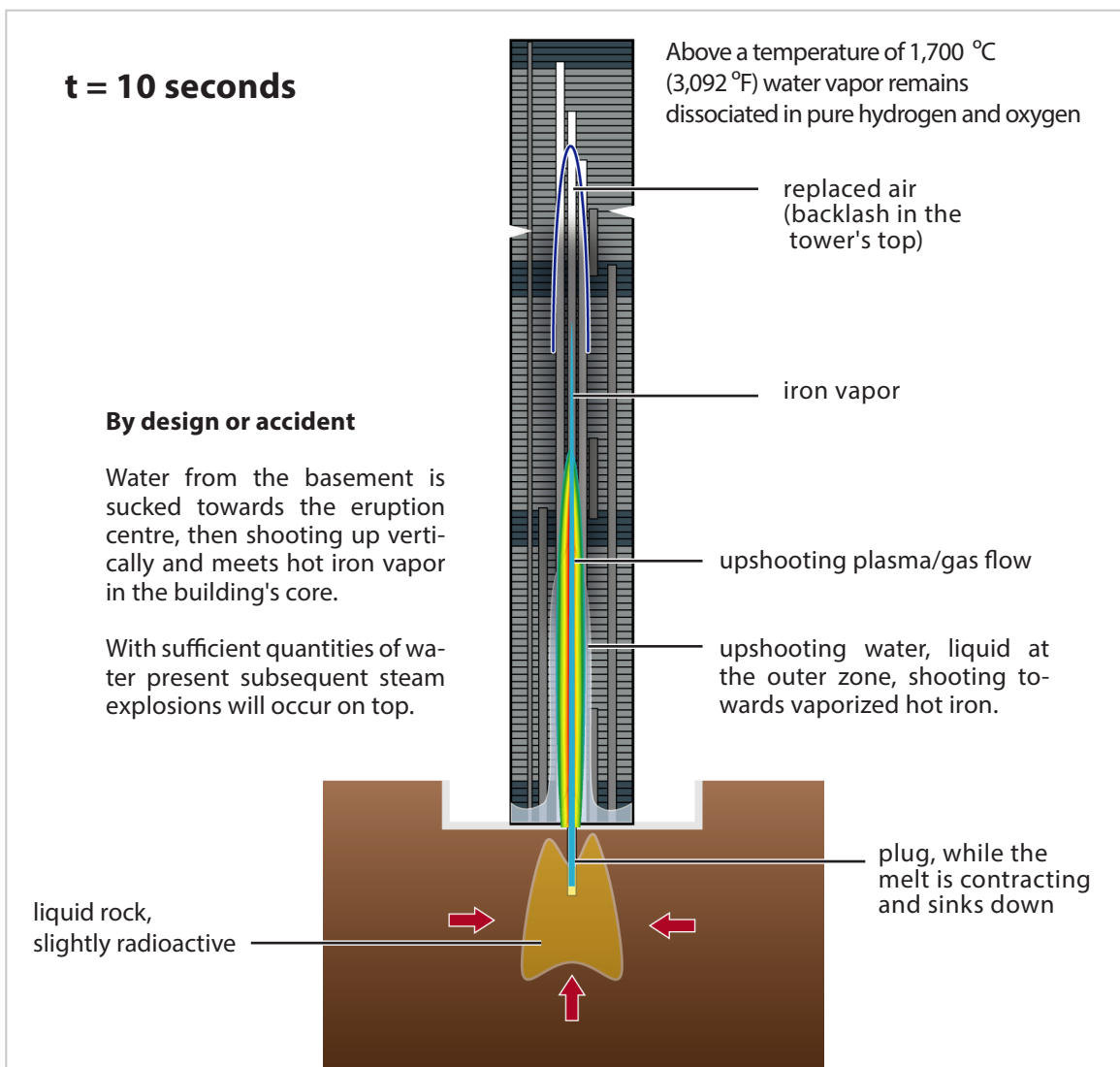


Phenomenon 5: evaporation and eruption

The nuclear plasma has evaporated the inside of the tower. It follows the backlash of the pressure wave in the tower's top by the displaced air. After the eruption—and that is the important thing—the inside of the tower collapses and seals the shrinking hyperbaric chamber with a melt plug; It is self-sealing.

This does not create a cavity, but the liquid stone melt sinks downwards. Only on the surface some slight depressions will form. Surface parts of the contaminated melt plug were most likely removed with the very last truckload leaving Ground Zero.

Interview: <https://www.youtube.com/watch?v=VBYF0B-74Mg&t=1h15m40s>



Phenomenon 6: blackouts

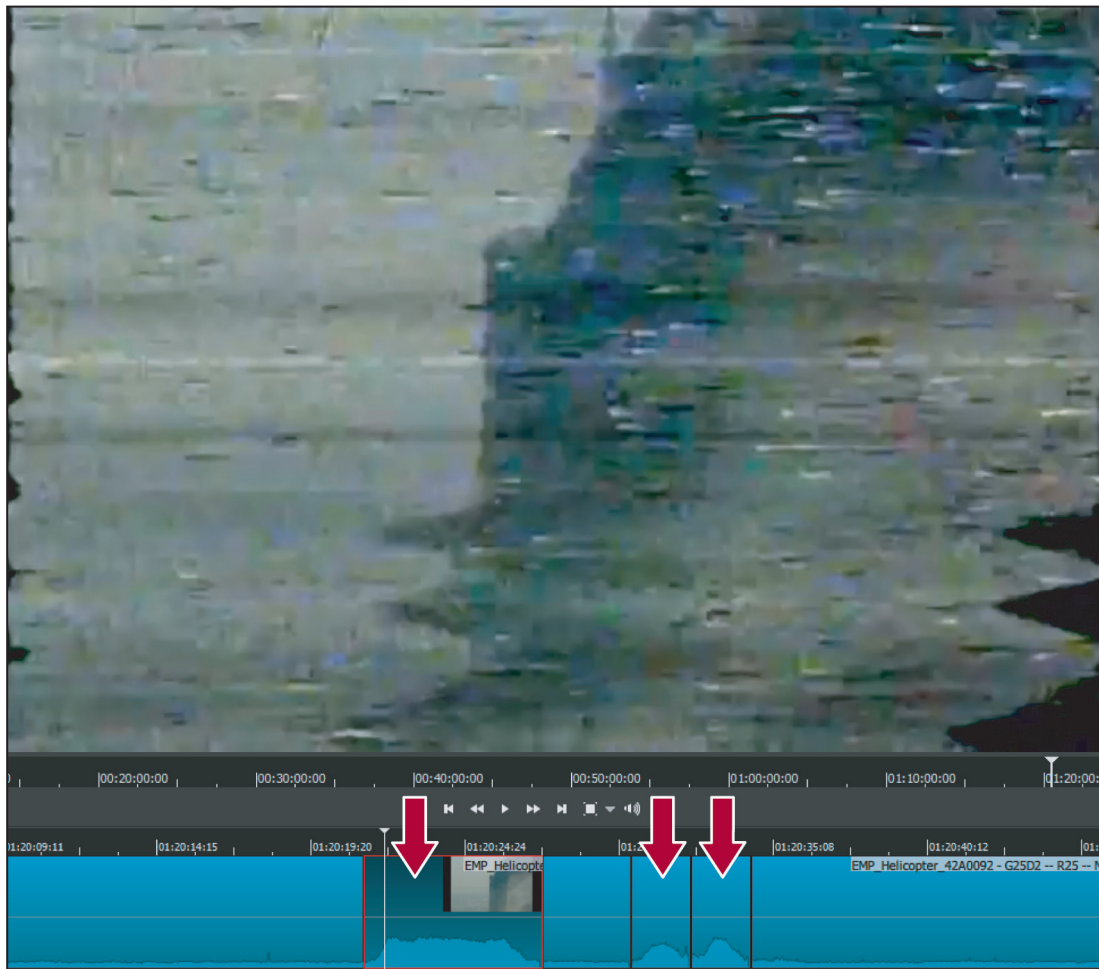
The picture from the WCBS-TV Chopper has been shown before, as a still. It was taken at the moment of the North Tower's collapse. Ten seconds prior to collapse, the picture goes COMPLETELY BLACK for about one second. Then it stabilizes again for a few seconds, just in order to suffer two minor losses of the signal.

Video: www.911media.de/videos/G08_Strahlungsbombe_001_de_html.mp4

The audio track (with the micro in Standy-by position) also shows the same pattern:

MAXIMUM—VALLEY—PEAK 1—PEAK 2

The Chopper registered three strong impulses (WTC1)



www.youtube.com/watch?v=007pcpMihSY&t=1h20m20s

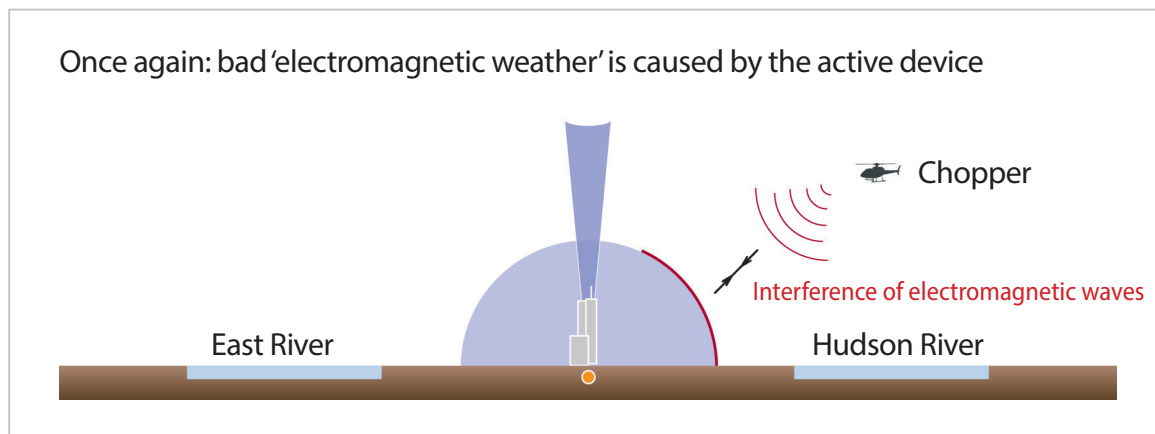
13. The nuclear fingerprint: the proof we present

To get this matter clear as day—and arguing within the range of our limited possibilities—we want to state publicly:

- we do not claim having found a nuclear fingerprint in soil samples
- we do not claim having found a nuclear fingerprint in the remains of the Towers
- we do not claim having found a nuclear fingerprint of direct particle interaction in the cameras (being unable to test the cameras or to examine the original films)

However, we do claim having found an unique pattern of distorted signals, being caused by a very sensitive interaction between electromagnetic waves.

We state that this distortion was caused by the interference between the live transmission signals of the Chopper and the Ground Station. These patterns might not be present in the RAW data of the choppers original film material.



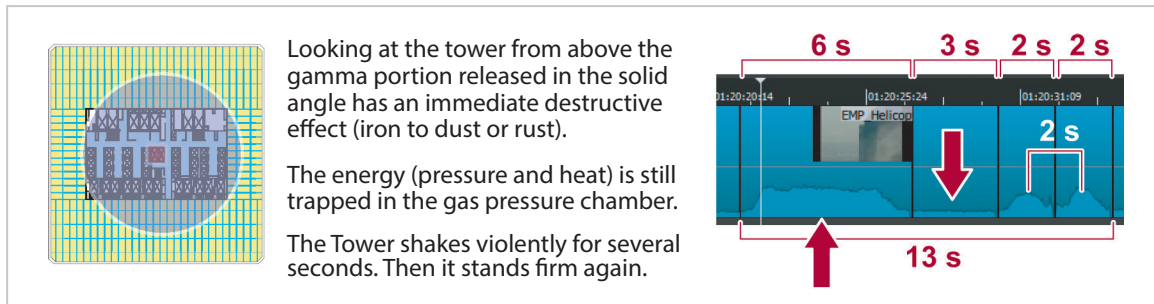
The unique pattern of the distortion in the graphical signals (caused by the interference) coincide with the distortion in the audio track (caused by the interference) – and it coincides with the observed phenomena on the ground *in situ*:

QUAKE—SILENCE—NOISE—ERUPTION

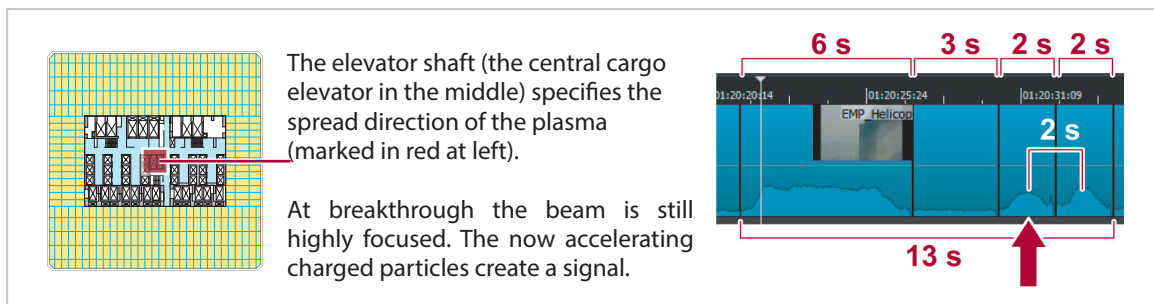
It is this and only this signal which we would like to present to the public as *THE* nuclear electromagnetic fingerprint of the 9/11 event:

MAXIMUM—VALLEY—PEAK 1—PEAK 2

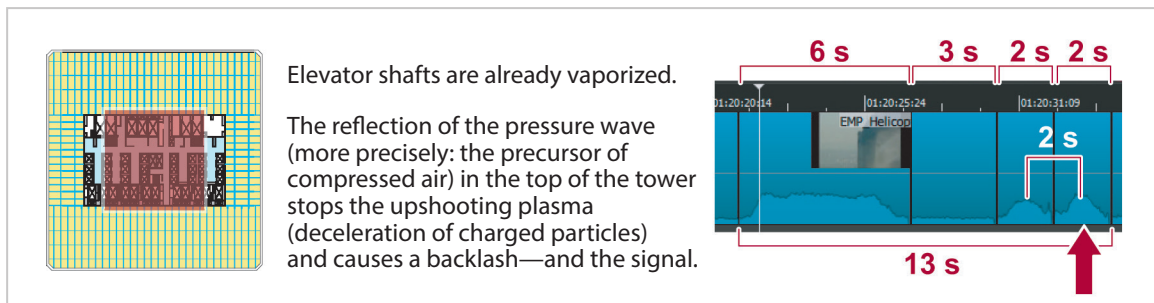
MAXIMUM: (6 sec.) and VALLEY (3 sec.) = zero time & inclusion



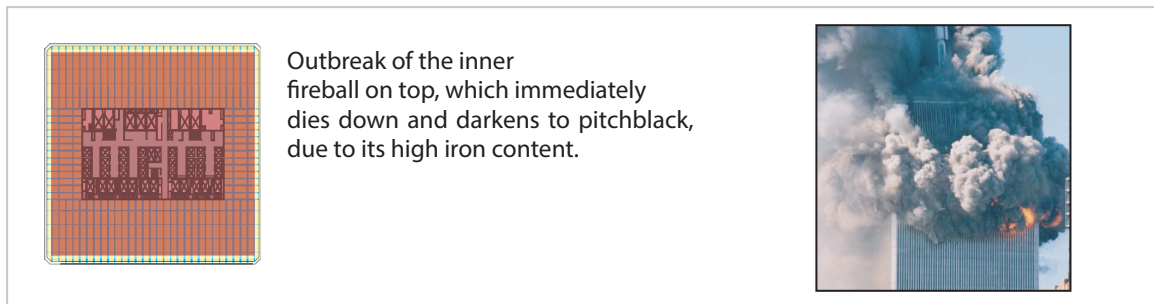
PEAK 1: (2 sec.) = breakthrough



PEAK 2: (2 sec.) = impact in the tower's top



AFTERMATH: (PEAK 2 + 1 second) = collapse



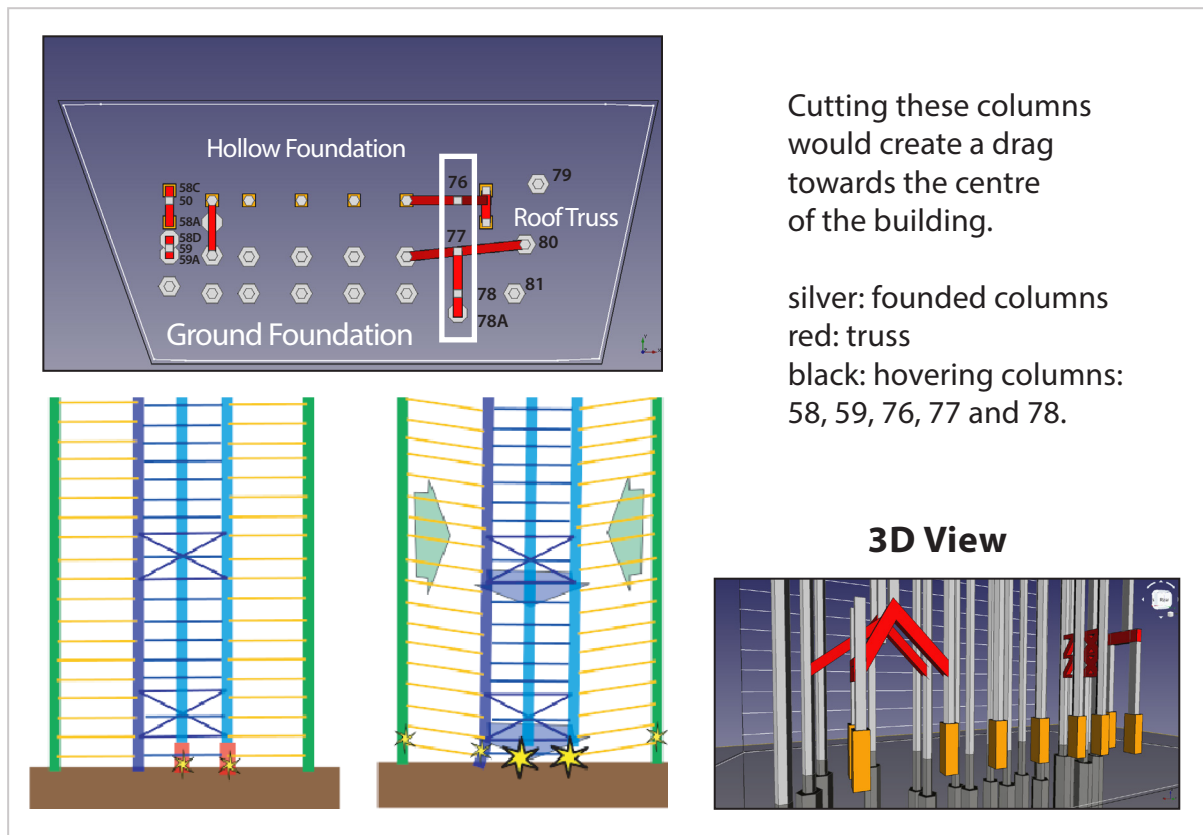
14. Blueprints of destruction; Building 7

http://www2.ae911truth.org/downloads/NIST_WTC7_FOIA_11-209.zip

The blueprints of Building 7 reveal a remarkable feature, discovered and analyzed by physicist Andreas Pieper.

Several vertical columns were not directly grounded, but rested on trusses.

1st and 2nd floors resting on some HOLLOW COLUMNS



<https://911gzm.org/9-11-wtc-ground-zero-modell/wtc-7/>

Mr. Pieper writes:

"This hypothesis is supposed to be a sufficient explanatory model of why the eastern penthouse collapse is about 6 seconds sooner before the collapse of WTC 7 begins. This observation in the study of Professor Hulsey is so far not understood."

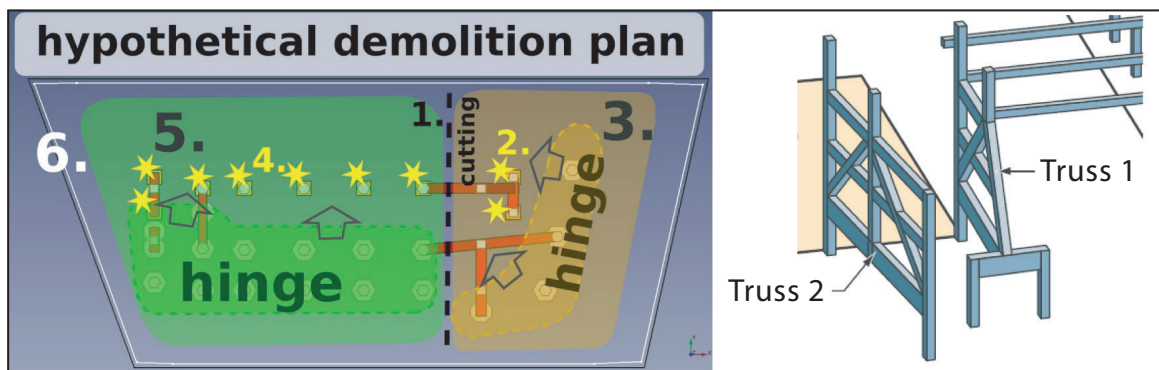
REFERENCE: <http://ine.uaf.edu/wtc7>

Assumption

The demolition of WTC 7 was also planned prior to destruction but the scheme was not even discussed by the A&E Fairbanks study by Professor Hulsey—they did not look for the cause.

FACT 1: the blueprints

The structural analysis of the blueprints shows a predetermined breaking point if explosives were detonated at specific columns.



<http://911gzm.org/9-11-wtc-ground-zero-modell/wtc-7/>

Even if exploding these horizontal trusses might not be sufficient to collapse the building, it would at least severely destabilize it and create a drag, towards the center, most pronounced at the position of ... The Penthouse (which collapsed first).

FACT 2: witness Rachel McIntosh

The Building 7 architectural blueprints were seen by an employee (Rachel McIntosh) of the architectural firm tasked with reinforcing the Mayor of NYC's Building 7 bunker. The blueprints show, unambiguously and in very clear language, a built-in demolition plan, a demolition plan as part of the architectural drawings. She comments in the video linked below that all of the employees of the firm knew that—as they watched WTC 7 fall on live TV and it was reported that it fell because of fires—this was a lie. In fact, in the video she claims they briefly questioned the media's "fire" narrative.

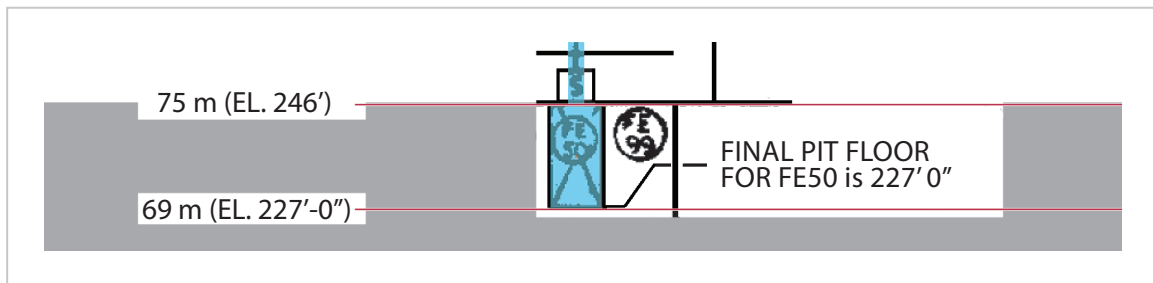
Video - Rachel McIntosh interview:

https://drive.google.com/file/d/16tfuP9QV5tZ--l_0UD5JrIBBq81-p35t/view?usp=sharing

15. Blueprints of destruction; Twin Towers

<http://911research.wtc7.net/wtc/evidence/masterplan/docs/page14.jpg>

The blueprints of the Twin Towers reveal nothing unusual, except a little well directly in the centre of the building, needed for holding the ropes and cablings of the central Freight Elevator 50 (FE50).



http://911research.wtc7.net/wtc/evidence/plans/doc/pac1TowerA/LA23_0.png

Assumption

This small innocuous well—which according to the blueprints was driven down only 19 feet into the granite—plays an important role in the destruction of the Twin Towers, planned prior to their construction. For a few seconds it served as the eruption channel.

FACT: eye witness Dimitri Khalezov

Military expert Dimitri Khalezov claims that he knew about the ‘military blueprints’ of the Twin Towers and that under this very pit a nuclear device with an energy output of 150 kt could be placed [or already rested there] for a possible “emergency nuclear demolition scheme” (page 336 of his book *911thology: the 3rd truth*).

According to Dimitri Khalezov, at right, the device had to be placed at a depth of 164 feet or 50 meters below the foundations, which is 62 feet or 19 m above Elevation ZERO of the official and available blueprints.

<http://911research.wtc7.net/wtc/evidence/masterplan/docs/page14.jpg>



In his book (page 338) he mentions that the devices were not placed vertically, but did come from WTC7. There is no proof for the existence of these secret tunnels, which must have been running very deep in the rock between the buildings.

www.911-truth.net/9-11thology-third_truth_v4_full.zip

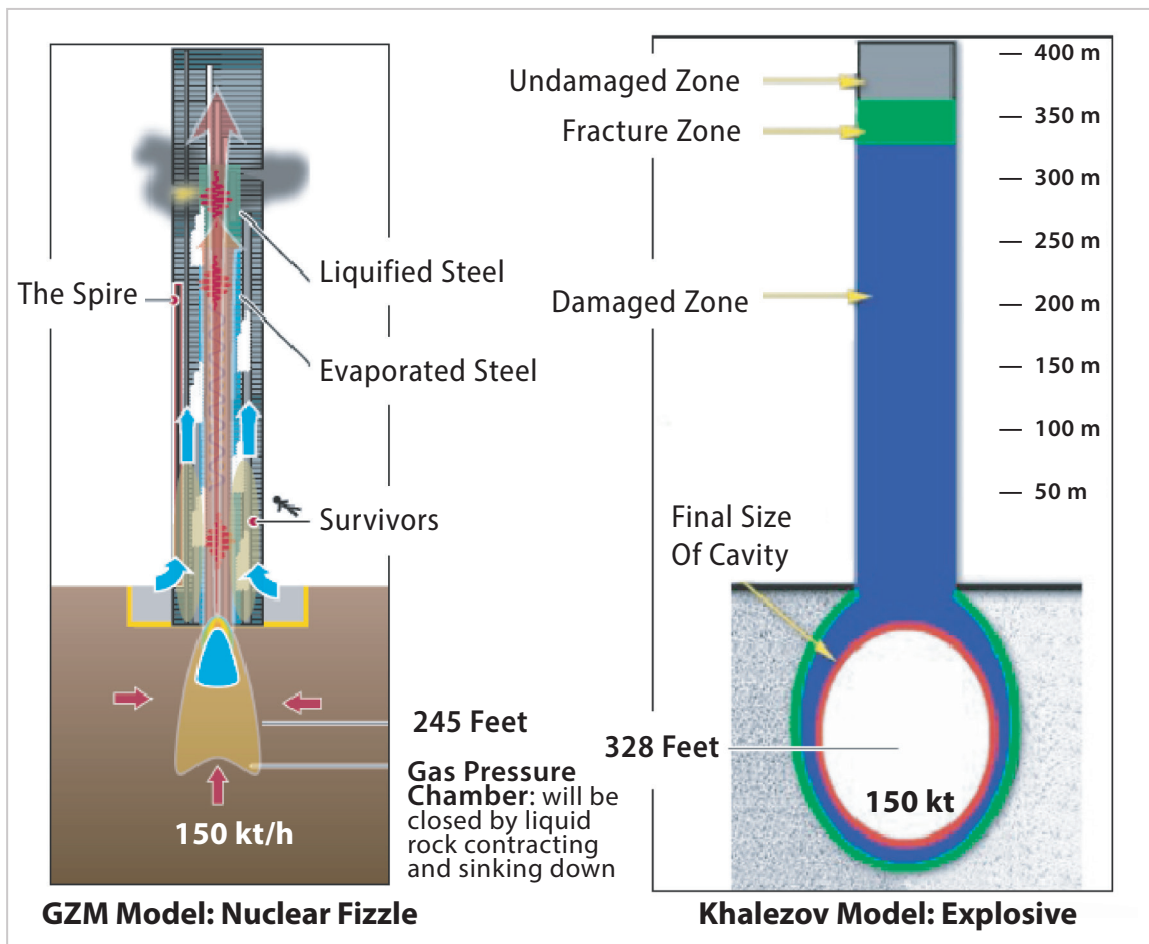
Comparing the GZM and the Khalezov Model

The Ground Zero Model is very similar to the Khalezov Model. Only the Khalezov Model is explosive, while the Ground Zero Model postulates a progressive, slow energy input.

Dimitri Khalezov presented his inside knowledge more than 10 years ago; only the public refuses to believe the news!

Dimitri Khalezov warned us against radionuclides already ten years ago, but he was laughed at. Instead, the code-word "toxins" is generally used in the media to explain the cause of cancers in New York.

This is precisely the area of tension between physics and psychology mentioned at the beginning of this book. We know it, but we refuse to believe.



16. Calculating the Energy

The question, which is now surely in the room, is: why 150 kilotons of all things?

For example, as shown here, 8 kt causes a very large water stamp when fired in a lagoon.

A large water column forms right behind the target ships, as the shockwave is reflected by the lagoons' floor and evaporated water and water spray shoot upwards.



https://de.wikipedia.org/wiki/Operation_Hardtack#/media/datei:Hardtack_Umbrella_nuke.jpg

Energy: 8 kt · Depth: 46 m (150 ft) · Eniwetok lagoon · 1958

Steam swaths in the City

We simply observe the fact (!) that after the destruction of the North Tower thick clouds of steam and dust were wafting in and over the city.

We may ask ourselves: Where did all these clouds of steam and dust come from and how much energy is needed to produce them?

Is this really the result of a small nuclear 20 kt device, a short gamma flash in the Tower, and the content of the water booster?

Here simple estimates have to be made of how much energy was absorbed by the granite (which evaporates at several thousand degrees) and how much water was evaporated.




Observation: extreme formation of dust and water vapor

<https://911justicehalifax.files.wordpress.com/2013/12/gjs-wtc46.jpg>

Cooling of the process (option 1)

One method to estimate the overall energy is to measure the initial heat release at a given time (a 't' time), designated as t_a , and to look at the heat release after a certain timespan, a t time designated as t_b .

A lower estimate of the total heat released at Ground Zero was done by French university professor Dr. François Roby. His intent was to prove Dimitri Khalezov's claims *wrong*, just to find that the numbers given by Khalezov were *correct* and that the energies involved were at least 1 petajoule (1 PJ).



At left is a thermal image of the WTC area on September 16th, 2001.

Fires lasted for 100 days, the debris field remained hot for many months and revealed several heat zones.

The energy-richest zone was under Building 7 HotSpot A (see [ANNEX, page 180](#))

The calculations made on the following page only consider the *remaining* heat (in total 1 PJ).

However, it must be considered that the number can easily be nearly two times higher (2 PJ), as much energy was liberated during the event itself (radiation, evaporation, plastic deformation, etc.)

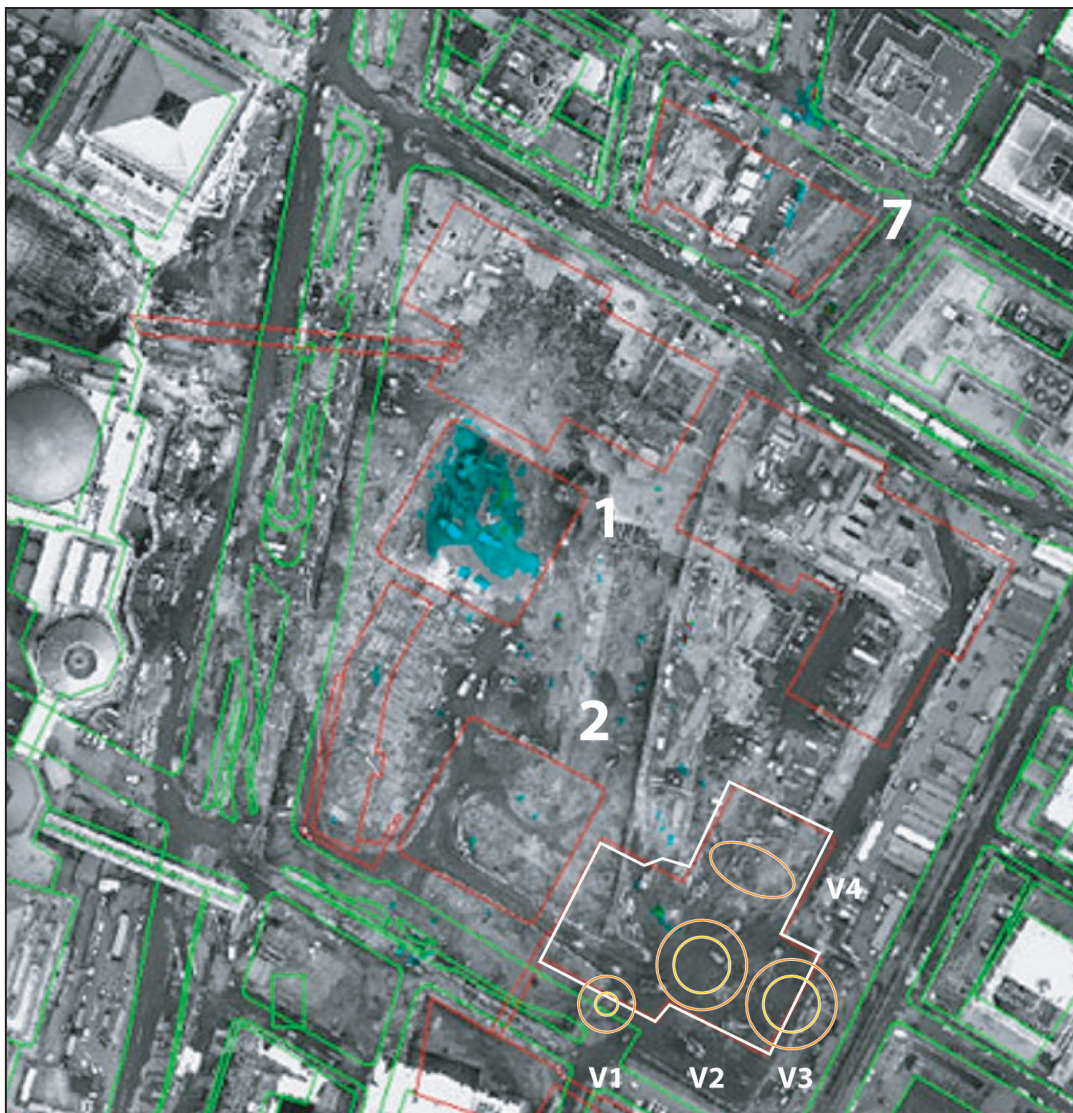
We thus claim that the number of 150 kt per Tower is correct, not 80 kt.

<https://pubs.usgs.gov/of/2001/ofr-01-0429/thermal.r09.html>

The image below shows a thermal image of the WTC area on February 12th, 2002. 5 months and 1 day had passed since the event but a heat source could still be detected in the granite soil, a signal which clearly stood out from the background.

Dr. François Roby took an intermediate value (4 months; between 100 days and 5 months) for his calculations, the detailed assessment is available online, in English: <https://hal.archives-ouvertes.fr/hal-02004696v3/document>

EDITORS NOTE: Dr. François Roby has been suspended from work at his university in the city of Pau. A four year work ban has been pronounced on him, initiated by the French Zionist lobby.



[http://911encyclopedia.com/wiki/index.php/World Trade Center Hot Spots](http://911encyclopedia.com/wiki/index.php/World_Trade_Center_Hot_Spots)

Cooling of the process (option 1)

In order to prove Mr. Khalezov *wrong*, Dr. Roby simply observed the heat release of the rubble heap, at first NOT excluding a purely chemical energy source. Only then, by the power of calculations, an exclusively chemical power source was ruled out (see page 16 in his article). To his great surprise he did find two things:

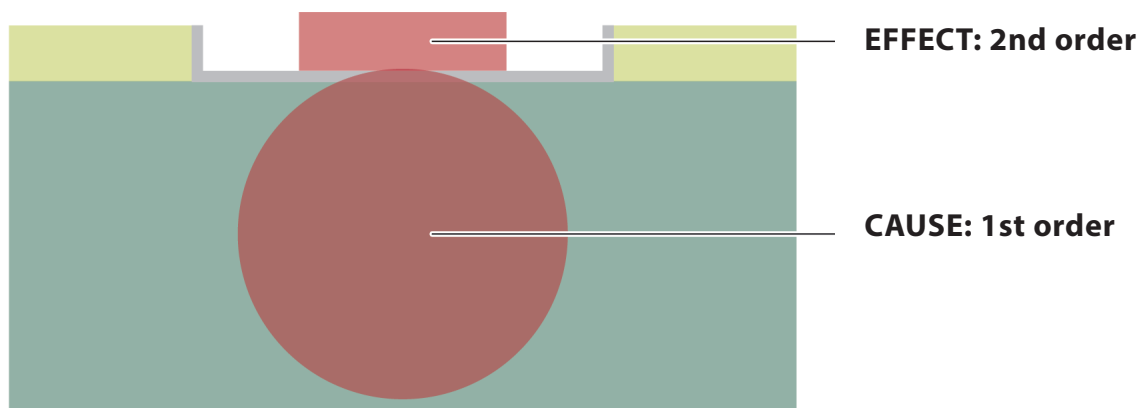
- the energy release of the entire rubble heap was on an order of magnitude of one PetaJoule (1 PJ = $1 \cdot 10^{15}$ J).
- the energy density was so extreme that it must be of nuclear nature as the rubble heap could not emit the energy all by itself, even if it were to burn up completely.

Dr. Roby writes (page 22 in his article):

A kiloton of TNT equals, by convention, 4.184×10^{12} J. We estimated (Equ. 25) that the total amount of heat released at Ground Zero was on the order of $Q_{GZ} \sim 10^{15}$ J. This translates into:

$$Q_{GZ} \sim \frac{10^{15}}{4.18 \times 10^{12}} \sim 240 \text{ kilotons of TNT}$$

This translates to
80 kt per Tower
– minimum



Heating of the process (option 2)

The Ground Zero Model is a bold approach, at once *supposing* the existence of the heat source in the granite (contrary to Dr. Roby's approach).

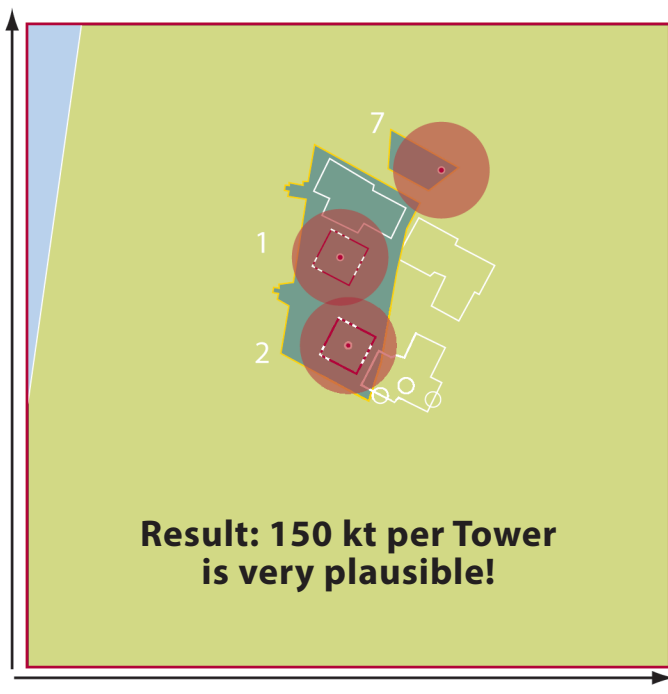
On purely geometric observations we discern that around each Tower water evaporates in a circle with a radius of 75 meters (246 feet). Anticipating the existence of a spherical energy source in the granite, we simply ask a short question:

“How much do I have to heat — to create a hot sphere at 212° F?”

Using an altogether *different* approach, we find the SAME results as Dr. François Roby. We ALSO find an energy input of 80 kt per sphere—minimum.

Top View of the GZM cube

Y Energy balance for all 3 spheres $Q_{\text{total}} = 1 \cdot 10^{15} \text{ J}$



Sphere volume: $V = \frac{4}{3} \pi r^3$
 $r = 75 \text{ m} \longrightarrow V = 1.7 \cdot 10^6 \text{ m}^3$

Mass $m = \text{Volume} \cdot \text{density}$
 Density of granite:
 $2,620 \text{ kg/m}^3 \longrightarrow m = 4.6 \cdot 10^9 \text{ kg}$

Heat capacity: $c = \frac{\Delta Q}{m \cdot \Delta T}$

Known value c for granite is: $790 \text{ J}/(\text{kg} \cdot \text{K})$
 $\longrightarrow \text{Energy input } \Delta Q = c \cdot m \cdot \Delta T$

Old temperature of granite: 5°C
 New temperature of granite: 100°C
 $\Delta T = 95^\circ \text{C} \longrightarrow \Delta Q = 3.5 \cdot 10^{14} \text{ J}$

17. A note on nuclear reactors and energy

Editors note:

The idea of a slow energy input on 9/11 was first formulated by William Tahil. His ideas were vital for the GZM, even if he assumed a controllable device.



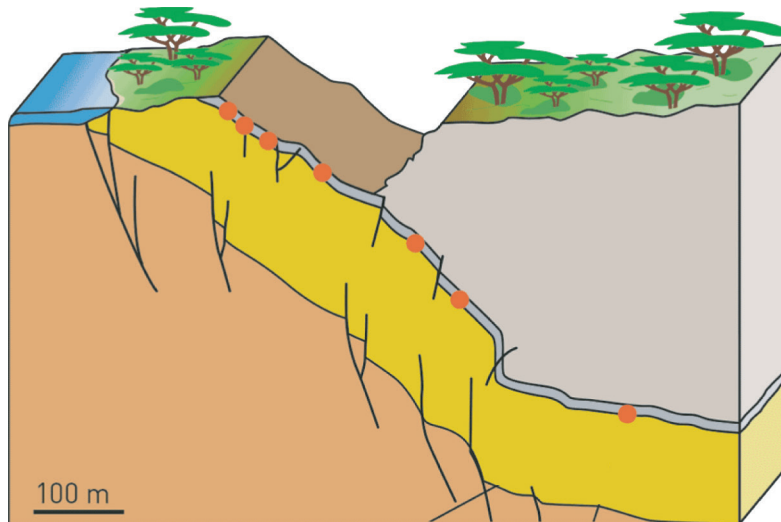
A nuclear reactor must not necessarily constitute a complex machine designed and controlled by humans. The sun, for example, is a natural fusion reactor.

Also, natural fission reactors have been found within the earth's environment, being regulated and controlled by the flow of ground water or rain.

Natural reactor in Oklo (Gabun, Africa)

https://de.wikipedia.org/wiki/Naturreaktor_Oklo

These natural reactors were active about 2 Billion years ago, running for about 500,000 years. Temperatures went up to 750 °F.



The process stopped short when all water was vaporized.

After heavy rain or rise of ground water the process restarted.

A natural cycle was established by the existence or absence of the neutron moderator water; (see Annex: page 163).

- position of the natural reactors (14 discovered, varying in size and form)

Nuclear Power Stations — energy output

The Canadian Bruce Nuclear Generating Station is one of the most powerful nuclear generating stations in the world. It consists of 8 units. Annual net output of the station is: 48,169 GW·h.



https://en.wikipedia.org/wiki/Bruce_Nuclear_Generating_Station

Now we would like to compare this net output of the station with the yield of a nuclear device, simply by expressing the above number in kilotons of TNT.

1 kt (kiloton of TNT) = $4.184 \cdot 10^{12}$ J = 1.162 GW·h

<https://de.wikipedia.org/wiki/TNT-Äquivalent>

This leads to 41,453 kt as the annual net energy output. On the basis of 365 days per year the energy output per day is therefore: 113 kt.

The short-lived 9/11 device was active for just about one hour, releasing 150 kilotons. It was therefore only 30 times more powerful than the net output of all 8 reactors of the Bruce station combined.

18. A possible design: the device

However, we must take into account that the efficiency of a nuclear power station is only in the 35% range and that we have to compare only the energies released by uranium fission. Consequently, the 9/11 device must only be 10 times more powerful than the 8 units combined—or 80 times more powerful than one single unit.

This is much, certainly too much to be controlled by a mechanically cooled system. But once again the trick is:


- the device works without mechanical components -

And nonetheless there is always disbelief that such a radiation bomb could even exist: *It is impossible to build such a thing!* For this reason I made a small model of wood.

Here you can see the control rod, which consists of two parts. The yellow part symbolizes highly enriched uranium, the green part symbolizes the foreign metal thorium.

In addition to the control rod, the discs also consist of thorium and enriched uranium. At first, while the bomb is inactive, the yellow uranium discs are not in contact with the highly enriched uranium part of the control rod. They are always next to the thorium rod.

So, that's the inactive bomb. You bring the thing to life by inserting the control rod into the device so that the uranium part of the control rod comes into contact with the uranium discs. Then the reactivity increases abruptly, and the bomb is active. It will emit a short electromagnetic EMP pulse which then fades away until the bomb reaches its stable work mode within a few seconds.

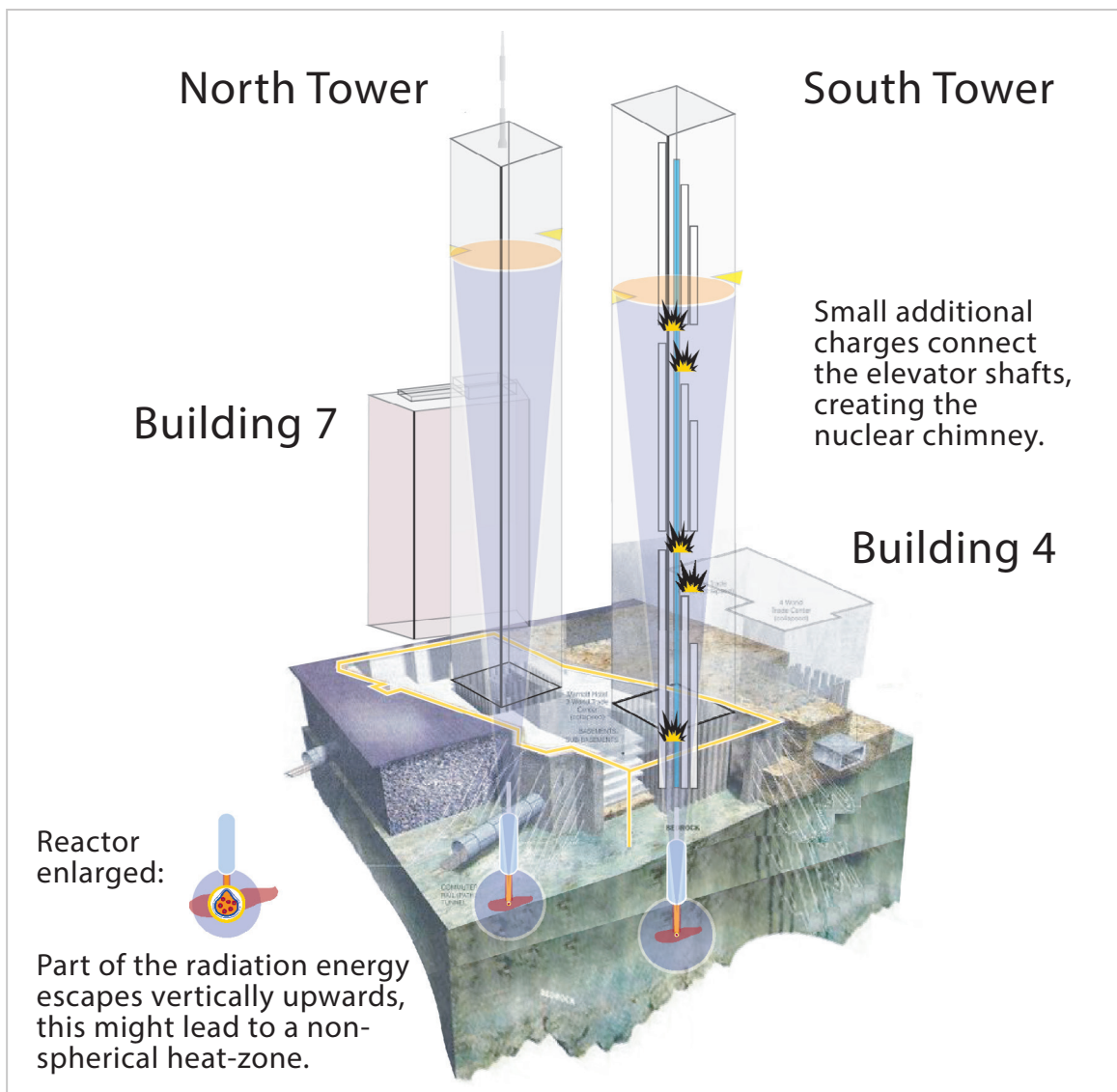


Inspired by: <https://www.youtube.com/watch?v=KobRfGqJpGc&t=1m20s>

19. First and second order effects: heat and destruction

Stable work mode: If the device was originally only warm due to the spontaneous fission of uranium, it now becomes very hot and melts. It then begins to boil—constantly mixing both uranium fuel and the foreign metal thorium—beginning to melt its way down through the granite.

In the first few seconds the water booster is still empty, but is quickly flooded by the fire extinguishing system. With the content of the water booster boiling and with steam bubbles present, focused x-rays will enter the Tower's core.



Ignition

Imagine a sphere of a boiling metal mesh, containing 1,500 kg of innocuous thorium and 500 kg of uranium. The sphere's diameter would be about 2 feet or 68 centimeters; ([see ANNEX; page 175](#))

- Boiling point of thorium is: 8,650 °F; [4,788 °C]
- Boiling point of uranium is: 7,468 °F; [4,131 °C]

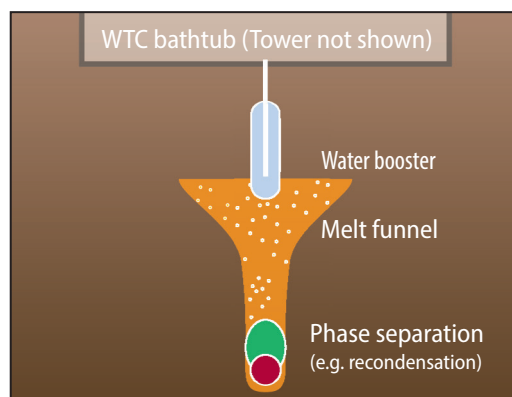
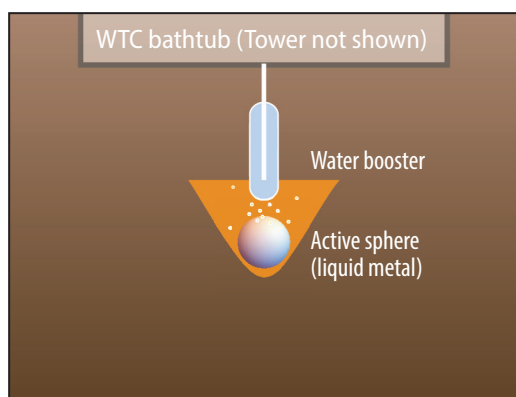
The Ground Zero Model estimates that the uranium contained 25% of fissible uranium-235, therefore 125 kg of uranium-235 would be present in the mix. If a phase separation of both liquids were to take place, the system would explode due to the increasing purity of the uranium fuel.

The Ground Zero Model—as it was presented in Switzerland, in late 2019—postulated a phase separation due to increasing depth pressure. I anticipated that both liquids would separate due to their different densities as soon as the boiling process stopped.

It was pointed out correctly, that under high pressure and high temperature the solubility of both components might prevent such a phase separation ([see ANNEX; page 167](#))

With this book we present a second—and also hypothetical—solution, which might solve this problem: simplicity was always a genius' key to success.

Both thorium and uranium evaporate above 9,000 °F, being cooled by liquid granite. Then they would re-condense as a liquid. The condensed, pure thorium would rather form a layer of liquid metal over the uranium, not mixing again with the mesh. Supercriticality [by increasing fuel purity] would therefore be achieved by such a ridiculously simple process as boiling and recondensation, also called: distillation.

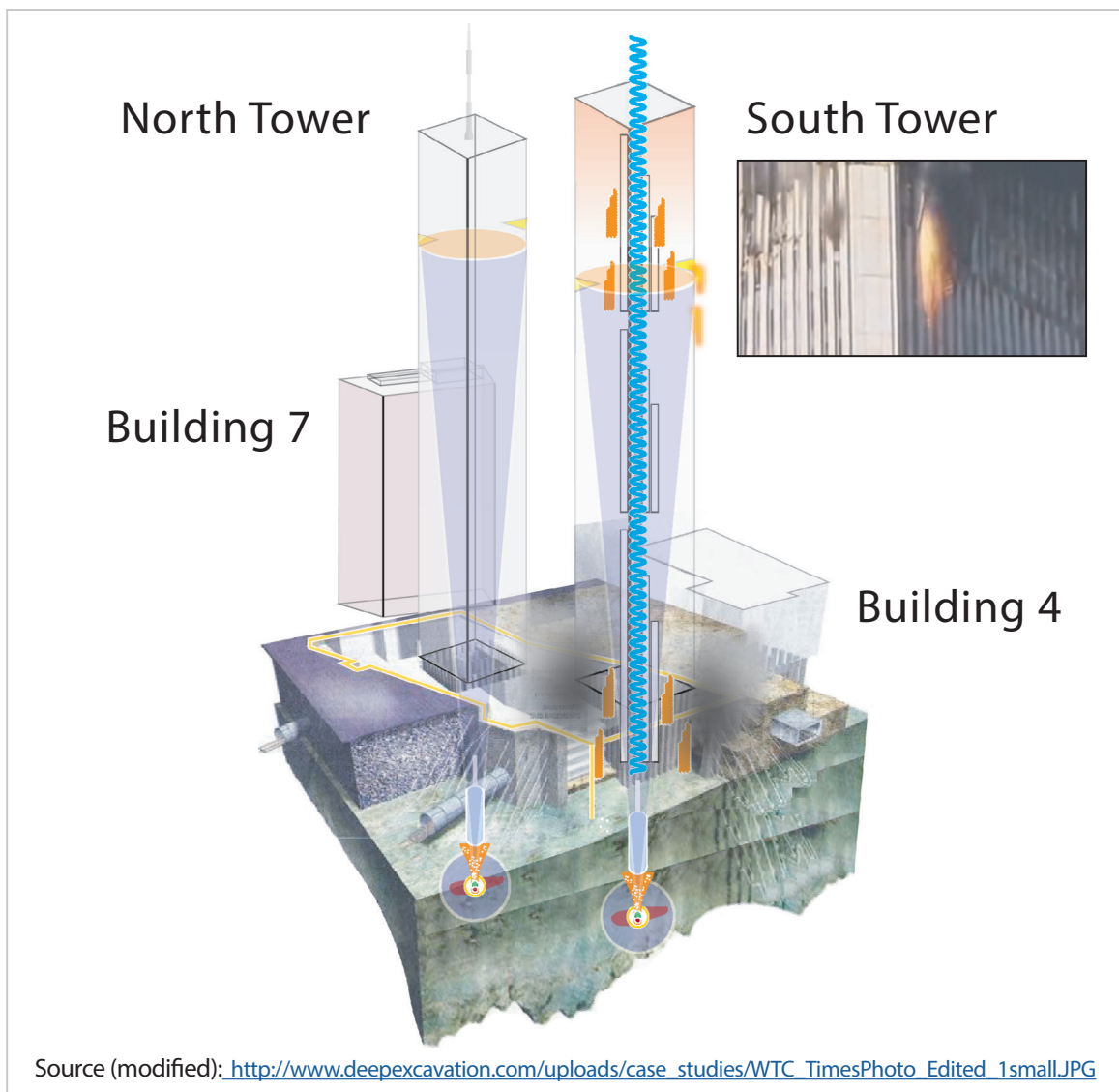


Near Zero Time

In the final stage reactivity of the mixture increases, the content of the fully flooded water booster is boiling. Steam and smoke are already rising from below. The x-ray is absorbed in the towers top by the iron, heating the upper part significantly. Molten steel is running like in a foundry out of the South Tower's top.

Ignition takes place as soon as fuel purity and neutron flux are sufficiently high: the attenuated EMP causes the blackout in the chopper's camera.

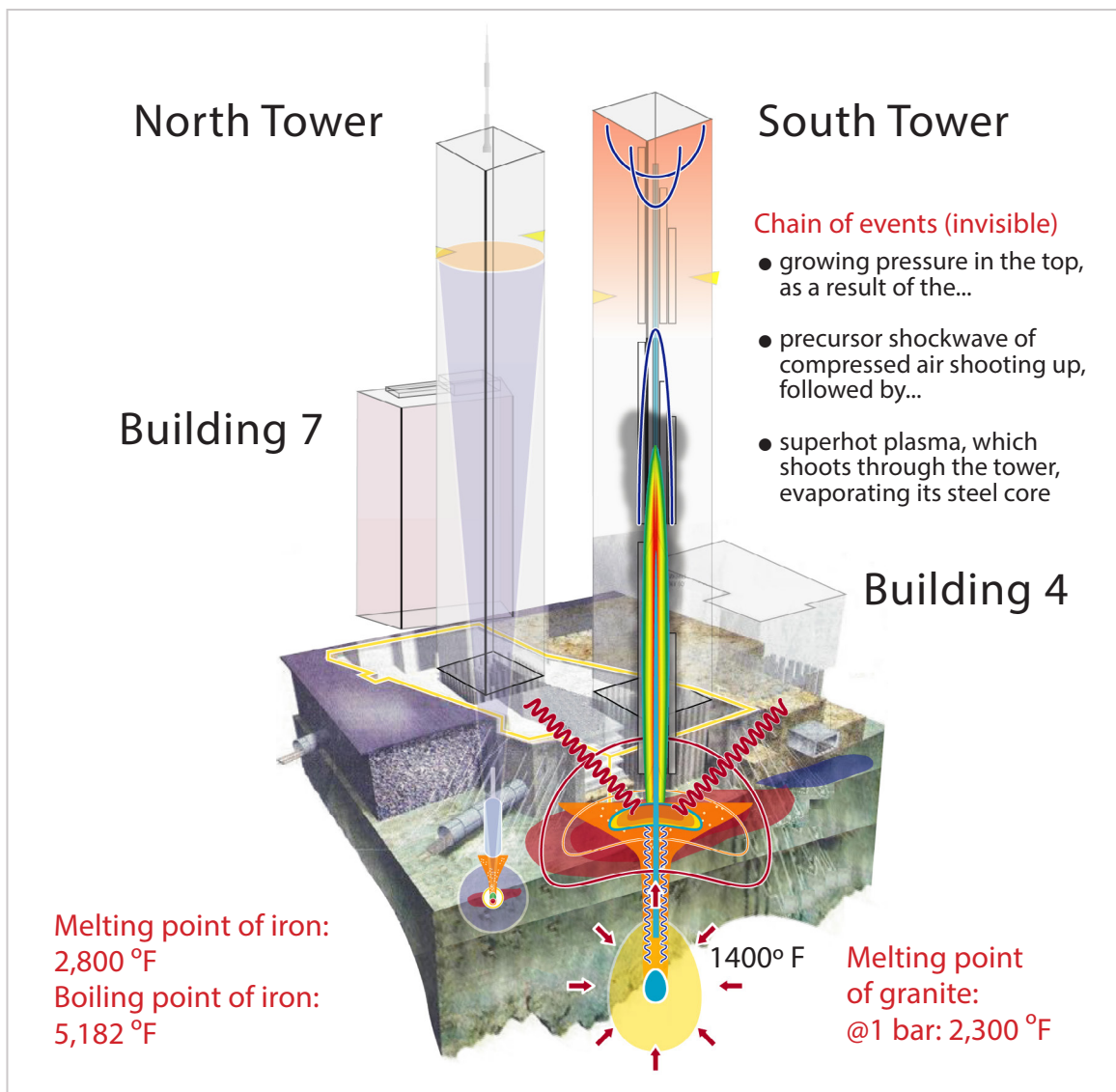
(Video: www.911media.de/videos/G09a_Strahlungs bombe_zZuendung_001_de_html.mp4)



Eruption (start): from Top to Bottom

The convincing argument of an outspoken opponent of the Ground Zero Model goes: *"The energy can't jump to the top and start destruction there!"*

However, any hunter's rifle does the same: the energy trapped in the rifle's explosion chamber is transferred to the bullet, which does not "jump" to the target but simply carries its energy towards the target.

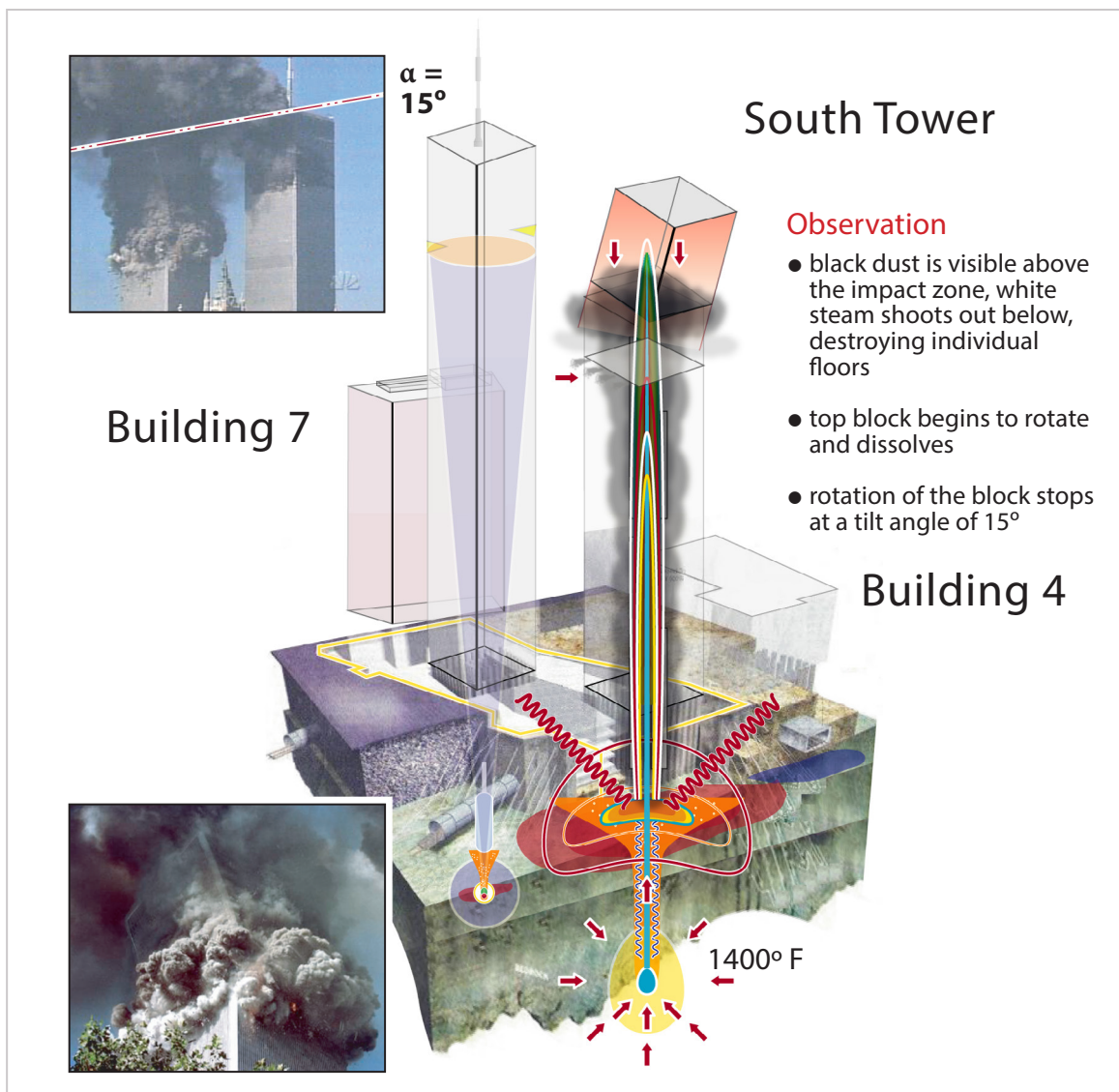


Error: synchronized “explosions”

A serious analytical error in the 9/11 research is the interpretation of the observed destruction of the individual floors, which are usually cited as proof of a synchronously controlled ignition of hundreds of explosive charges.

As a matter of fact these are NOT explosive charges that were detonated with a short time delay from top to bottom. Rather, it is the delayed structural failure of the individual, outer steel segments.

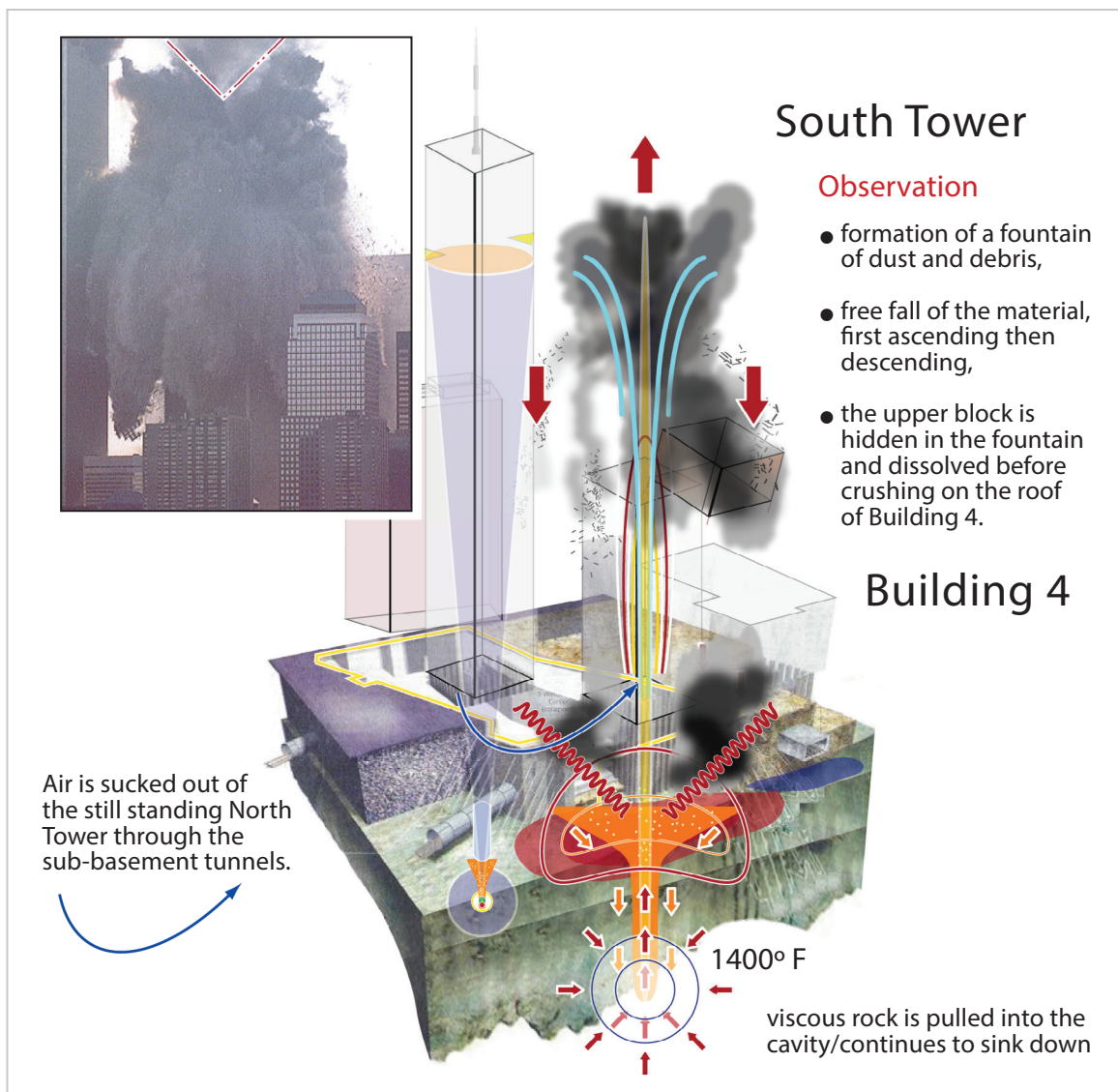
Video: [www.911media.de/videos/G09b Strahlungsbombe zZuendung 001 de.html.mp4](http://www.911media.de/videos/G09b_Strahlungsbombe_zZuendung_001_de.html.mp4)



Eruption (end): the fountain

The outer steel grid resists the growing internal pressure per floor for about a tenth of a second, only then is it torn apart segment by segment. The human eye can capture this short delay.


The fatal misinterpretation—even of the alternative media—was to explain this delay as the result of *many* individual cutting charges. In fact, we face *one* process, *one* center of energy, *one* direction of movement which ends in the formation of *one* giant fountain of dust and debris.



Black & White: steel dust and steam

The picture reveals clearly the black cloud of the evaporated steel core [1] and the white steam eruption of pulverized concrete and dust [2] below.

This order is also visible for the North Tower during destruction: black iron dust above, white steam below.



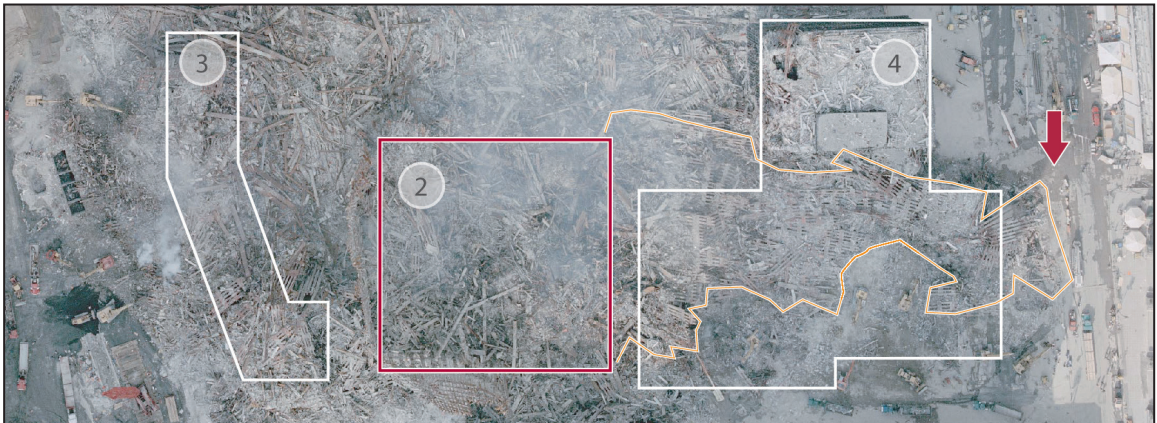
Yellow arrow:

remains of the outer
steel grid, before
crushing onto
Building 4 (hidden, left).

Building 4: the gold vault emptied

The South Tower was sliced open vertically in its final eruption stage at the east side, and the outer steel grid was spewn out for about one third of the towers height.


Building 4 was crushed by this—in large segments still intact—blanket of steel, which covered the entire structure like a curtain and even toppled over the structure on the other side, forming a ghastly artwork of its own on Church Street (see red arrow below).



Source (noaa.gov): <https://en.wikipedia.org/wiki/File:Wtc-photo.jpg>

Church Street: a ghastly artwork on the ground

It requires a good sense of orientation to understand that the towers “crown” has switched sides; it is *east* of Building 4; however the tower stood *west* of Building 4.



<https://www.youtube.com/watch?v=nqnpj8kZoRQ&t=3m54s>

Noteworthy is not only the intact part of the South Tower's outer steel grid, shining white with its aluminium cladding on Church Street but the picture also reveals that the blackened building 4 was strangely bent, which might have been caused by the hammer-stroke of the falling debris—or by some additional weakening of the steel itself.



<https://911research.wtc7.net/wtc/evidence/photos/wtc4des1.html>

Speculation: outright theft or insurance fraud—or both?

The vaults of building 4 contained thousands of gold and silver bars owned by the Bank of Nova Scotia and Comex metals trading.

Estimated value was at least \$750 million.

According to Rudi Giuliani only \$230 million were recovered, so the better part of the treasure went missing.



<http://911research.wtc7.net/wtc/evidence/gold.html>

20. Third order effects: the sphere of activity

Things the bomb can do — and things it can't

Talking about the sphere of activity we talk about the 3rd order effects of the device.

The effect of the 1st order being simply the energy input in the ground and the effect of the 2nd order the eruptive destruction of the towers.

It is imperative to understand—and NOT to confuse—these different effects and their respective order on the energetic scale.

Of course, around each radiation bomb of that magnitude considerable 3rd order effects can be observed, nicknamed 'sphere of activity' here.

These effects are revealed by the fact that in this sphere of activity radios fail, cameras flicker and large metal surfaces catch fire through the induction of eddy currents. However, the device [while buried in granite] cannot—as some people claim—evaporate gold in a closed vault more than 100 meters away (in the case of building 4).

Also, the device cannot—as some people try to communicate—cause levitation or weightlessness as a side effect of the 3rd order.

It can though, by the effects of the 2nd order,—by the violent flow of air masses—cause a suction effect towards the eruption.

This is exactly what was reported by eye witnesses near WTC2 who stated that objects were lifted off the ground.

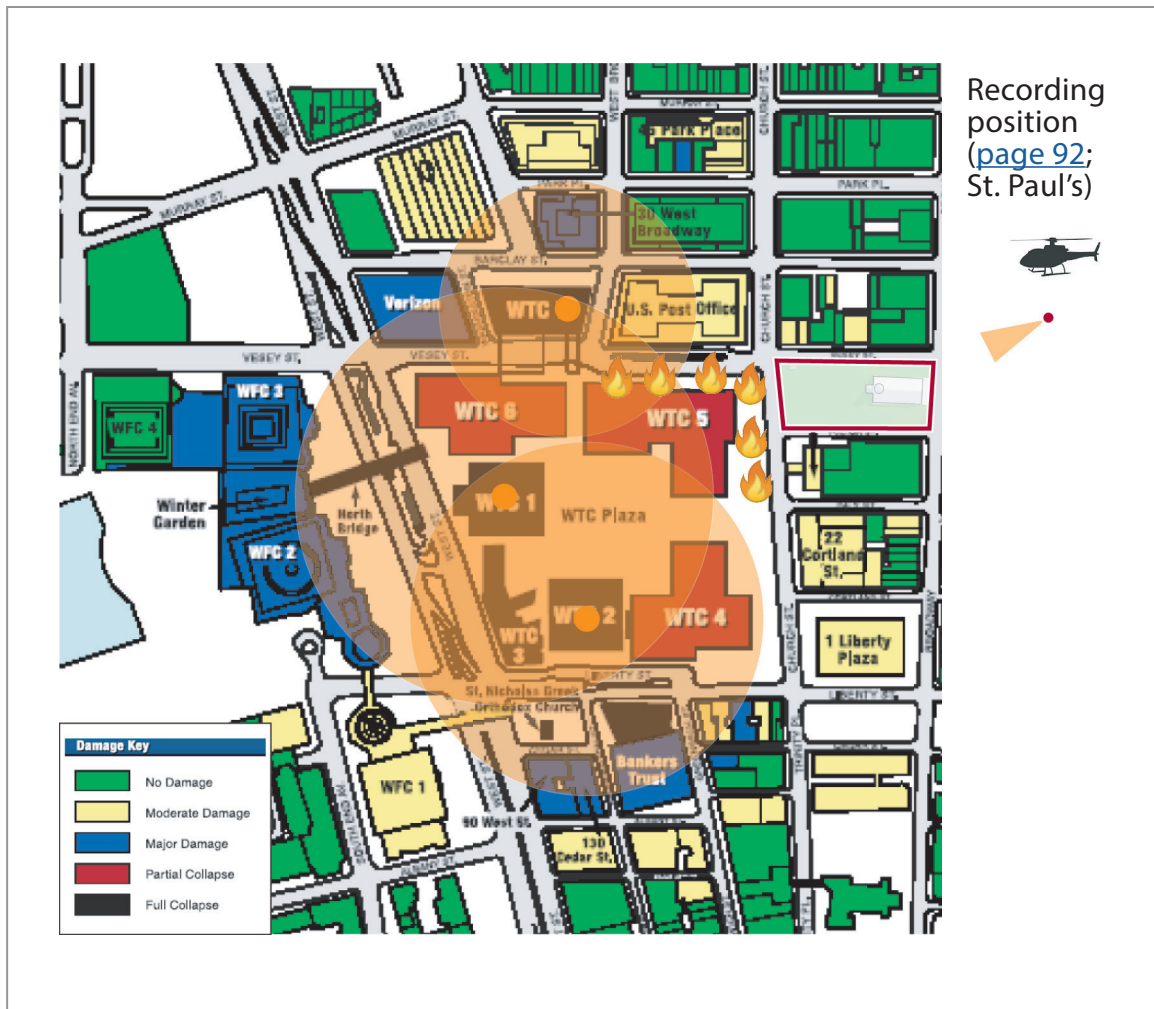
On the other hand, the remaining energies of the 3rd order are still powerful and the spheres of activity of the three active devices can overlap.

A very strong superposition zone resulted, purely geometrically, for Building 5.



The image below shows three orange circles that indicate the sphere of activity for each device in each of the three buildings. You'll notice that Building 5 is the only building where all three spheres of activity converge.

Sphere of activity of the three radiation bombs



Template: Peace Economics, Peace Science and Public Policy (Volume 15, Issue 2; 2009, Article 3)
Property Damage and Insured Losses from the 2001 World Trade Center Attacks:
https://forms2.rms.com/rs/729-DJX-565/images/terr_911_grossi_2009.pdf

Building 5

Now let's have a look at Building 5. The picture at top right was taken from Church Street around 1:00 PM and shows the lightly burning Building 4 on the left, as well as the clearly burning Building 5 on the right. You can see the Church Street street sign above the One-Way sign.

The next picture below, right, shows Building 5 behind St. Paul's Chapel.

Then, directly below, we have Building 5 seen from the street and everyone can see: this is not a harmless office fire.

Observation:

Ignition of large metal surfaces

— and no apparent cause —



www.911media.de/images_oversized/WTC5_StreetView_o.jpg



<https://www.youtube.com/watch?v=nqnpj8kZoRQ&t=4m2s>



www.911media.de/images_oversized/WTC5_St_Pauls_ChopperView_n.jpg

Building 5 (continued)

The inferno of flames has a cause. The clumsy argument "*nanohermite was in the air*" may still produce a tired smile on the physicists' faces, but they know the answer.

We certainly know of radiations, which are not noticable to humans, but which strongly affect metals: gamma ray and X-ray radiation.



<https://www.ae911truth.ch/wtc5.html>

Explanation of the fires (Building 4 and Building 5):

Heatup of metal by absorbed X-ray or induced Eddy-currents

NOTE: this is NOT the short-lived EMP!

The electromagnetic spectrum: gamma ray, X-ray and IR

Hard gamma rays shatter and break the bonds between atoms, even in metals. Solid objects first turn brittle, finally they are transformed into a dusty powder.

The softer X-rays pass through water without difficulty. However, they are absorbed by the free electron bands of metals, which are blocking the energy. Thus a metal object appears black on the screen.

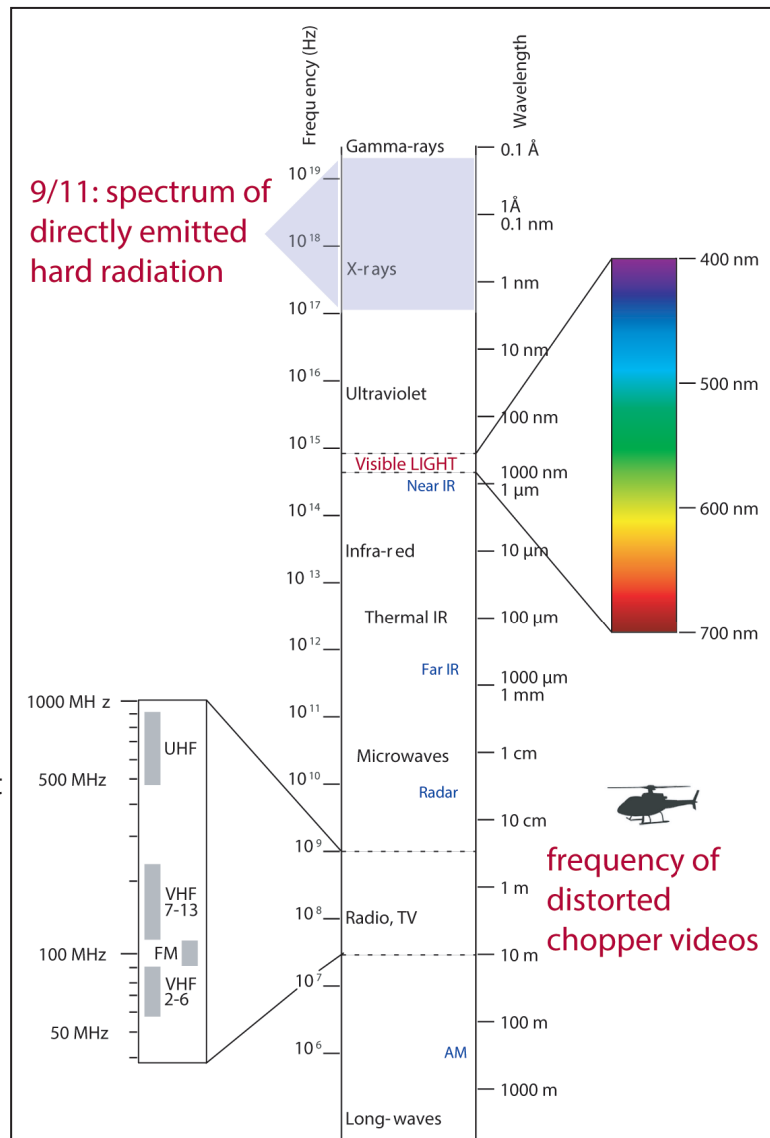


https://en.wikipedia.org/wiki/Wilhelm_Röntgen

Metals which absorb X-rays grow hot over time.

The energy is then re-radiated on a much longer wavelength—as heat or IR (infrared light).

Radiowaves need even longer wavelengths in order to interfere.



https://en.wikipedia.org/wiki/Electromagnetic_spectrum

Building 7

Building 7 could not have a gas eruption because the fire protection system was switched into test mode at 6:30 a.m., very early in the morning. This means that there was NO water ingress into the building and therefore NO flooding of the shaft.

According to the Ground Zero Model, Building 7 was destroyed by a reactor bomb without water booster. Due to the rapid rusting process and small auxiliary explosions, it turned into a small pile of rust.

Particularly striking in the 2 photos at right are the still intact granite slabs that lay like a blanket over the destroyed Building 7. A pile of rust covered with a blanket of granite. This is also easy to explain, but we have to introduce a new term: cross sections.

The pile of building 7: rapid rust method and small auxiliary blasts



<http://911research.wtc7.net/wtc/evidence/photos/wtc7pile2.html>



Images for this page: <http://911research.wtc7.net/wtc/evidence/photos/wtc7pile2.html>

Cross sections: iron versus silicon

The cross section is the probability of elements interacting with gamma or neutron rays. This probability is 21 times higher for iron than for silicon, of which the granite consists.

In other words, the iron is strongly attacked by the radiation and is becoming brittle, while the granite is not. This magic of the cross section, the readiness for interaction has a strange unit: barn. It underlines the surprise of the physicists when finding the cross section value for thermal neutrons and uranium-235 being 583 barn; "big as a barn's door". https://en.wikipedia.org/wiki/Neutron_cross_section

**the readiness for interaction depends on the element itself,
but also on particle speed and type of radiation**

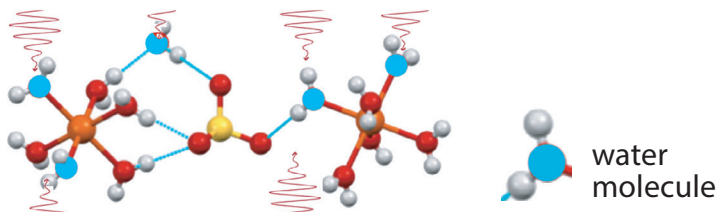
Cross section of iron is 21 x higher	Cross section: $\sigma(n,\gamma)$	2.48 barn [unit]	Iron: 2.48 barn Silicon: 0.119 barn
--------------------------------------	--------------------------------------	---------------------	--

<http://www.periodensystem-online.de/index.php?id=isotope&el=14&mz=29&show=nuklid>

Cross sections: silicates/carbonates versus water

In addition to X-ray, gamma ray or particle flux (neutrons) other effects on a different wavelength may occur. Should the spectrum of electromagnetic radiation also contain a wavelength which interacts with water (for example a sudden pulse of microwaves), the water itself might destroy the concrete on a molecular level, adding to the dust by a micro-explosion.

Hard radiation hits the concrete containing water



The image above depicts a micro-explosion of a subcomponent, the breakup of the concrete's macroscopic structure into microscopic subcomponents (concrete dust).

21. Cross sections: paper versus iron

One 9/11 riddle none could explain was the extreme formation of dust. Building dust, concrete powder, iron-rich dust, molten metal—and paper all over the place, in good and readable condition, unaffected. But now the explanation is easy.

Paper also has a low cross section of interaction. It cannot absorb the radiation energy. The cubic space-centered iron crystal with its free electron bands, on the other hand, absorbs the hard radiation, blocks it and breaks at the molecular level.

The iron becomes brittle or even breaks down into dust.

Paper survives. It has a very low cross section. Iron does not.

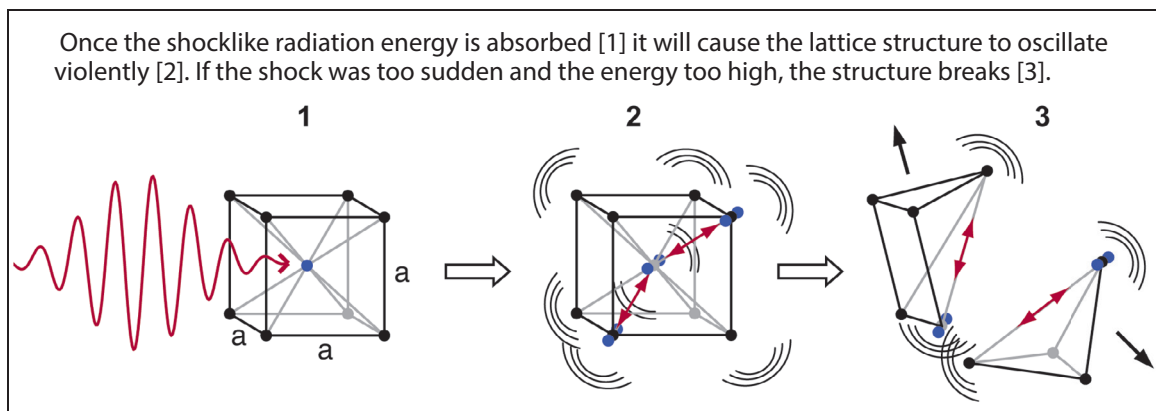


<http://911research.wtc7.net/wtc/evidence/photos/streets1.html>



<https://911research.wtc7.net/wtc/evidence/photos/wtc1spire.html>

Schematic breakup of the cubic-body-centered elementary cell of the iron crystal



edoc.ub.uni-muenchen.de/1215/1/Windhorn_Lars.pdf



Paper has a low cross section and can't absorb x-rays. Steel and iron, on the other hand, absorb hard radiation and the crystal is destroyed. The media downplayed burning buildings





and inflamed vehicles, yet testimony by EMTs working for the city describes unexplained inflamed and exploding vehicles in the streets surrounding Ground Zero.



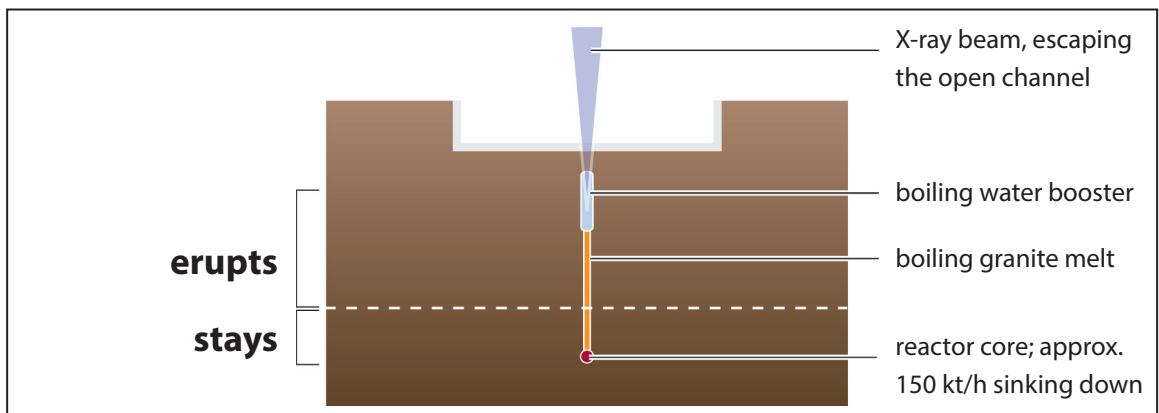
22. Radioactivity and Cancer

We anticipate an extremely well shielded process, during which—at least in theory—NO radioactive radiation should escape into the environment.

The situation is thus similar to a nuclear power plant, where nuclear fission takes place inside. There too, if you were standing outside, you would not be able to measure an energy line of cesium-137 in a soil sample.

Why is that so? Because a complicated technical control system uses cooling circuits to extract energy from the reactor, but the reactor itself remains encapsulated and closed.

What I am actually pointing at is a possible explanation for the *reason* for which a nuclear demolition scheme could have been authorized in a metropolis at all (given of course the most enthusiastic supporters of the applied technique). A guarantee of NO escaping radioactivity. At least in theory.



The sketch shows a hypothetical layout: the reactor core will be confined by the granite. Only the upper part and the water booster will erupt.

No neutron radiation escapes the rockbed, just X-ray and overheated steam at very high pressure (water steam spontaneously dissociates at around 2,500 °C—thermolysis—so hydrogen and oxygen are chemically not bound in that state and will re-combine in a fireball only when cool enough).

Cancer Crisis: the curse of 9/11


Given the number of cancer cases in New York, nature proved the supporters wrong. Traces of the nuclear fission products must have escaped the granite during eruption, however again shielded and not noticeable at first.

I received this important piece of information directly from the German isotope laboratory which analyzed our sample: the Geiger counter should not be trusted, especially with low radiation values.

Even if the dust—from the measured values—was only slightly radioactive, the solidified metal droplets can contain harmful amounts of radioactive substances.

In the case of beta emitters—such as strontium 90—only the decay of the atoms on the dusts surface leads to a signal. However, the radiation is still present inside.

“Non-radioactive iron-rich dust may carry radioisotopes inside”



<http://www1.ae911truth.org/en/news-section/41-articles/348>

However, this radiation becomes effective when the metal lattice is dissolved by acid.

And it will also become effective after the dust's ingestion. Inside the body it will be dissolved by stomach acid or after inhalation by salty body fluids.

Radioactivity (continued)

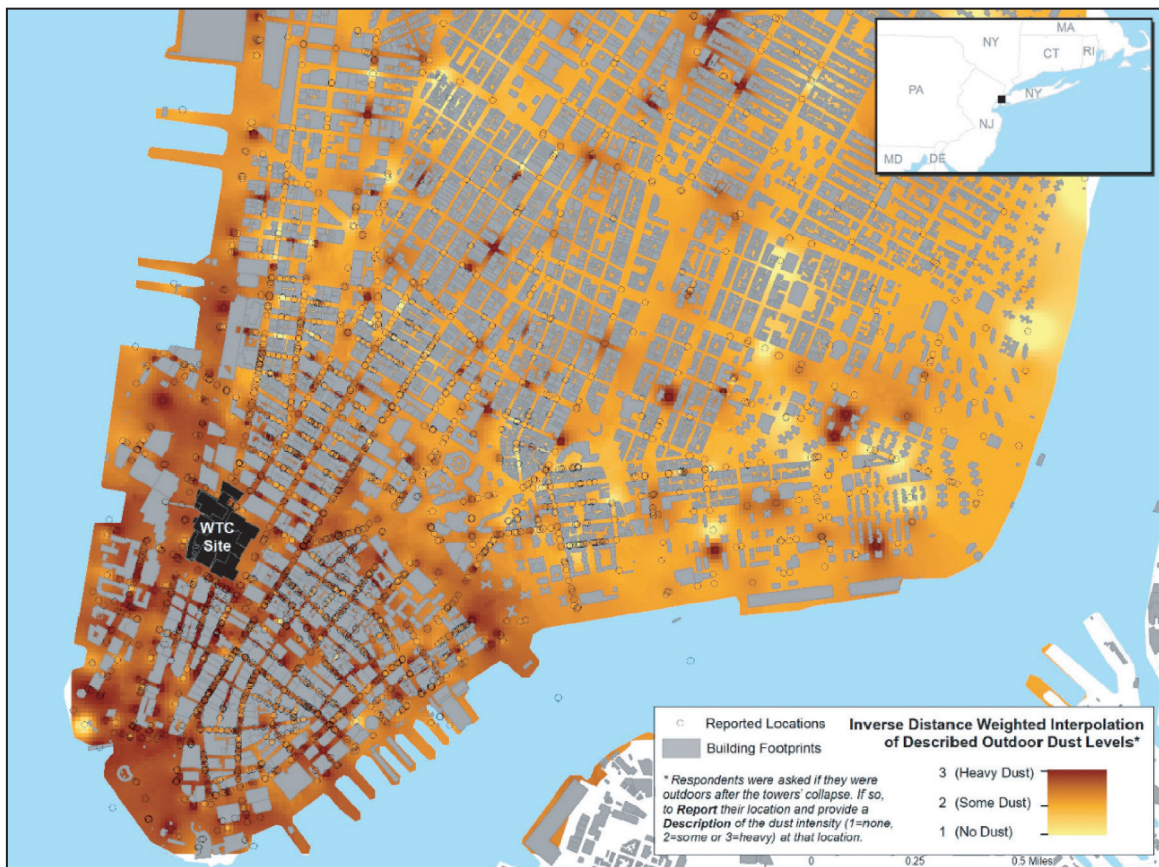
It's highly likely that this is also the cause of Marcy Borders' death, whose photograph became famous as The Dust Lady.

She was captured on 9/11 by the dust cloud and died in 2015 of stomach cancer.

So, the cancer developed exactly where the radioisotopes were dissolved and released, in her stomach.

As many other victims Marcy Boders also died heavily indepted—and all of you know: cancer is big business for some. As of 2020, approximately 50,000 people suffer from a so-called '9/11 condition' – a severe state of illness, officially caused only by “toxins”.

Accurate map of the dust contamination illustrating that about 500,000 people were exposed



<https://www.mdpi.com/1660-4601/16/5/798/pdf>

Marcy Borders
also known as
The Dust Lady

Cancer Diagnosis:
2014

Therapy/Debt:
\$190,000.00

Suspicion:
Radionuclides did
cause the cancer



1973-2015

https://en.wikipedia.org/wiki/Marcy_Borders

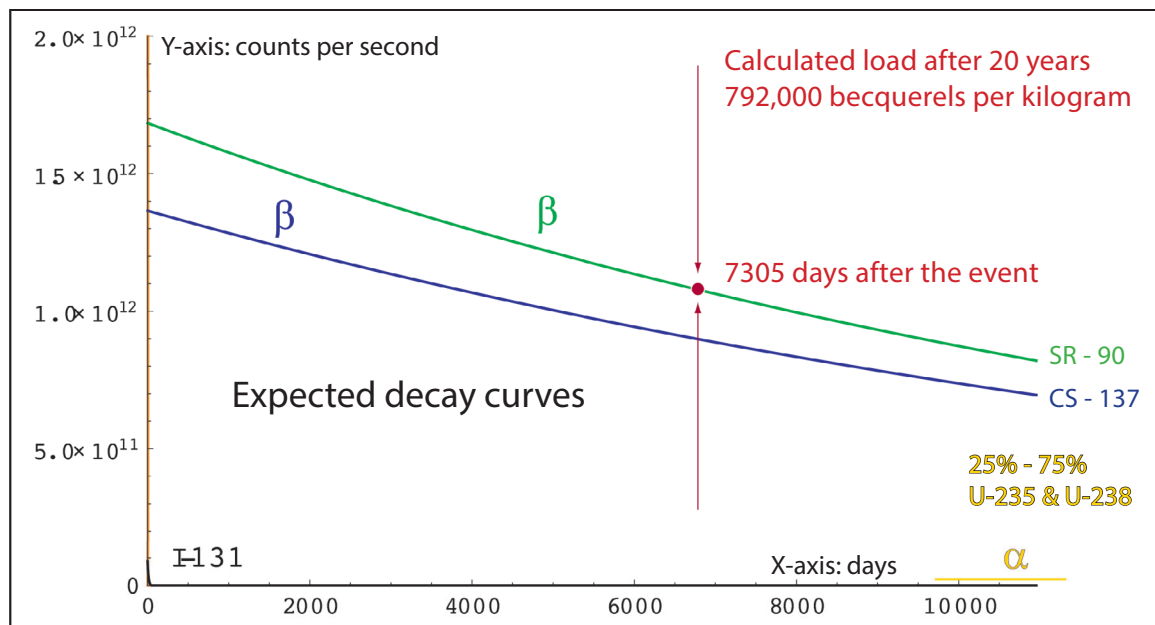
23. Spineless Universities

It is now up to the Americans to verify this model. Because certain radionuclides must still be present in the soil samples when drilling deep enough.

Ladies and gentlemen, as long as these radioisotopes are not proven, this lecture and this book as well can be mocked as a new crazy thesis saying that the World Trade Center has been destroyed by water. But don't be afraid of ridicule.

We can tell the Americans that they must not trust the Geiger counter, but that the isotopes must be searched and detected by an isotope laboratory.

We must also not be afraid to read a nuclear process modelled by the free—or I should say: to-be-liberated—universities. The approaches presented here are useful and technically not wrong. Nevertheless, every rector and every university professor currently risks his or her position if he or she wants to work on or represent such a modelling.



DOWNLOAD: www.911history.de/911_mathematica_decay_week_1.cdf

Decay curves of the first 30 years (7,305 days after the event). After 30 years the number of decays has dropped in half.

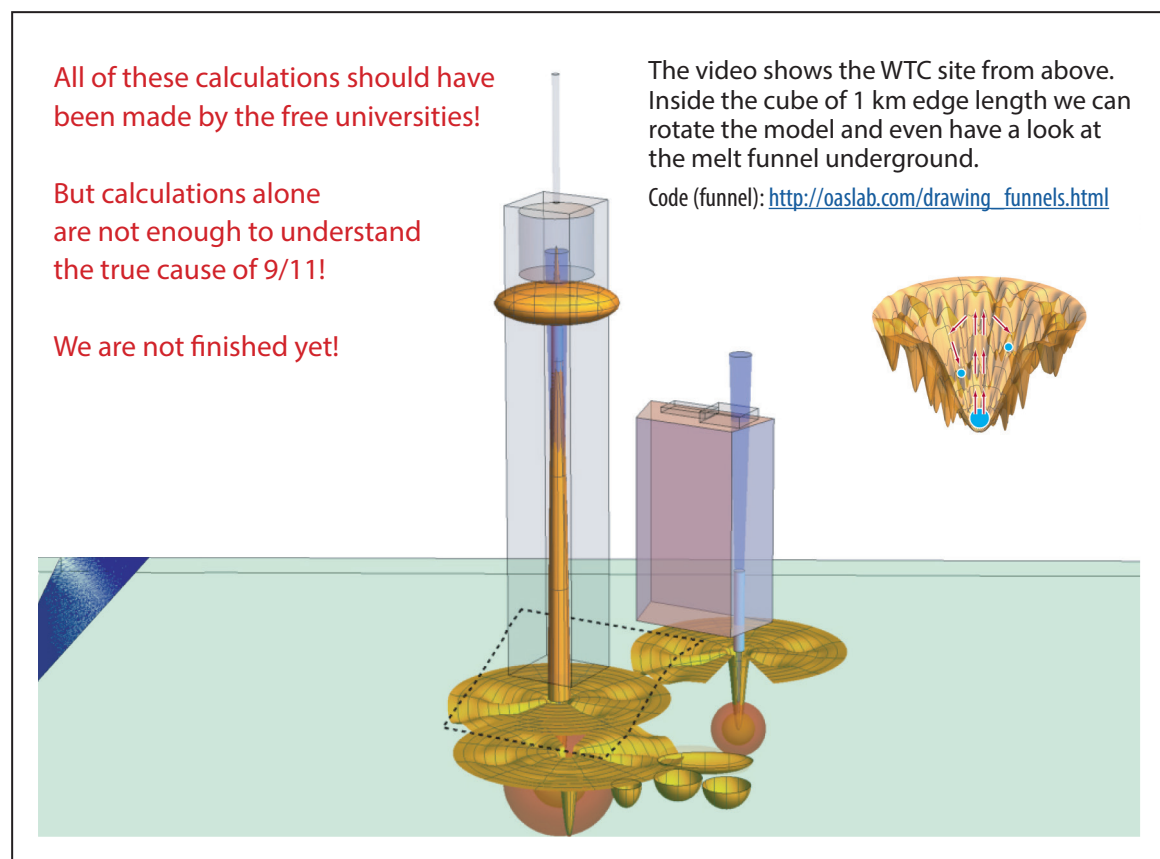
The decay even of uranium (1 g dust with 3.1 ppm) is drawn in yellow and drawn super-elevated: its contribution is as a matter of fact vanishingly small.

According to my calculations I get a relatively high load on the rock based on a 150 kt energy input and a pure uranium fission process.

For the strontium-90 alone, this is about 790 Kilo-Becquerel per kilogram of rock. And I hope my calculations or assumptions are wrong. But maybe at some point the technical universities will be interested in this model. It is certainly demanding in its entirety—and the solution is necessary. At the very least, a calculation must not be made ridiculous.

Here, for example, you can see a snapshot of the effect of the air cushion, that's causing the backlash of the shooting plasma and also the evaporation of the inner building core. Lets have a look at the video animation:

www.911media.de/videos/G24_GZM_Maskierung_zGebaeudekern_verdampft_de_html.mp4



DOWNLOAD: www.911history.de/911_mathematica_3D.nb

Modeling: The building's core is evaporated. The iron vapor is mixing with the nuclear plasma and condenses in small iron droplets (iron microspheres).

Early statement by Christine Todd Whitman

On September 18, 2001, EPA administrator Christine Todd Whitman told the public, via a press release, *"We are very encouraged that the results from our monitoring of air-quality and drinking-water conditions in both New York and near the Pentagon show that the public in these areas is not being exposed to excessive levels of asbestos or other harmful substances"* and that *"Given the scope of the tragedy from last week, I am glad to reassure the people of New York ... that their air is safe to breathe and the water is safe to drink."*

<https://www.govinfo.gov/content/pkg/CHRG-110hrg36342/html/CHRG-110hrg36342.htm>

"There are health services and screenings for people who were in downtown Manhattan at the time of the attacks. Anyone who attended school, lived or worked below Hudson Street is eligible for the World Trade Center Health Program."

<https://www.cbsnews.com/news/911-related-illness-former-nyc-students-raise-the-alarm-2019-09-11/>

THE GROUND ZERO MODEL

PART 2

Public health and 9/11

By Jeff Prager



2.1 First Responders: Cancer

The crime scene was rapidly sanitized and life was back to normal within days. The stock market barely missed a beat; opening the market was the sole motivation.

As each September 11th anniversary passed, the controlled media necessarily had less and less to discuss. The truth was throttled. The death toll, paying homage to those who died and to those who had since passed away from cancer or other “9/11 disorders,” was all that was left to discuss. Within that conversation we were introduced to the First Responders, and rightly so. American firefighters, police officers, medical and rescue personnel responded by simply doing their jobs, heroically. Unknown sacrifices were made that day based on false EPA statements.

Just twenty-three NYPD police officers were killed during the building demolitions on September 11th yet since then, to-date, 156 more have died away as a direct result of illnesses acquired from “working on the pile”. These illnesses ranged from unusual blood cancers to a wide array of other system disorders. The responders were all considered “victims” and eligible for payouts from the 9/11 Victims Compensation Fund (Fig. 1). While they were alive. The fund has been extended through 2090. 2090 [!].

<https://abcnews.go.com/US/911-toll-grows-16000-ground-responders-sick-found/story?id=57669657>

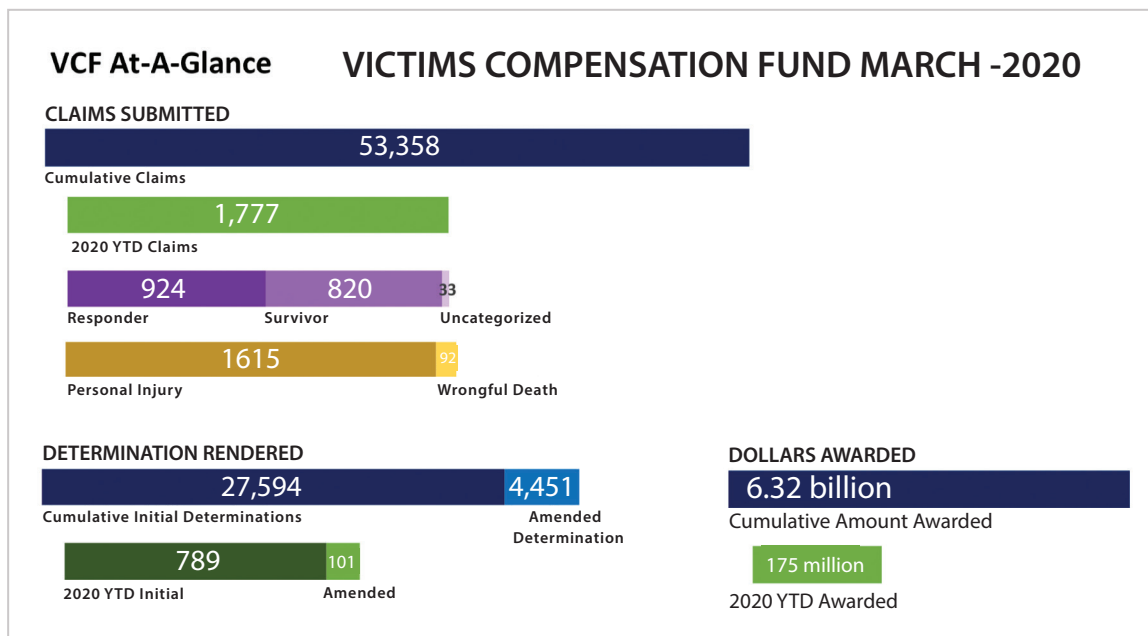


Figure 1: <https://www.vcf.gov/sites/vcf/files/media/document/2020-04/VCFMonthlyReportMar2020.pdf>

As of March 2020 the Victims Compensation Fund has had 53,368 claims submitted (Figure 1 lower left). In the Year-to-Date data we find that, of the claims submitted, this year 820 are labelled “Survivor, Uncategorized” with First Responder, Personal Injury and Wrongful Death categorized separately. So 9/11 has sickened more than just the First Responders. Thus far, the taxpayer funded account has paid out over 6 billion dollars in claims. There might be more victims who have slipped through the cracks, victims that don’t even know they’re victims and who may never know.

<https://www.vcf.gov/sites/vcf/files/media/document/2020-04/VCFMonthlyReportMar2020.pdf>

Almost 3000 innocent people were murdered on 9/11 and since then (as of September 19, 2019) over 2000 more have succumbed to a 9/11 illness. Estimates put the total number of people exposed to “toxins” (media code for radiation) at over 400,000 and not just First Responders; civilians that live, work and/or attend school in NYC as well. Peer review finds many dozens of reports documenting civilian 9/11 related disorders and also reveals all of those living, working or attending school south of State Street—the federally designated exposure boundary—are being followed in one or more medical studies in a cohort of almost 200,000 people. Of those, more than 52,000 have 9/11-related illnesses.

Although 68 cancers in civilians are on the list of 9/11-related illnesses identified by the federal government, fewer than 100,000 have enrolled in a screening program, meaning the total cancer types could easily exceed 100. The actual number is likely considerably higher due to reporting irregularities and a lack of available complete information.

Multiple Myeloma

Exposure to radioactive radiation is one of the most monstrous events a human being can experience. Multiple Myeloma (MM) is a disease of the elderly. The peer review places the incidence of MM at 9 incidents per 100,000 in the US and the average age of those afflicted is 69. More than 99% of those afflicted are over the age of 70.

In the cohort of 9/11 First Responders, based on my conversations with John Feal of the Feal Good Foundation in NYC in 2011 and available statistical analyses since then, the incidence of Multiple Myeloma in First Responders was 18 per 100,000, double the norm. What’s completely unprecedented is that the majority of those afflicted were under 60 with many in their 30s and 40s. Based on the US government’s K-25 study of nuclear workers we do not know what causes MM. In the general population we DO know that even extremely minimal exposure to ionizing radiation increases the incidence of MM significantly, by about 4%, which is statistically high.

https://www.cdc.gov/niosh/pgms/worknotify/pdfs/k25_7-06-09-508.pdf

2.2 Living and Working in NYC: Pregnancy, Disease and Disorder

Fetal exposure to radioactive radiation during pregnancy results in system-wide effects. Not only cancer, but miscarriage, small head circumference, learning difficulty, intellectual disability, premature birth, low birth weight and poor growth are just some of the disorders associated with radiation exposure. More frequently, where doses are lower, we consistently see excess premature birth and an excess of low birth weight.

In 2016 a robust peer reviewed report was published that examined fetal exposure to the GZ dust by following the birth outcomes of all women who were pregnant in Lower Manhattan during or after the events of September 11th. The study included those who not only lived in NYC but those who attended school or worked in the city.

We would expect to find, if the city were doused with radioactive radiation for several days or weeks, an excess number of premature births, and within the cohort of successful births, an excess number of children born with low birth weights. Of course, we find both.

The authors of the report linked above, find a 2.2% increase in premature births (an enor-

Our work suggests a simple resolution of this puzzle, which is that the women who lived in neighborhoods exposed to the 9/11 dust cloud were quite different than women in other parts of New York City. In particular, they were less likely to have poor birth outcomes, other things being equal. When we control for these pre-existing differences by following the same mothers over time, we find large effects of exposure to the dust cloud. The impacts are especially pronounced for fetuses exposed in the first trimester, and for male fetuses. We estimate that in this group, exposure to the dust cloud more than doubled the probability of premature delivery and had similarly large effects on the probability of low birth weight. Our work also improves on past efforts by utilizing a relatively large sample of births, controlling for seasonal effects, and examining the impact of 9/11 on various observable maternal behaviors, including migration.

Figure 2: <https://www.ncbi.nlm.nih.gov/pmc/articles/PMC5421999/>

mous increase statistically) and they find that exposure to the dust cloud doubled the chance of premature delivery for this cohort. Birth weight was affected similarly (Figure 2).

Thousands breathed in air contaminated with pulverized building materials and radioactive radiation for months. As an example, so did Amit Friedlander, who was a student at Stuyvesant High School, just three blocks from Ground Zero. At age 22, Friedlander successfully battled Hodgkins lymphoma.

A study published in December 2012 in The Journal of the American Medical Association (JAMA) observed the possible association between exposure to the World Trade Center debris and excess cancer risk. Over 55,000 individuals enrolled in the World Trade Center Health Registry, separated by rescue and/or recovery workers and non-rescue and/or recovery workers, were observed from 2003 or 2004 to December 31, 2008. The incidences for prostate cancer, thyroid cancer, and multiple myeloma were significantly elevated among the rescue and/or recovery workers in the final year of observation.

<https://jamanetwork.com/journals/jama/fullarticle/1486831>

In September of 2018 the UK Guardian newspaper ran an essay with the subheading, *"Thousands who lived or worked in lower Manhattan on 9/11 were exposed to toxic fumes from destroyed towers."* So not just First Responders were affected, those who lived and worked in NYC were just as apt to come down with a 9/11 related disorder.

Tens of thousands of people who lived or worked in the neighborhood at the time found themselves breathing in air thick with toxic fumes and particles from the pulverized, burning skyscrapers. Many have died and new cases are still occurring today that are linked back to the toxic poisons (media code for radiation) that were in the air around the wreckage. The latest example is a cluster of men who have developed breast cancer, a rare diagnosis—men account for less than 1% of breast cancer cases.

"This is very democratic toxic dust. It doesn't matter whether you're a student or a firefighter or a gazillionaire at Goldman Sachs. It is affecting everybody and killing everybody."

~ George Barasch, attorney representing civilians with breast cancer

<https://www.theguardian.com/us-news/2018/sep/10/911-attack-ground-zero-manhattan-cancer>

FBI agent Lu Lieber was a responder at Ground Zero and recalled getting in her car on September 12th and turning on the air conditioner. It spit out dust, which remained in the heating system for months. She has since been diagnosed with two forms of cancer. *"Lower Manhattan evolved into a cesspool of cancer,"* she said.

Most people think of cancer when the word "nuclear" is mentioned. However, based on very robust, long-term Japanese studies of Hiroshima and Nagasaki bombing victims exposed to low dose radioactive radiation, many years later, we find exposure to that type of radiation produces system-wide effects in human beings. No human body part is spared, all organs and systems are affected (Fig. 3).

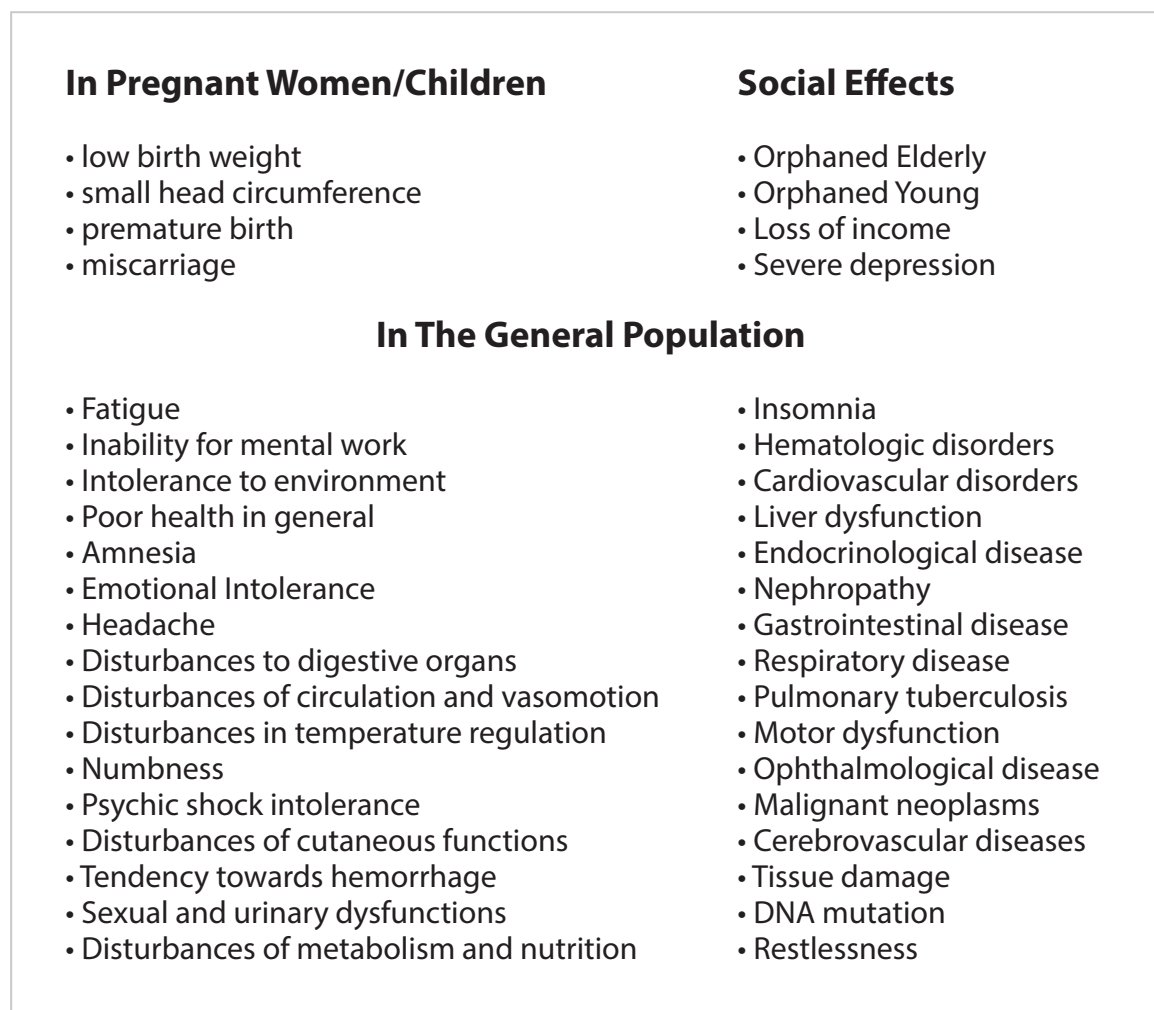


Figure 3: Ionizing Radiation, Pgs 28-29:
https://drive.google.com/file/d/1nM0GP36UY-wrZ4g_35g4SYIGEdixhtml/view?usp=sharing

For 9/11 exposure comparison: tumor registries initiated in 1957 in Hiroshima and 1958 in Nagasaki provide us with relevant data because these studies are based on lower dose and New Yorkers did experience lower doses. During the period from 1958 to 1998, 7,851 malignancies (first primary) were observed among 44,635 Life Span Study (LSS) survivors with estimated doses of >0.005 Gy. The excess number of solid cancers is estimated as 848 (10.7%) (Figure 4). The dose-response relationship appears to be linear, without any apparent threshold below which effects may not occur.

Weighted colon dose (Gy)	LSS subjects	Cancers		Attributable risk
		Observed	Estimated excess	
0.005 - 0.1	27,789	4,406	81	1.8%
0.1 - 0.2	5,527	946	75	7.6%
0.2 - 0.5	5,935	1,144	179	15.7%
0.5 - 1.0	3,173	688	206	29.5%
1.0 - 2.0	1,647	460	196	44.2%
>2.0	564	185	111	61.0%
Total	44,635	7,851	848	10.7%

Figure 4: Ionizing Radiation, Pgs 30-31:
https://drive.google.com/file/d/1nM0GP36UY-wrZ4g_35g4SYIGEdixhtml/view?usp=sharing

It's critically important to note that low dose radiation spares no one and this includes external and especially internal exposure. Ionizing radiation spares no organs or human systems. Whether we point out psychiatric disorders, sleep problems and insomnia, difficulties with nutrition, gastrointestinal complications, headaches, sexual and urinary issues, liver dysfunction, cardiovascular disease, metabolic disorder, autoimmunity or cancers, almost every disorder and disease known to humankind can be caused by exposure to radioactive radiation especially with very small doses. 9/11 disorders perfectly mirror radioactive radiation exposure.

World Trade Center Health Program

Certified Illnesses as of December 2019 • Data Current as of December 31, 2019

Disorder	Responders	Civilians
Non-Melanoma Skin	3,960	614
Prostate	2,506	1,042
Breast - Female	291	879
Melanoma Of Skin	857	199
Lymphoma	538	410
Thyroid	474	423
Lung/Bronchus	418	368
Kidney	448	243
Leukemia	378	246
Colon	358	192
Bladder	332	133
Myeloma (MM)	168	165
Oropharynx	171	113
Rectum	137	118
Lip	181	<10
Chronic Rhinosinusitis	25,256	4,975
Gastroesophageal Reflux Disease	22,772	4,177
Asthma	12,527	4,226
Cancers	11,235	5,648
Sleep Apnea	12,757	1,008
Post Traumatic Stress Disorder	7,826	3,037
Chronic Respiratory Disorder	7,241	1,064
WTC-Exacerbated COPD	3,040	1,064
Anxiety Disorder	2,374	636
Major Depressive Disorder	2,281	774

World Trade Center Health Program

Enrollees as of December 2019 • Data Current as of December 31, 2019

Month/Year	Responders	Civilians	Total
Jan 2018	343	406	749
Feb 2018	372	354	726
Mar 2018	434	406	840
Apr 2018	393	416	809
May 2018	386	437	823
Jun 2018	245	303	548
Jul 2018	358	329	687
Aug 2018	370	342	712
Sep 2018	456	301	757
Oct 2018	421	432	853
Nov 2018	354	425	779
Dec 2018	306	443	749
Jan 2019	335	507	842
Feb 2019	312	424	736
Mar 2019	282	438	720
Apr 2019	382	572	954
May 2019	399	429	828
Jun 2019	291	412	703
Jul 2019	289	438	727
Aug 2019	248	347	595
Sep 2019	270	385	655
Oct 2019	258	458	716
Nov 2019	240	486	726
Dec 2019	341	489	830

Two Year Total = 17,307 new enrollees

Note: The program started on July 1, 2011, and at that time 56,192 Responders were grandfathered from previous Federal activities. On September 29, 2011, 4,748 survivors were likewise grandfathered. The chart above depicts enrollment from the beginning of the program, starting with “grandfathered” members and the cumulative addition of new members each quarter. The date labels correspond to the end of the quarter (i.e. September 2018 represents cumulative members through September 30th, 2018).

Commonly uncommon civilian 9/11 disorders

The American Autoimmune Related Diseases Association (AARDA) states that autoimmunity is the major cause of over 100 serious chronic diseases. Some of these autoimmune diseases are lupus, type 1 diabetes, scleroderma, celiac, multiple sclerosis, Crohn's disease, autoimmune hepatitis, rheumatoid arthritis, Graves' disease, myasthenia gravis, myositis, antiphospholipid syndrome (APS), Sjogren's syndrome, uveitis, vasculitis, relapsing polychondritis, and demyelinating neuropathies. In 2020, S.A. Miller, et al., found that exposure to the dust clouds from 9/11 remarkably affected autoimmunity. They state: "*Intense dust cloud exposure among responders and PTSD among community members were associated with a statistically significant increased risk of new-onset systemic autoimmune disease.*"

<https://pubmed.ncbi.nlm.nih.gov/31762219/>

Hepatic steatosis is an accumulation of fat in the liver. It is an augmentation of fat in the hepatic cells and can cause complications in cases of obesity, alcohol intoxication (due to an excessive consumption of alcohol) or hepatic disorders (like diabetes Type 2). "...*the odds ratio for moderate-to-severe HS was 3.4-fold higher (95% confidence interval: 1.7–6.7) in the WTC participants compared with non-WTC participants.*" (Chen, et al. 2020)

<https://pubmed.ncbi.nlm.nih.gov/31945662/>

Paresthesia refers to a burning or prickling sensation that is usually felt in the hands, arms, legs, or feet, but can also occur in other parts of the body. The sensation, which happens without warning, is usually painless and described as tingling or numbness, skin crawling, or itching. Marmor, et al., (2020) in a case-controlled study, found that "*Paresthesias among WTC-exposed individuals were associated with signs of neuropathy and small and large fiber disease. The data support WTC-related exposures as risk factors for neuropathy, and do not support non-WTC etiologies.*" The authors went so far as to clearly state that a non-WTC cause was highly implausible, virtually impossible.

<https://pubmed.ncbi.nlm.nih.gov/32049876/>

Landrigen, et al., (2004) [1] suggested the following: [a]"*The high alkalinity of WTC dust produced bronchial hyperreactivity, persistent cough, and increased risk of asthma. [b] Plausible causes of the observed increase in SGA infants include maternal exposures to [Polycyclic aromatic hydrocarbons] PAH and particulates. [c] Future risk of mesothelioma may be increased, particularly among workers and volunteers exposed occupationally to asbestos.*"

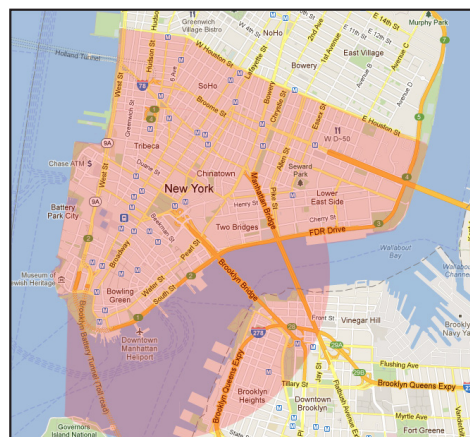
Addressing those 3 claims, a, b, and c, the high alkalinity of the dust was caused by a nuclear process and resulted not just, initially, in coughs and asthma but in a wide variety of deadly cancers and deadly respiratory ailments. Small-For-Gestational-Age (SGA) in the high numbers seen is a classic result of fetal/maternal exposure to radiation, not to Polycyclic aromatic hydrocarbons (PAH) or particulates. Mesothelioma is rarely seen among First Responders and is not even listed under Certified illnesses for the WTC health program; it's caused strictly by asbestos and based on USGS findings, asbestos was limited to certain outer areas of the city and the majority removed by wind and weather [2]. The city itself had far less asbestos than we were led to believe yet the press drove home the asbestos fear daily. It isn't mesothelioma that's killing civilians and First Responders alike—NYC students, residents and civil servants—it's exposure to radioactive radiation.

1. <https://pubmed.ncbi.nlm.nih.gov/15121517/>
2. <https://pubs.usgs.gov/of/2001/ofr-01-0429/chem1/>

If the nuclear hypothesis is proven correct this would then make the crime of 9/11 a wilful, long-term radiological experiment on the unknowing civilian population.

Federal exposure border: The 100s of peer reviewed reports following a civilian cohort of over 197,000 Responders and Civilians south of State Street seem to support this. Without wind drift you would have observed a circular dust flow, about 2.5 miles in diameter (dust flow over the Hudson River suppressed in the official image at right).

As the evidence begins to add up, the deadly health effects as a result of 9/11—unusual blood cancers, low birth weights and premature births as well as hundreds of additional illnesses afflicting civilians seen between September 11th, 2001 and still today—all support the GZM.



<https://www.cdc.gov/wtc/define.html>

— Jeff Prager

**SO MUCH
FOR THE PHYSICS
AT THE
AZK PRESENTATION
IN
SWITZERLAND**

Now, finally,
let's have a look into
the psychopaths mindset

THE GROUND ZERO MODEL

PART 3

The psychopaths' mindset

By Heinz Pommer



1. Dark psychology

Editors note:

The content of this double page may seem offensive. The subject was only touched upon during the AZK presentation (original see next pages).



One of the most shunned topics is the fact of a connection between extreme, unspeakable violence and a physiological reaction in the human brain, causing sexual stimulation or intoxication.

This fact manifests frequently in each war, when a massacre of civilians—of men, women and children—goes together with the sexual violation of the victims and a murderous frenzy and lust when/while impersonating the seemingly all-powerful Angel of Death.

However, unthinkable to most people—indeed *unthinkable* to the American mind—is the existence of a group of people above the power structure which *bows* to this weakness, acknowledging it. A weakness or madness coded in the genetic code of each human being.

Nonetheless, a true understanding of 9/11 is not possible without the recognition of the existence of such a group, intimately connected to the control and creation of fiat money. But as the saying goes: *'you can't say if a truly rich person controls his money or if he is controlled by his money.'*

The same is true for evil. People doing great evil might only be a puppet while evil manifests itself through them.

But I stray. Huge buildings were always a sign of power and wealth. Today, the magnificence of the palaces of old has subsided, giving way to height. As soon as a building stands proud, towering above all other buildings and manifesting a nation's power and wealth, the danger of willful damage to this symbol also rises.

And so it's no surprise—according to the findings of Christopher Bollyn in his book *Solving 9-11: The Deception That Changed the World*—that already in 1980 the former head of the Mossad, Isser Harel, made the uncanny prediction that 'Arab' terrorists would attack the tallest building in New York City—which were the Twin Towers until their destruction.

For those who are drunk with the symbolism of a misunderstood and inhibited virility it must have been a feast of planning, anticipation, preparation and watching the spectacular destruction of the Towers, not only to triumph over the helpless and ignorant victims, hated and loved and needed at once, but to acknowledge the success of ones own cunning and evil, having achieved not only death and destruction on site, but also—in the moment of the eruption or ejaculation of the Towers—the castration of an entire nation, bereft of its freedom, pride, dignity and worst of all: its true destiny.

Nonetheless, the feast goes sour after a while. You cannot worship Satan without losing your own dignity. And so the death-wish grows within the group, it grows with the growing triumph over all that is good and decent.

“Yes, the psychopaths of power are without regard for all people”



2. Thinking positive: be the light!

Being the light in face of powerful evil while the nation is hijacked and misled is not easy.

But this task forms an elementary part of the historical philosophy of Enlightenment: only by knowing, understanding and *searching* can you hope to achieve freedom, as well as in the sense of political maturity and spiritual fulfillment.

It is this *personal* search we have to initiate, not the fight against powerful groups. The helpless exclamation "*I can't fight against them alone!*" has no foundation, as your task is only to search truth—and to help others to find it, collectively.

And so we ask simply:

**"How can the possibility of such crimes as 9/11
arise at all in a healthy people's body?"**

The answer I would like to give you to this question is sobering. In a healthy people's body such a crime cannot arise. And it would certainly not be possible for the perpetrators to mock the victims afterwards. This is not possible in a healthy people's body.

But this situation, too, can be modelled in order to better understand it (see diagram on the right). I come to the conclusion that the body of the people must also be ill if such crimes are to arise at all.

The diagram is meant as a comparison from medicine and shows here a tumor as an indicator for a completely different burden.

What I actually want to say with this diagram is the following:

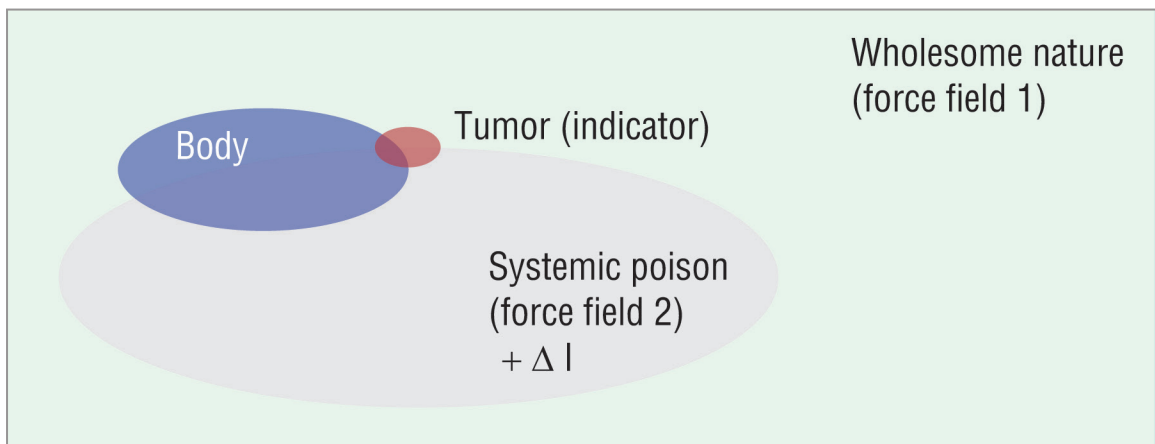
“If we succeed in seeing the crimes around 9/11 as an indicator for a completely different disease, then we have gained a lot.”

We can then search for the actual cause.

Then it is indeed the merit of the group around Zelikow & Zakheim to have ignited a bright warning light by participating in this crime, a light that points to the existence of another illness or an additional poison.

You can call this systemic poison whatever you want. Human greed or hunger for power. Dominance and hierarchical thinking. You can even assign a certain intelligence ΔI to this poison—for a mathematical model you can add many components here. But above all I would like to say: it makes no sense to simply want to punish the perpetrators. Of course these people are responsible for their actions.

But we also have to try to know the superior causes to at least mitigate them. Humor is a means to this end.



A medical science comparison (above), strictly speaking, a tumor is a part of the body, as it is formed by the body and consists of body cells. A tumor can also act as an indicator for an altogether different stress or disease. An important warning signal. Only when the flow of information between the body and the tumor is disrupted completely, the tumor will start to grow unregulated and destroy itself and the host body.

3. The Emperor Nero phenomenon

Killing psychopaths love to tell us the truth as “philanthropists” in pieces of art!

Very positive: we are slowly recognizing the scale of fraud! But not all people will be able to take these things with humor.

Nevertheless, I took the liberty of creating a small collection of curiosities at the end.

We are ridiculed by the psychopaths, but we can also shake our heads and laugh about the psychopaths. The delusion is partly really ridiculous.

I am now showing 4 pictures in quick succession, all of which are connected somewhere.

Picture 1: You see an energy input of 23 kt in a lagoon. The large wall of white fog in front of the black mushroom cloud is a very short condensation phenomenon, called “Wilson Cloud”.

The bomb in paradise

Shot Baker, 1946; 23 kt



[https://en.wikipedia.org/wiki/Operation_Crossroads#/media/File:Operation_Crossroads_Baker_\(wide\).jpg](https://en.wikipedia.org/wiki/Operation_Crossroads#/media/File:Operation_Crossroads_Baker_(wide).jpg)

Picture 2: You see the cake from the graduation ceremony for this test in the Officers' Club in Washington DC.

NOTE: 'Salute to Bikini' was the original title in the Washington Post, a cynical greeting to the contaminated islands (which had become inhabitable for decades to come, making the test a humanitarian catastrophe for the indigenous population).

Salute to Bikini: Operation Crossroads graduation ceremony



Officers' Club of the Army War College in Washington, DC


The Emperor Nero phenomenon (continued)

Picture 3: You see the situation after the dissolution of the condensation cloud.

It is the same test as Picture 1, just the photo was taken a split-second later. The base surge on the bottom races towards the target ships, which were anchored at a short distance from the blast.

WIKIPEDIA:

The purpose of the tests was to investigate the effect of nuclear weapons on warships. The Crossroads tests were the first of many nuclear tests held in the Marshall Islands.



https://commons.wikimedia.org/wiki/File:Operation_Crossroads_Baker.jpg

Picture 4: You see an original fountain at the World Trade Center.

At least this fountain has a disturbing resemblance to the cake. Exactly as the cake it reveals the clumsy mushroom cloud, the vertical stem cloud, the typical and pronounced base surge (the small arch of water). Even the target ships of the experiment are depicted as flower pots in the blooming lagoon...

Salute to New York: artwork 'The Sphere'

The situation becomes absurd when you know that an "underwater" atomic bomb has also been detonated at this exact spot, or—from the 1970 perspective—will eventually be detonated.



<https://911justicehalifax.wordpress.com/tag/dimitri-khalezov-wtc-nuclear-demolition/>

The Emperor Nero phenomenon (continued)

The situation becomes even more absurd when you understand that before 9/11 dolls—so called dummies—were set up in the buildings, namely for the art project “cowardly men have done it” (Gutless Men carried it out).

The artwork consisted of at least two parts. One part was located inside the building, the second part was located just outside one of the WTC exits.

“Gutless men carried it out”

This is a play on words cast in form. The dolls had a square hole in their belly and carried out a coffin-like object.

“Gutless” in English means “bellyless” or “cowardly”.

Mark Dotzler has analyzed the subject of the WTC artists, financed by the ‘Lower Manhattan Cultural Council’ (LMCC) and supported by ‘The Artist Residency Program in the Twin Towers’, which provided artists with studio space on the 91st and 92nd floors of the North Tower (and with full access for at least six months). He writes in respect to the esoteric connection of the artwork:

“Framed Dummies artworks in the buildings’ concourse and on an outside walkway were yet another part of these possible sick jokes...”

https://www.markdotzler.com/Mark_Dotzler/WTC_Artists.html

You can continue this game, there are many examples.

The next four pictures (on the following pages) have at least what is called a “little taste” in Swabian: a bland aftertaste, sometimes even the smell of sulphur.

9/11 art project: 'Gutless Men carried it out'



https://www.markdotzler.com/Mark_Dotzler/WTC_Artists.html



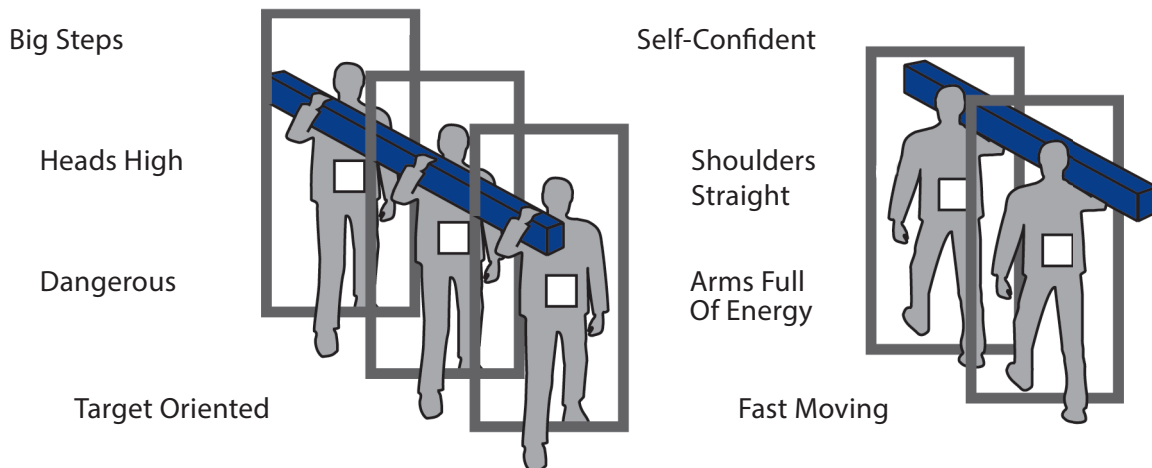
<https://www.youtube.com/watch?v=ufZmaXjktM>

"gutless" = "without bowels" or "cowardly"

"carry out" = "to transport" or "to do"

A wordplay cast into shape

Gutless Men carried it out !



The Emperor Nero phenomenon (continued)

Pictured below and at right we see the double play of the blue reactor lights at right and the “Tribute in Light” below in New York City’s annual recognition of 9/11.

Cherenkov radiation (the blue light) is revealed as soon as water and radioactive radiation is present. It was clearly visible in the first hours of the Chernobyl disaster and is a normal phenomenon in spent fuel pools.


The Art Of Ambiguity

The Tribute In Light versus The Reactor’s Blue Glow



http://en.wikipedia.org/wiki/Tribute_in_Light

The Tumor Mocks The Sick Body



http://en.wikipedia.org/wiki/Cherenkov_radiation

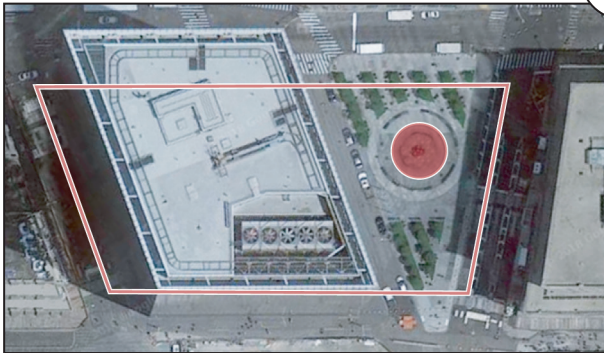
The Emperor Nero phenomenon (continued)

Here we see the double play of the radiation shields in three images below with eruption opening, in the case of the Twin Towers, and the Reflecting Memorial Pools, as they are named officially. For Building 7 the pool is without eruption opening, but it is very nice, designed as a radiation shield. In short: three towers, three shields.




https://en.wikipedia.org/wiki/National_September_11_Memorial_%26_Museum

2




<https://www.google.de/maps/place/7+World+Trade+Center>



<http://kensmithworkshop.com/silverstein-family-park.html>

At top, right, we see the double play between the dove representing peace and the eye of knowledge. The building was first presented as “Paloma”, but when open and together with the new ‘One World Trade Center’ it forms the pupil of the Eye.

As a matter of fact, the subway station Oculus does open on every anniversary of September 11th and looks up into the sky for about two hours. Inside the Oculus Station you are invited to relax and to marvel at the magnificent structure, even lying on the floor is permitted. However, lying on the floor on something can also be seen – from a rather crazy angle – as a gesture of submission. Without fail it can be said that for a cult this gesture has a deeper meaning, especially in the centre of its place of worship: prostration.



<https://www.youtube.com/watch?v=ygnCDPz9-ji>



The photo directly below was taken in 2002 during the ceremony of the first anniversary of the crime. A gust of wind whipped the dust into a thick cloud that billowed all through the complex, eerily replicating the smoke that hung in the air a year before. However, you see only dust, not rising steam. After one year, Ground Zero was cold. LEFT: both photos were taken in 2008. Only a small group of people gathered around the ring where the North Tower once stood, forming the occult Eye symbol with their bodies.



4. The Final Analysis

As I said before, some people have difficulties with physics, some people with information about the perpetrator group.

In the end, a model is a model. And we are allowed to play with it. Nevertheless, with the Ground Zero Model we have also achieved a new level of knowledge. Maybe the model contains elements that are wrong. I continue to hope that we can uncover the lie completely soon.

Here I have selected the photo of a hike in the German mountain range 'Ammergebirge'. The picture shows water, calmly flowing and in a natural environment. It is a healthy environment that has nothing to do with destruction or the man-made moving of mountains. And this harmony we should seek. So, stay focused on life, stay positive and open-minded.

The lie collapses, as soon as its true extent is recognized.
On the right scale everything becomes simple!



Copyright©2020 Heinz Pommer

I close this chapter with a quote from Thomas Jefferson,
because the [healing] knowledge is already there, here with us...

... only in the world outside the truth content is not yet recognized.


Thomas Jefferson said:

***“Educate and inform the whole mass of people...
They are the only sure reliance for the
preservation of our liberty.”***

~ Heinz Pommer, ending the AZK presentation in Switzerland



https://en.wikipedia.org/wiki/Thomas_Jefferson



Thomas Jefferson

THE GROUND ZERO MODEL

PART 4

THE PECULIAR CASE OF TRITIUM

By Dr. David Madlener



In the aftermath of 9/11 a lot of data has been observed that strongly suggest the presence of nuclear devices as postulated in the GZM, most importantly heat, seismic perturbations and camera artifacts indicating ionizing radiation. But there are almost no direct observations regarding the presence of radioactive isotopes which should be abundant at and around GZ. This observational fact has been used on several occasions to discredit any notion of the usage of nuclear devices.

What is unknown to most people is that the lack of evidence is not complete, hence the adverb *almost*. An unusual amount of a particular isotope of hydrogen, namely *tritium*, has been recorded at GZ shortly after the event. This detection was reported and immediately swept under the carpet by stating its triviality. To understand the importance of the documented recording we will go into a few details and hope that the reader will bear with us for some clarification of the underlying physics. Although the following chapters are technical they will help to understand that tritium was detected in concentrations *well beyond* natural occurrence and that the given explanation for its presence is *insufficient*.

1. Radioactive decay

The physical law describing the decomposition of radioactive elements is independent of the actual mechanism of instability. The decay law can be deduced from the basic principle that every atom of a certain isotope has the same probability to break up within a given time interval *independent of its history*. This also implies that it is impossible to predict when a particular nucleus will undergo decay, because it is a quantum mechanical tunneling process (\rightarrow Schrodinger's cat). Therefore the number of atoms dN decaying in the next time interval is proportional to the total number of atoms left $N(t)$ and the length dt of this time interval. This basic principle leads to a differential equation of first order, namely:

$$dN = -\lambda N(t)dt \Rightarrow \dot{N}(t) = -\lambda N(t)$$

Which states that a number of atoms N at a given time t will decay with a rate $dN/dt(t)$ proportional to this current quantity. The proportionality constant λ is called the *decay constant* and the minus sign guarantees that the total amount of atoms decreases. The decay constant is specific for each unstable isotope and is essentially the probability for a decay to take place in the next time unit. The physical unit of λ is hence the inverse of the chosen time unit used to express this probability, e.g. s^{-1} for seconds. The quantity dN/dt is also known as *activity* and measured in the SI unit Becquerel (Bq), which is defined as one decay event per second. This is the observable measured with a Geiger counter which is well-known for its random crackling sounds when counting single events. A historical unit for activity still in use today is the Curie (Ci) which is based on the decay rate of 1g of radium and set to 37 GBq.

$$1\text{Ci} = 3.7 \cdot 10^{10}\text{Bq}$$

A measurement of the *activity* of a radioactive element is also a measurement of its *quantity* because these observable quantities are proportional as stated in the differential equation. There is no simple way to change the decay constant because neither temperature, pressure, electromagnetic fields, nor chemical bonds will affect the probability of a nucleus to undergo a decay¹. Hence we can always assume proportionality between activity and quantity for a given isotope. The solution of the differential equation is given by an exponential function of time

$$N(t) = N_0 \cdot e^{-\lambda t}$$

with N_0 being the number of atoms at time $t=0$. Please note that the number $N(t)$ is in reality an integer quantity while the exponential function allows for arbitrary fractional amounts of atoms. This shows that the function is an approximation to reality but in excellent agreement with observation as long as the number of atoms is sufficiently high. The underlying cause is the stochastic nature of radioactive decay and all formulas given here make only sense at sufficiently large ensembles of atoms which is the case for all practical purposes.

An often used concept in the description of radioactivity is the *half-life* $t_{1/2}$ of a given isotope which is the time interval in which a given amount of substance decays by 50%. Using the exponential solution we can see that the decay constant is connected to the half-life of an isotope by²

$$t_{1/2} = \frac{\ln 2}{\lambda}$$

To emphasize: with the value of the decay constant λ and the activity, i.e. the number of decay events per second, we can calculate the number of atoms in a sample. There is no need to count radioactive atoms explicitly, they give themselves away by decaying! We will soon see why it would be otherwise very difficult to detect certain isotopes. To make comparisons between different measurements possible it is reasonable to state the *specific activity* which is just the measured activity divided by the mass of the sample, normally given in the unit Bq/kg, in case of water the equivalent unit Bq/l is often used. We will denote specific activities with small letters, i.e.

$$\dot{n} = \frac{\dot{N}}{m}$$

where m denotes the mass of the sample under scrutiny. All notions and formulas in this chapter are universal for any radioactive process.

2. The isotopes of hydrogen

Hydrogen is not a rare element, actually it is the most common element in our universe which consists in its simplest atomic form of a single proton and an electron. Almost three quarters of matter in the visible universe are made out of this stuff, which will

-
1. There are the special cases of electron capture and internal conversion that show a slight susceptibility to chemical bonds, but this is not important for tritium.
 2. Some of us still remember Valve's excellent video game series Half-Life and this is the formula the logo is based on.

form hydrogen molecules (H_2) once the density is high enough. Nevertheless hydrogen is almost never found in pure form on earth due to its low molecular weight. Hydrogen gas is able to reach the upper strata of our planet's atmosphere and actually escape the gravity well of our planet given enough time (the same is true for helium). Therefore we find hydrogen in our environment mostly bound to atoms of other elements like carbon, nitrogen, oxygen, sulfur, phosphorous and some other elements forming more or less stable compounds. The most common and important molecule and actually the basis for life on Earth is water or H_2O .

It turns out that hydrogen has three isotopes, so besides the common "one-proton hydrogen", sometimes called protium, we have deuterium ("second"), consisting of stable nuclei with one proton and one neutron, and tritium ("third"), which features an unstable nucleus with one proton and two neutrons. These three isotopes are chemically almost identical and can replace each other in any molecule containing hydrogen. The abundance of isotopes is the frequency in which they occur in our natural environment and in the case of hydrogen it is strongly biased towards protium which is around 99.98% of all hydrogen atoms. The concept of abundance is statistical and should be explained with an experiment that is easily described but difficult to perform. Imagine we had a sample of material taken from a spot of interest and we were able to extract a certain amount of molecules and count their atoms.

The deuterium fraction lies around 0.02% which means that out of every 10000 randomly counted hydrogen atoms from the sample there will be around 2 atoms of deuterium showing up. Because the sampling of the atoms is random, the number of deuterium will highly vary from sample to sample but if we repeat the experiment often enough we will find in the mean 2 atoms of this isotope for every 10000 hydrogen atoms. In reality such experiments are done with a mass spectrometer which can sort atoms by the mass of their nucleus.

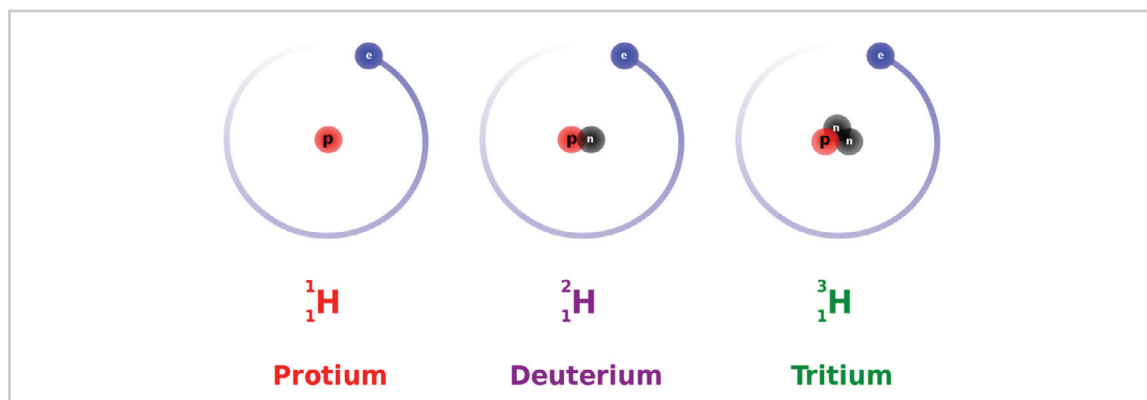
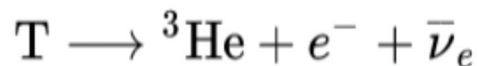


Figure 1: The three isotopes of hydrogen

The attentive reader will have noticed that there has been no mention of the third isotope which for all practical purposes is only detectable in minuscule traces and it would take quite a while to find a single tritium atom even if combing through random samples with trillions of hydrogen atoms at a time. It appears at first an impossible feat to find something so rare in practice but nature gave us a way to reliably count the amount of a radioactive isotope in a sample of material as we have seen in the previous chapter.

3. Tritium: the unstable sibling

Unlike the other hydrogen isotopes, tritium is unstable and will decay with a rather short half-life of ~ 12.32 yr (Lucas & Unterweger 2000) by undergoing beta decay, i.e. the tritium nucleus transforms itself into a stable Helium-3 nucleus that emits an electron and an electron anti-neutrino according to



When beta decay was discovered it was at first unknown that the *beta rays* that could be seen in cloud chambers were indeed fast electrons. This kind of decay is complicated to detect and easy to confuse in comparison to other radioactive processes for two main reasons. First, the reaction frees only ~ 18.5 keV which is a comparatively low energy for nuclear processes. Typically a nuclear decay event will involve energies in the range of MeV which is two to three orders of magnitude higher than the energy freed by tritium. Secondly, the decay energy is distributed randomly on the three generated particles which smears out the detectable quantity. The neutrino escapes detection while the helium nucleus is too heavy to acquire any relevant kinetic energy. What is available for practical detection purposes are electrons with a continuous energy distribution peaking around 3 keV and a mean energy of ~ 5.7 keV as depicted in Figure 2 on the following page.

This curve describes the probability to detect an electron from a tritium decay with an energy in the interval of 0..18 keV. Electrons with such low energies cannot be counted with most radiation detection devices like Geiger tubes or PIN diodes because the electrons are not able to penetrate neither a sheet of paper, aluminum foil, nor a glass tube. Any attempt to detect the presence of tritium with normal handheld devices will therefore always yield a null result. Additionally, a single detection event cannot be unambiguously identified as a tritium decay because of the broad energy distribution. It is necessary to gather a large sample of events and measure their energy with high precision to imply from the *emerging* distribution that the detected decays were indeed caused by tritium nuclei. Fortunately, in most applications no other entangling low-energy events in this domain can confound the measurement.

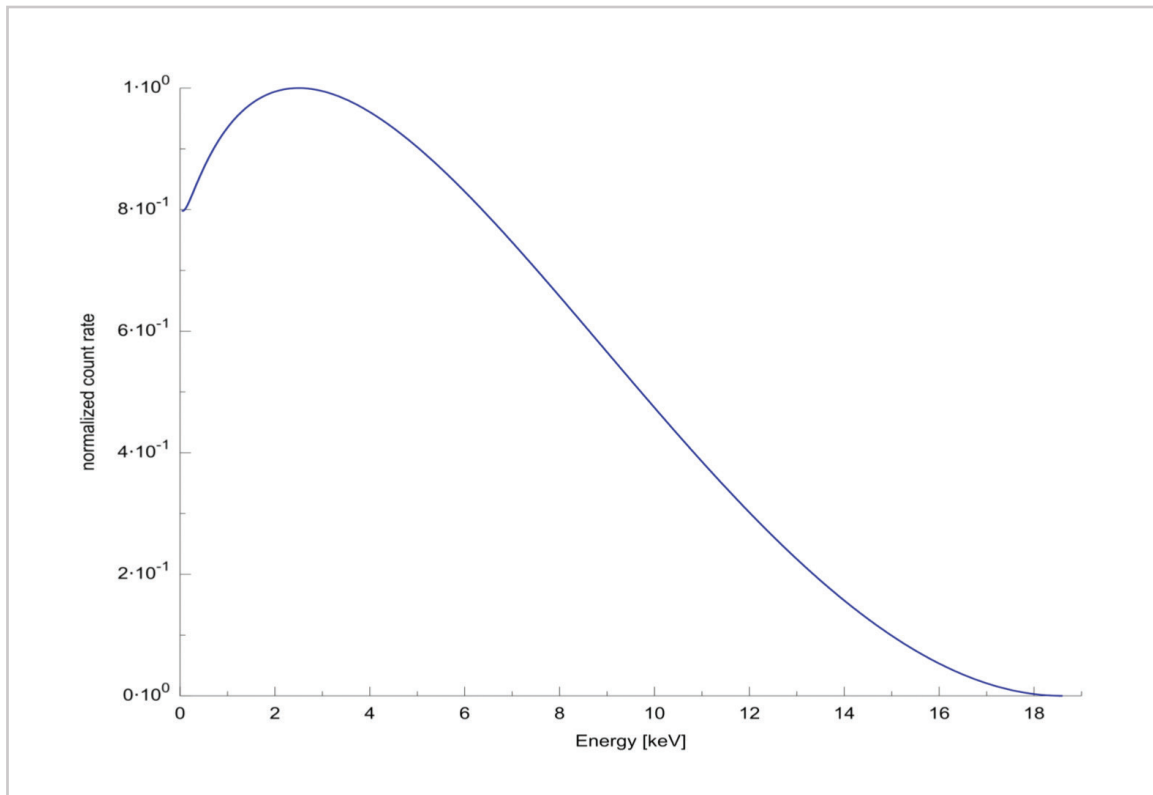


Figure 2: The energy distribution of the tritium beta decay

The inability of the electrons to penetrate any reasonably sized casing gives tritium a unique technical application: radioluminescence. By enclosing tritium gas in a glass tube coated with a fluorescent material, like zinc sulfide doped with silver or copper, it is possible to create a light source that can shine for decades without an energy source. The electrons produced in the gas phase will hit the walls and excited atoms in the coating will emit visible light. Such a *gaseous tritium light source* (GTLS) contains the radioactive isotope necessarily in the gaseous state otherwise the electrons would be absorbed before reaching the fluorescent layer. The importance of this feature together with the high volatility of hydrogen gas will become apparent later when we come back to the events of 9/11.

The radioluminescence effect is also a viable detection method in which a sample is put in a transparent container and mixed with a fluorescent compound, the *scintillator*. This compound will emit an amount of photons proportional to the absorbed energy from any decay taking place within the *scintillation chamber*. The more or less prompt flash is then detected by a photomultiplier tube or a photodiode generating a characteristic

electrical pulse which is then amplified and digitized. Such a *liquid scintillation detector* is used to quantify a sequence of flashes to record the energy distribution. By examining the shape of the pulses and comparing the energy of the measured decay events with the expected distribution in Figure 2, the presence of tritium in the sample can be verified and quantified. There is a vast body of literature on scintillation detectors alone and we will not attempt to go into further details. Instead we will assume in the following that it is possible to correctly determine the activity and its error for tritium.

Tritium is naturally produced by cosmic rays hitting nitrogen nuclei in the atmosphere. After the advent of nuclear technologies in 1945 this natural background level has been increased substantially, especially by atmospheric testing campaigns of thermonuclear weapons in the 50s and 60s.



Figure 3: A typical keychain GTLS

Because of its short half-life most of this contamination has already been degraded. The incomplete mixing of surface and underground water reservoirs leads to a significant difference in tritium activity of water depending on the sampling location. The contemporary background activity level of tritium for surface water with no nuclear facilities nearby is around

$$\dot{n}_T = (2.5 \pm 1.5)\text{Bq/l} = (0.07 \pm 0.04)\text{nCi/l}$$

This means that if one liter of water is put into a liquid scintillation detector, we would expect to see 1 to 4 flashes per second from tritium decays. The half-life of ≈ 12.32 yr yields the decay constant for tritium

$$\lambda = \frac{\ln 2}{t_{1/2}} \approx 1.7828 \cdot 10^{-9} \text{ s}^{-1}$$

With the background activity and decay constant we can calculate the typical concentration of tritium atoms in one liter of surface water

$$n_{\text{T}} = (1.4 \pm 0.8) \cdot 10^9 \text{ l}^{-1}$$

This sounds like a lot, but it is actually a tiny fraction compared to the number of normal hydrogen atoms present in the same liter of water which is approximately

$$n_{\text{H}} \approx 6.7 \cdot 10^{25} \text{ l}^{-1}$$

So there are more than 16 (in words: sixteen) orders of magnitude between the concentration of protium and tritium in normal water. Now we know why it would be difficult to detect tritium if it wasn't decaying. At low activities it is still a long process using a scintillation detector because of the necessary distillation procedure to remove possible contaminants and it will take hours or even days to gather sufficient statistical data to reproduce the graph in Figure 2.

For low activities typical for environmental measurements like the surveillance of water a special unit describing the *number fraction* of the isotope has been devised for the special case of tritium called the tritium unit (TU). It is defined as the ratio

$$1 \text{ TU} = 1 : 10^{18}$$

A tritium unit corresponds to a specific activity of 0.119Bq/l, so our contemporary environmental surface water contamination can be expressed in the much more memorable number

$$n_{\text{T}} = (21 \pm 13) \text{ TU} \cdot \text{l}^{-1}$$

In other words, we expect to find in our environment **10 to 30 tritium units per liter** on average. Before the advent of thermonuclear devices in 1953 rain water had concentrations around 5 TU on average from cosmic rays (Thatcher 1962). Underground water

reservoirs without access to surface water exhibit much lower concentrations because of tritium decay. Deviations from these numbers are only found near *nuclear facilities with high neutron fluxes*, like fast breeders or enrichment plants, which are for all intents and purposes today *the only important source of tritium on this planet*.

To emphasize this important point: if we find concentrations beyond three error intervals, i.e. **>60 TU**, which is equivalent to specific activities of **>7 Bq/l or >0.2 nCi/l**, there is only one viable explanation:

Tritium was artificially enriched by neutron irradiation from a nuclear device.

And that is exactly what was found in the aftermath of 9/11. Of course it is entirely possible that this enrichment has a benign reason like a broken GTLS. With our refreshed knowledge about radioactive decay and the properties of tritium we can now look at the report on the detection at GZ.

4. The report

At the 223rd national meeting of the American Chemical Society in April of 2002 a paper with the title "*Elevated Tritium Levels at the World Trade Center*" was presented by Semkow et al. and subsequently published in the Proceedings of the Symposium on Radioanalytical Methods and can be found under the permalink: <https://escholarship.org/uc/item/4xq88667>.

In this report Semkow and his co-authors report on three tritium detections out of 79 samples. All samples taken outside of GZ were upper bounds, so no clear signal beyond expected activity was detected. The original table with sampling locations, sources, and measured activities are shown in table 1 on page 6 in the report. There are four groups of samples and the first noteworthy fact is that *only the second group was taken specifically for this study*. The third and fourth group were sampled before the beginning of the study and were only included as a null reference. The samples from the second group are all from organic sources, i.e. leaves and grass taken at a considerable distance from GZ, particularly Albany, Brooklyn, Queens, Poughkeepsie, and one from Battery Park in Manhattan which lies ~1km to the south of GZ. It is necessary to emphasize that the first group was not collected by the authors but by "New York State agencies without tritium in mind". The authors then decided to take samples downwind (and upwind as null samples) to see if tritium could be detected elsewhere in biological samples. This implies that the authors either knew about the activities of ~3nCi/l *beforehand* or suspected that tritium was liberated from GTLS present in the WTC towers, which they later found out

was not the case. The latter case is improbable because *no sampling at GZ* was undertaken. If you suspect a radioactive substance at a certain location sampling or at this very location it would be straightforward, but this was not done at GZ. So the authors must have known about the samples taken from the basement of WTC 6 with a specific activity 30 times the expected background value. This observation was interesting enough to begin the study and take samples, but is downplayed by the authors several times because *“all these results are well below the levels of concern to human exposure”* and *“the concentrations are very low. In fact, 3nCi/l is about 7 times less than the EPA limit in drinking water of 20nCi/l”*.

When a scientist explicitly states in his paper several times that there is no cause of concern when reporting on results of an environmental measurement campaign to other specialists, it is by itself a cause of concern.

Just think about the following fictitious scene: You have an (imaginary) Geiger counter reporting every tritium detection with a crack and while you happily go around New York's suburbs you hear only a few sounds here and there, sometimes one, sometimes none, sometimes two or three cracks per second. Nothing out of the ordinary, just as expected. And after a while you get to a spot with smoldering remains and you find a stairway. And while you descend step by step your Geiger counter starts ticking faster with more and more counts per second. On the bottom of the stairway the needle on the detector gets visibly agitated while the loudspeaker shrieks at more than 100 cracks per second. You start scratching your head and try to formulate an explanation in your mind when suddenly Semkow and his coauthors jump out from behind the basement stairway and yell at you: *“Don't worry, the EPA allows almost ten times that radiation in drinking water! Everything is fine, now turn off that annoying sound and listen to our elaborate modeling approach!”*

This interjection is of course just as absurd as the comments in the paper downplaying the significantly elevated presence of tritium in samples the authors didn't even take by themselves. Just to be clear: the detected activity in the two split water samples would have triggered an alarm at a nuclear waste disposal site in Germany if detected in water leaving that facility. The fact that the EPA increased the allowable tritium level in drinking water is directly connected to the atmospheric nuclear weapon testing spree back in the early 50s that raised the background activity of tritium to higher levels. But these atmospheric tests are several half-times in the past and the tritium activity has almost normalized.

Therefore we shouldn't see any elevated tritium activity at GZ in the first place.

Semkow et al. knew this and that's why they took samples downwind of GZ to verify any

spread of tritium. But they didn't bother to take more samples at GZ and their motivation in not doing so will remain their secret. It appears that it was not important to get more tangible data but to explain away the elephant in the room of >1000 TU/l in two water samples from the B5 basement of WTC 6. So instead of going back to the central location and sampling at different spots and getting *hard data* on the distribution of the isotope at GZ like any scientist would do, Semkow et al. start to search *in their minds* for an explanation, i.e. plausible sources of tritium in the rubble. They find such a source in the form of GTLS which they first suspect in the buildings, but as stated before it turned out that no emergency light sources of this kind had been used at the WTC. Instead Semkow and his co-authors state three possible sources of tritium:

- i. Emergency lighting in the two planes that hit WTC 1 & 2
- ii. Illumination of weapons left at the WTC, i.e. scopes and night sights
- iii. Tritiated paint on watches

Assuming that the planes actually hitting the towers were the alleged ones³ the authors cite a total activity of ~ 34 Ci in the planes emergency lights. At first sight this looks like a promising source of contamination but all GTLS cylinders must have been shattered instantly on impact and their content was burned instantly to HTO. If tritium was not burned at impact, which is improbable but not impossible, the gas would have escaped easily, so we have only to regard the tritiated water in form of hot water vapor. This gas was transported with dry winds away from GZ and it is very difficult to quantify how much tritiated water was retained within the burning structures but it must have been a very small fraction of the primary 34 Ci, certainly not enough to explain the 3 nCi/l down in the basement of WTC 6 after 10 days of mixing with millions of liters of water. The retained activity from the emergency lights on the planes could have been a few μ Ci according to the first cited fire incident in the paper. This quantity would have been sufficient to contaminate only a few thousand liters with the observed activity. This is underscored by the first sample from a storm sewer at the WTC on 9/13 which had an activity barely above background. It is difficult to imagine the contamination being swept into the basement but never leaving a detectable trace on its way down. To get around this obvious lack of explanation Semkow et al. then set up a box model with water washing the tritium at the site into the cellar of WTC 6 where the sample was picked up. They hypothesize that broken gun sights were oxidized by fires raging through the rubble and set up a well-known solution for the box model and back-propagate by inserting some well-guessed parameters like porosity and water flow rate, and the observed activity of 3 nCi/l in the sample to get a source activity of ~ 6 Ci from 115 (one-hundred-and-fifteen) broken gunsights with 50 mCi each. The amount of weapons and the necessary boundary condition that all tritium is converted to HTO is so ridiculous that they add some broken watches, maybe

3. This is physically impossible because of the velocities measured by radar of the 'vehicles' hitting the WTC, but this is not important here.

lying close to or in the puddle (with or without the corresponding arm is not known) from which the sample was taken. No explanation on how the tritiated paint from the broken watches gets into solution is put forward or how fires can burn underground with no access to air in the rubble and oxidize tritium. But because they have *not a single piece of evidence* supporting their claim of more than one hundred broken GTLS from gunsights whose gas content must be converted completely to HTO which is not allowed to escape their model box (otherwise *more than a thousand* broken weapons are needed for their model to work) they explicitly write in their paper:

"Therefore, such a mechanism alone [is] not [sufficient] and another tritium source must have been present, which were the airplanes."

So they handwringingly postulate that at least some of the tritium from the planes must have found their way into the basement although they wrote a few paragraphs earlier that this would be very unlikely looking at a comparable event at which only a tiny fraction of the initial activity was detected after a fire and the fact that they couldn't detect any significant quantities topside on 9/13. In other words: the explanation put forward does not explain in any way the observation and has no empirical value whatsoever.

To summarize:

- i. Tritium was found in two samples taken underground at the same location with activities 20 to 30 times beyond normal environmental activities. All other samples show no tritium excess.
- ii. No attempts to gather further information by sampling of water at GZ were undertaken because the EPA said that the observed tritium levels are harmless.
- iii. There is no credible explanation for the observed presence of tritium. The attempt by the authors to model the measured concentration of the radioactive isotope with a box model is so implausible that the authors themselves show little confidence in their own work.

Does this mean that we can deduce from this detection of tritium the presence of nuclear devices used to demolish the WTC? That would be too optimistic because we cannot *exclude* the random possibility of an artificial source in the basement of WTC 6 in the form of a GTLS. If more samples had been taken at different locations and over time this would be a different story but we only have one data point.

5. Conclusion

What we can say with confidence is that this single data point fits well into the GZM because an underground nuclear chain reaction would have created sufficient fast neutrons to generate tritium from water. It would also be natural to expect increasing levels when getting closer to the original position of the nuclear demolition devices. It should be noted that the tritium levels should still be elevated today because less than two half-lives have passed, therefore a measurement campaign could still find elevated activities at Ground Zero.

~ Dr. David Madlener

THE GROUND ZERO MODEL

PART 5

Epilogue

By Heinz Pommer



1. The American dream

It would be unfair to leave the reader with our arguments, notations and thoughts about Faust, Plato's cave, nuclear physics and the crime of the century without providing at least a possible connection point to daily life, to the soft and steady flow of meaningless information and news that everything is great in America, or will be great.

How does all this connect to the American Dream?

The American Dream—at its core—is the dream of the European settlers, yearning for freedom, after being haunted century after century by the rapacity of monarchs, princes, rulers and all the servants of the monetary system, which is based on usury and rape.

It is this very dream which—in the United States—has been shaped and transformed by the Powers that be, to an extent where only movies, fairy tales and fantasy stories reflect today's reality, which is: illusion.

Control of emotions was always the key to success for the spiritual (cult) leaders of a nation, and only this is the power the ruling elite wants to obtain. The real dream had to die, for it endangers the position of the leaders.

2. The cult leader exposed

Blatantly put, a free and open society would not only annihilate the power of the ruling elite, it would destroy their world view, which we might summarize in one simple phrase, coined by the mentor of Paul Wolfowitz and Richard Perle (Leo Strauss [1899 – 1973];

“The right of the superior is to rule over the inferior”.

A theorem which was molded and sophisticated into a guiding principle by freemason Manly P. Hall [1901 – 1990]:

Cold blooded “reason” shall guide “mindless emotion”.

From this all follows and flows. The dynasties of Bankers controlling the flow of money, never had the intention—nor the option—to let America become the land of the brave and the free. And so, cunningly, they transformed reality into a dream, where only a good movie could connect to the subconscious, where it would stir and awake a deeper understanding of things.

The events of 9/11 were movie-like,
but sadly: they were real.

The fatal miscalculation of the ruling elite, thinkers and mass murdering philanthropists was that the 9/11 event stirred and awoke this deeper understanding of things and that the subconscious—unsettled and disturbed—would not calm down again as fast as usual. The fight between human forgetfulness and human curiosity had begun, the journey to truth was initiated.

Today, not only the truth is uncovered. More important is that we see and understand the structure of the lie, this carpet of spiderwebs, which were spun around the truth, layer after layer, year after year and decade after decade. And

so—suddenly—we are also aware of the spider’s existence and its greed and methods.

This is the gift of 9/11, like cursed Pandora’s box containing: hope.



And nonetheless, all this knowledge is old and well known. This book reveals nothing new—as some real discovery would do.

In a certain sense the book is thus useless, pointless, as for a knowing universe it does not add anything new. However, it certainly does—or at least strives to do so in good faith and intention —to free the human mind.

Actual
NASA Patch

To free the human mind from the perpetual lies of the cult leaders. To invite the cult followers to step out of the circle of death and abuse.

Thanking all people who contributed to this work and effort, thinking of all those who were murdered by the nuclear de-

struction of the World Trade Center simply for harvesting the emotional response from the oppressed masses, I close this book with a quote from... a movie script.

Capricorn One narrates a government hoax and crime created to deceive the public on a supposed Mars landing. Seeing the rocket launching with precision, the public is unaware of the spacecraft being empty. After a "live transmission from Mars" the three astronauts had to be killed by government agents. However, one crew member escapes the killing squad, making it just in time to the astronauts' memorial service, and so stepping out from a dead dream into reality.

<https://www.youtube.com/watch?v=SqVIFNbnhpU&pbjreload=10>

Suddenly, the cult leader of the perpetual lie had to face truth.

A dead dream that should not be allowed to die.

The president of the United States speaks:

"My fellow Americans. I come here today to talk of unfinished hopes and of unfulfilled dreams. Charles Brubaker, Peter Willis and John Walker left this earth for their dream a little more than eight months ago. They were never able to return to us.

Their dream was able to grow and flourish. Because of the support of millions of citizens all across America. At a time when cynicism was a national epidemic, they gave us something to take pride in. It is a dream that should not be allowed to die.

A nation is built on the spirit of its people. The test of the greatness of any nation is how that nation pulls together in a time of crisis. The only limits on what we can



Actual
NASA Patch

achieve are the limits we place on our hopes. These three men reminded us of the limitlessness of our hopes. There was a moment in these past few days when we were all one people. We were all hoping, we were all a little bit taller, a little bit prouder. We were all feeling the same fears and the same exhilaration.

These three men brought us together. We knew together that there are no goals we cannot reach if we just reach for them together.

There is no adequate way in which we can express our gratitude to the men themselves because they are no longer among us. However, we can serve their memory, what they stood for..."

~ Heinz Pommer

THE GROUND ZERO MODEL

PART 6

Annex

By Heinz Pommer





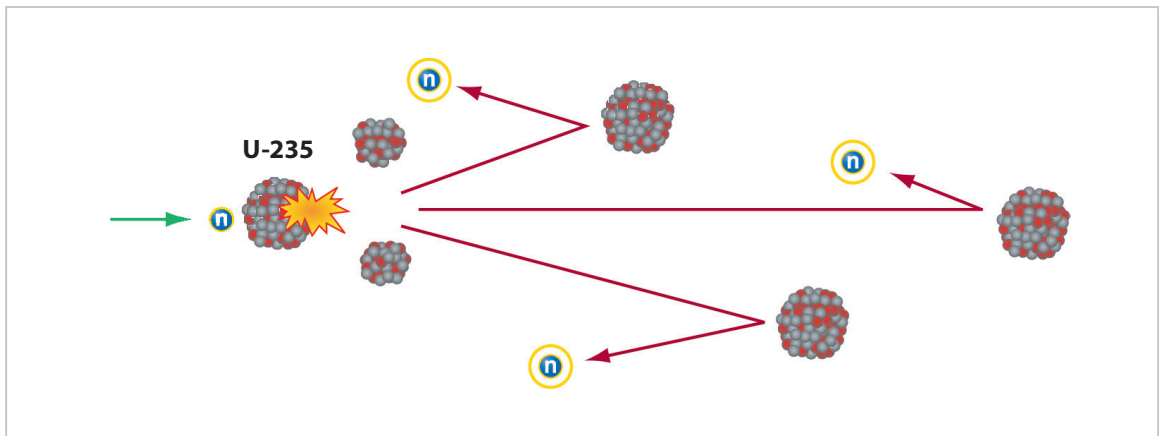
Shining Light On the Darkness

1. About neutrons and fission

Natural Nuclear Fission: the need for SLOW neutrons

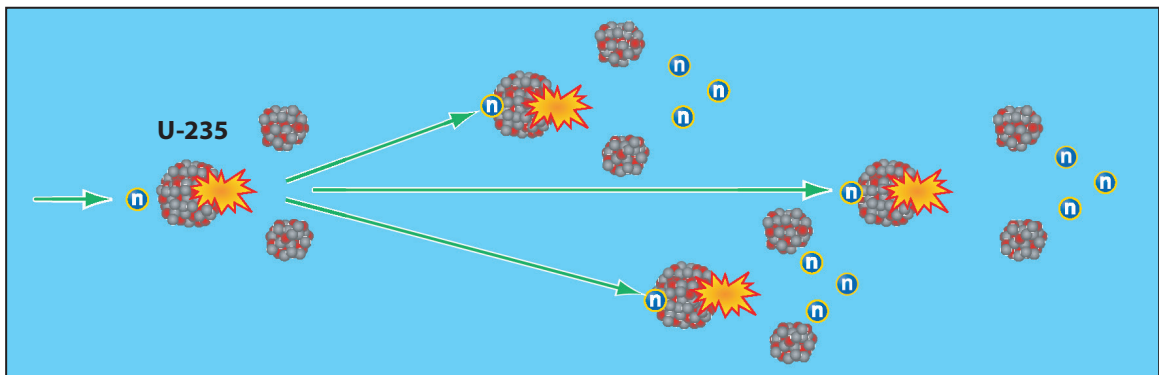
During fission, the nucleus of uranium liberates three very energetic neutrons. The speed of these fast neutrons is about 20,000 km/s.

Here is the point: for a chain reaction these fast neutrons are useless. Hitting another nucleus, they simply bounce back (see red arrows):



However, in water the situation changes. The fast neutrons are slowed down by the water, bouncing back and forth on many atoms. As soon as they slow down to a speed of 2 km/s they can suddenly PENETRATE the nucleus of uranium-235, forming uranium-236. This nucleus explodes from within, liberating three neutrons.

If the process continues, a chain reaction can build up.



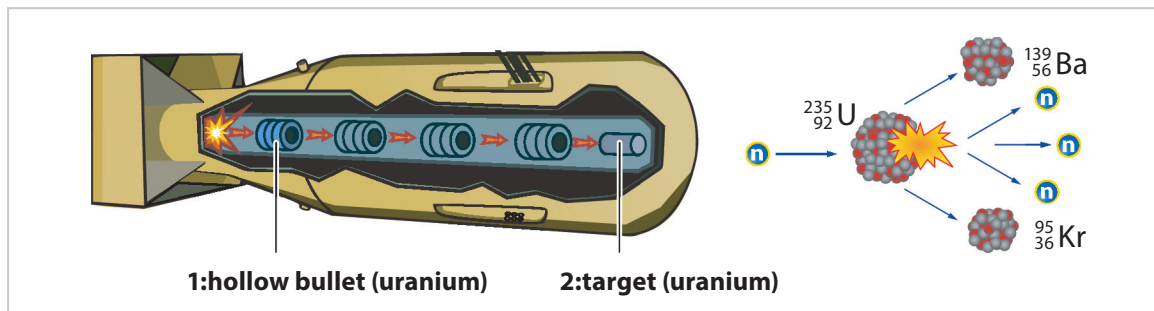
Scattered Neutrons: the bomb

Anyone knows of course that a nuclear fission bomb works 'all alone' and needs no water in order to explode.

"Where then is the moderator?" , you may ask.

The bomb uses a trick. The neutron moderator is "outside" the bomb's core, which is surrounded by a thick layer of iron. This thick layer of iron has a function.

By this layer neutrons which already escaped the fission fuel are slowed down and scattered back. For the bomb to work the iron layer just needs to be thick enough, it will then send the slowed down neutrons back into the fuel. As slow [or thermal] neutrons, they can start the chain reaction.



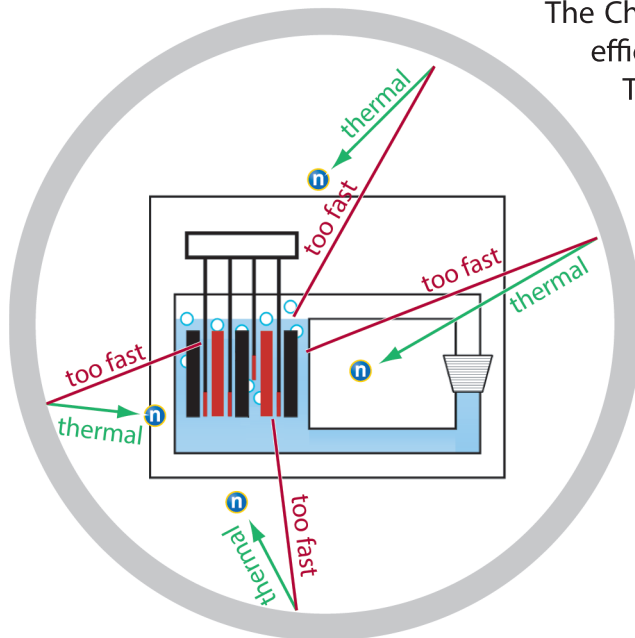
https://en.wikipedia.org/wiki/Little_Boy

Technical data of the Hiroshima Bomb

- weight of the uranium: 64 kg (both isotopes)
- degree of enrichment: 80% fissionable U-235 and 20% inert U-238
- efficiency (actually split = 1 kg): approx. 2%
- energy release: 15 - 16 kt
- weight of the bomb with bombshell: 4,400 kg
- dimensions: length: 3.0 m/diameter: 0.71 m

The functional principle of the bomb is simple: a hollow cylinder of uranium (1) is shot at a target cylinder of uranium (2). By uniting the hollow cylinder and the target cylinder, the uranium mass increases suddenly: it becomes supercritical and the chain reaction starts. The bomb explodes so fast that 98% of the fissionable fuel evaporates unspent and only 2% of the fuel undergoes fission.

Scattered Neutrons: the Chernobyl disaster



https://en.wikipedia.org/wiki/Chernobyl_disaster

The Chernobyl reactor had a positive void coefficient of reactivity at low power levels. This means that the formation of bubbles (voids) from water boiling intensified the nuclear chain reaction.

Through these steam bubbles fast neutrons did escape the reactor core, but not for long.

As these fast neutrons did meet an obstacle, meant as a protective measure (the outer walls and the graphite rods) they were scattered back into the fuel.

Being scattered back they lost energy, thus being thermal neutrons; ending up directly in the fuel, these thermal neutrons did what thermal neutrons do: start fission.

As the reactor was already at its limits, this increase did blow up the entire structure (due to a steam explosion).

Scattered Neutrons: the Ground Zero Model

Similar to the Chernobyl disaster the GZM as presented in Switzerland was based on the same assumption: an increased flux of slow neutrons meeting purified fuel.

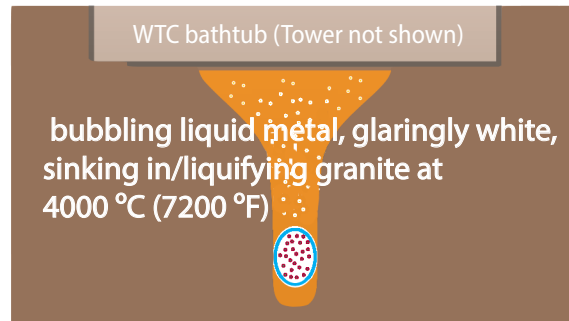
This remains a very likely scenario. However, it is unclear if a layer of liquid beryllium was needed to scatter fast neutrons back as thermal [slow] neutrons, with beryllium swimming on top of the granite slag, or if thorium had this double effect: creating a neutron reflector and purifying the fission fuel by evaporating/condensating.

Scattered Neutrons: ignition of the GZM device

As presented in Switzerland

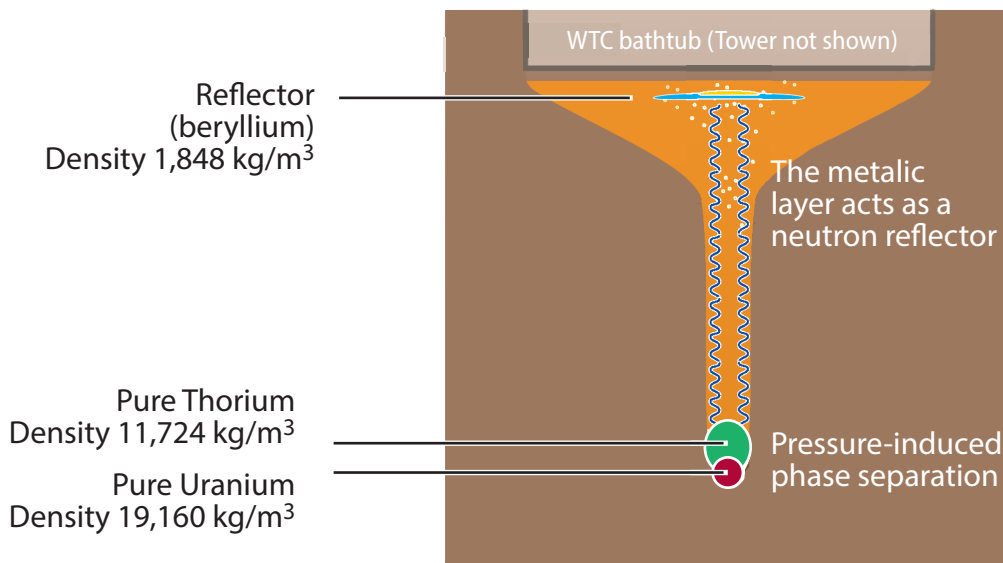
Below: The system is under control: fast neutrons escape, uranium fuel is mixed continuously with thorium. The glaringly white bubbling liquid metal is sinking in the now liquified granite at 7200 °F.

The system is under control: fast neutrons escape, uranium fuel is mixed continuously with thorium



The system becomes supercritical under pressure: thermal, reflected neutrons hit pure uranium

Below (old layout, as presented in Switzerland): The system becomes supercritical under depth pressure: thermal, reflected neutrons hit pure uranium.

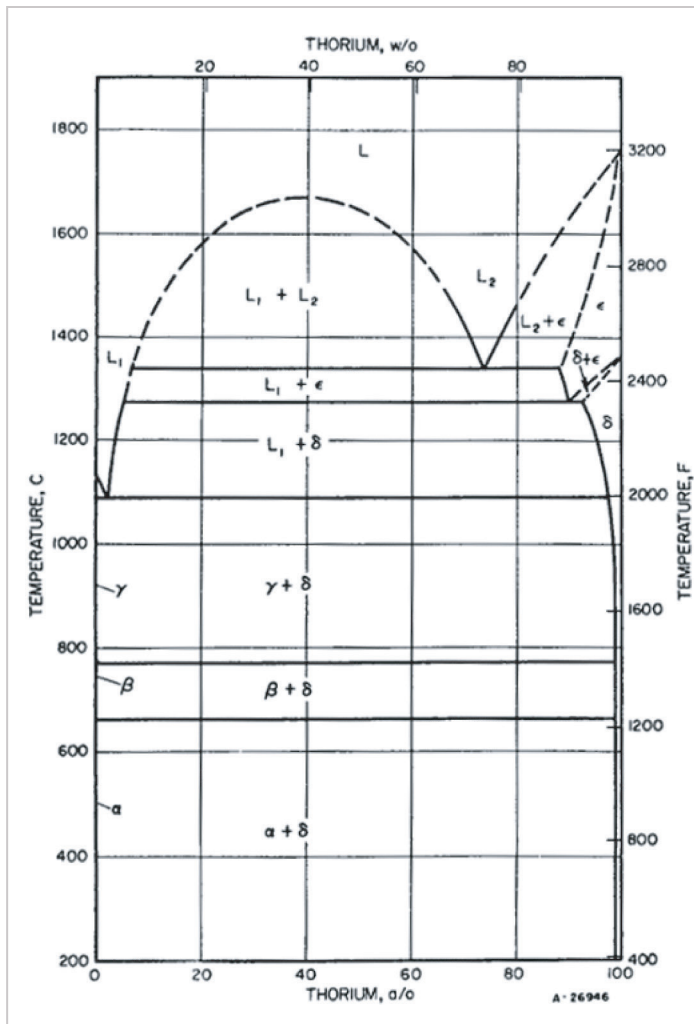


2. Solubility and phase separation (near Zero Time)

Dr. Bruce Baird (a supporter of the GZM) pointed out that phase separation of uranium and thorium due to depth pressure was unlikely, as heat and pressure change the solubility of a U-Th-system (see diagram below).

The GZM is a very rough and straight forward model. Exact calculations and refined modelling must be reserved for the experts.

REPORT NO. BMI-1300 UC-25 Metallurgy and Ceramics CONSTITUTION OF URANIUM AND THORIUM ALLOYS



Source (page 69): <https://www.osti.gov/servlets/purl/4324513/>

The diagram at left is presented here just to point out that reality is tricky.

However, the main problem of the GZM is solved.

No matter if supercriticality was achieved by sudden fuel purity (through depth pressure or distillation), or by a sudden increase of thermal neutron flux, or by a combination of these effects, we know for sure:

**This is the direction
in which we have to go!**

3. Containment of nuclear explosions (Zero Time + 5 sec.)

A paper published in **September 2001 [!]** by the USGS gives a detailed insight into the conditions of the rock seconds after a nuclear explosion.

The paper says in respect to the equilibrium state that: *"the cavity reaches its maximum size [at 150 kt after 0.5 seconds], the pressure within is equal to roughly 150-200 atm, and the temperature is 4000-5000 degrees Celsius [7,200 °F - 9,000 °F]."*

USGS: OPEN FILE REPORT 01-312 The Containment of Soviet Underground Nuclear Explosions

Formation of highly compressed gasses in the containment cavity

The process of forming an explosive source during the detonation of a nuclear device is comprised of the formation of a cavity, which fills with gaseous by-products at high pressure. Estimates show that at the moment when the cavity reaches its maximum size (after roughly 0.1 sec/kt^{1/3}), the pressure within is equal to roughly 150-200 atm, and the temperature is 4000-5000 degrees Celsius. The processes of condensation of a portion of the gasses and the mass transfer of substances lead to a situation where 1-10 sec/kt^{1/3} after the explosion, a dynamic equilibrium of the gaseous mixture is established.

Source (page 19): bit.ly/2WZzmfP

We should note, however, that the equilibrium state can only be reached if the device is fully buried in the rock, thus stopping the energies (heat and pressure).

Only then the surrounding rock can build up the counter-pressure, thus stopping the expansion of the nuclear plasma. In case of an open channel, this stopping will be incomplete. The outbursting plasma could therefore be even hotter than the above mentioned 5,000 °C [~9,000 °F], not reaching complete stop.

My estimate was 8,000 °C [~14,000 °F], but even such low values as 6,000 °C [~11,000 °F] would instantly evaporate iron (boiling point 2,862 °C [~5,200 °F]).

The 9/11 dust also contained microdroplets of evaporated and re-condensed molybdenum (boiling point 4,639 °C [~8,400 °F]).

Any evaporation process requires additional energy (called enthalpy of evaporation, still needed **after** reaching the boiling point). The presence of molybdenum-microdroplets indicate that temperatures were **well** above the maximum given by the USGS. Why? Because much, much energy is needed **instantly** for **INSTANT** evaporation.

4. Shot angle: the V-shaped cut

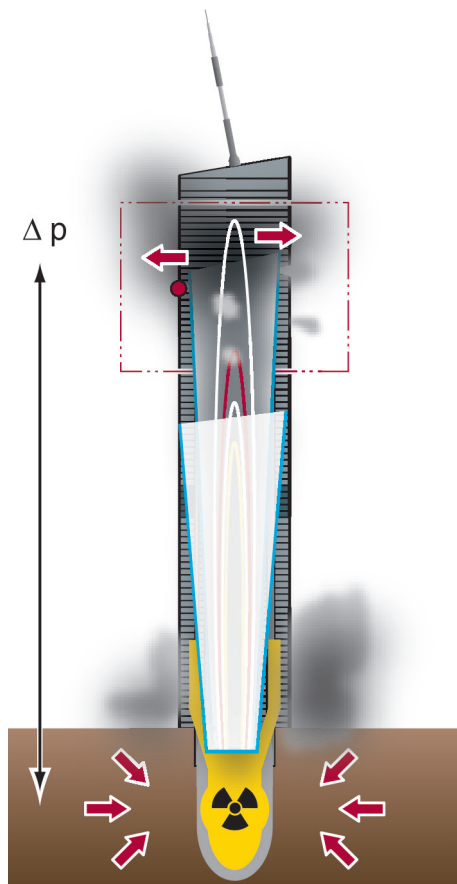
It is known that a 600 foot high segment of the North Tower was standing for a few seconds after the shot.

This standing segment was nicknamed 'The Spire'.

However, a careful analysis of another video taken by Richard Peskin reveals that the 'Spire' is actually a V-shaped cut in the outer steel frame structure.



http://www.whale.to/b/wood_h.html



This V-shaped cut strongly corroborates the GZM, as only a shot out of the ground would leave such a mark.

The red dot marks the rotation point of the left cornerstone (last picture).



Before the shot: <https://www.youtube.com/watch?v=eEwSHkQvTI8&t=22m55s>

After the shot: <https://www.youtube.com/watch?v=eEwSHkQvTI8&t=26m49s>

5. Steam eruptions

When the first chunks of debris of the destroyed South Tower hit the ground, white steam eruptions suddenly shot out of the ground. This white steam cloud quickly grew in size in front of the black dust cloud, mixing with it.



<http://911research.wtc7.net/wtc/evidence/photos/wtc2biggardust1.html>

Eruption (early stage) / Eruption (after 8 seconds)



https://www.youtube.com/watch?v=k_64RigP1Fk&t=9m51s

https://www.youtube.com/watch?v=cKtHOVy4_8&t=2m15s

An opponent of the GZM pointed out that the falling debris simply caused the rupture of an old steam pipe, sending the white cloud into the air.

It is true that violent steam pipe explosions do occur in New York, which indeed can be dramatic (2007 and 2018 for example).

On September 11th, 2001 however, the steam eruption near Building 6 did NOT continue after the South Tower's destruction. The steam shot out of the ground, grew within 20 seconds to a huge size, but then it settled together with the black dust.

Broken steam pipe in New York, 2018

Thus we maintain our position, that the steam eruption on 9/11 [images at left] was indeed a release of overpressure directly out of the ground.

It did not require a shutdown of the City steam supply before subsiding, therefore it was not caused by a broken steam pipe [image at right].



<https://www.reddit.com/r/megalophobia/comments/9080an/>

6. The blast holes

South Tower

The photo below shows the “entry” into a side branch of the eruption channel of the South Tower. At first glance this photo is inconsistent with the effects of a nuclear blast, as it shows “intact” structures.

However, understanding that a steam eruption took place this photo becomes an important piece of evidence—it corroborates the GZM.

Further, we cite a first responder (Michael): *“It was so goddamned hot in there, in the rubble even. Just the heat from the fires ... it was like standin’ next to a heated oven in the summertime when the oven door is left open—just so freakin’ hot! And the craters. There’re just these huge voids...”*

[\(Page 176 of Buzelli's Book "We All Fall Down"\)](#)



<http://www.abidemiracles.com/images/terrorism/911nukes/010915wtc2subbasemt.jpg>

The blast holes

North Tower

The photo below shows standing remains of the North Tower, September 17th, hanging out from the plumb line (behind it, Building 6 and Building 7).



[https://commons.wikimedia.org/wiki/Category:Aerial_photographs_of_Ground_Zero_\(World_Trade_Center\)](https://commons.wikimedia.org/wiki/Category:Aerial_photographs_of_Ground_Zero_(World_Trade_Center))

7. Technical data (estimated)

Technical data of the GZM device

- weight of the uranium [19,100 kg/m³]: 500 kg (both isotopes)
- degree of enrichment: 25% fissionable U-235 and 75% inert U-238
- efficiency (actually split = 10 kg): approx. 8%
- energy release: 150 kt
- weight of the thorium [11,700 kg/m³]: 1,500 kg
- dimensions of the active bomb (liquefied sphere): diameter: 0.68 m



Why did I choose these parameters?

Reason 1: The USGS dust sample analysis reveal a thorium-uranium relation of 3:1

	MINIMUM	MAXIMUM	MEAN
Thorium ppm	5.36	30.7	9.31
Rubidium ppm	8	25.2	19.01
Cobalt ppm	1.7	13.9	6.36
Niobium ppm	4.4	11	8.34
Scandium ppm	4.4	9.8	6.63
Uranium ppm	1.96	7.57	3.29
Cadmium ppm	0.11	7.5	2.80
Arsenic ppm	3.5	6.8	***
Gallium ppm	2.8	6	4.15
● Beryllium ppm	1.8	4.2	2.96

<http://pubs.usgs.gov/of/2001/ofr-01-0429/chem1/WTCchemistrytable.html>

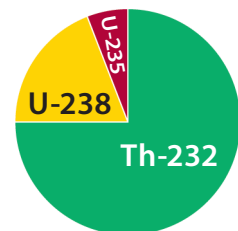
Reason 2: The device [as a reactor] should run with an extreme energy output.

A normal reactor runs with 3.5% enriched uranium.

A nuclear weapon requires at least 20% of enriched uranium.

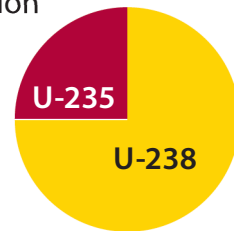
After activation we have thus in the liquid mix 6% fissionable fuel:

125 kg U-235 + 375 kg U-238 + 1,500 kg Th-232



Reason 3: The device [as a bomb] must explode after phase separation

After phase separation the thorium is no longer present in the mix, we achieve thus the original degree of 25%:
(125 kg U-235 / 375 kg U-238)



Reason 4 (efficiency):

The 15 kt Hiroshima device consumed 1 kg of fuel [out of 0.8 x 64 kg], at an efficiency level of 2%. Any 150 kt device would consume exactly 10 times more, thus 10 kg of fuel.

This leads to an efficiency level of 8% for each GZM device (10 kg/125 kg = 0.08).

It is easy to explain this extremely high efficiency level: the Hiroshima bomb evaporated in the air a few millionths of a second after the chain reaction started. At 9/11, however, the bomb had nowhere to go: it was trapped in the granite, so the explosion or reaction could continue.

Reason 5 (total mass):

The radius 'r' of the melt cavity (evaporated granite) is defined by a simple formula, the cavity grows with the cubic root of the yield value: $r = factor_{rock} \cdot \sqrt[3]{yield [kt]}$

Zones in surrounding rock	
Name	Radius
Melt cavity	4–12 m/kt ^{1/3}

cubic root [150 kt] = 5.3
factor rock = 4.75
result: radius = 25 m

https://en.wikipedia.org/wiki/Underground_nuclear_weapons_testing

Sphere volume: $V = \frac{4}{3}\pi r^3$
r = 25 m → V = 65,500 m³

Density of granite: 2,620 kg/m³ → m = 1.7 · 10⁸ kg

This means:

1. the bomb created a gas pressure chamber in the granite with radius r = 25 m
2. the liquid chamber contained 170 million kg of granite (and the bomb's elements)

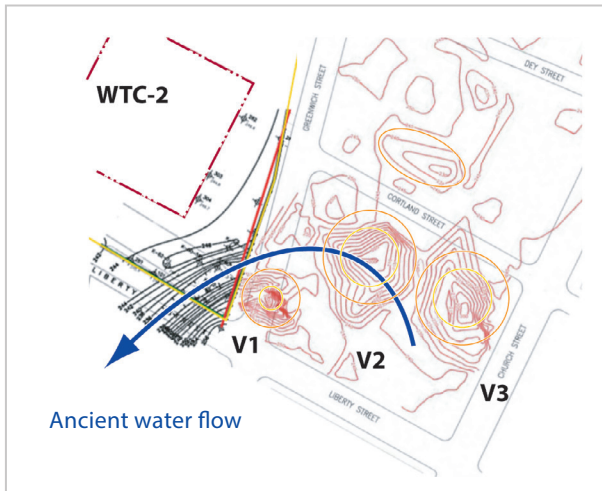
As the USGS dust sample revealed a concentration of 9.31 ppm thorium, this leads to:

$$170 \text{ million kg} \cdot 9.31 \times 10^{-6} = 1,580 \text{ kg thorium}$$

However, the figure may not accurately reflect the amount of thorium in the bomb, due to additional and natural contamination of the granite.

8. Glacier potholes and molten rock

Nature is full of wonders and mysteries. Looking for molten rock and finding similar structures seems to be a great success. However, the “proof” turned out to be a trap.



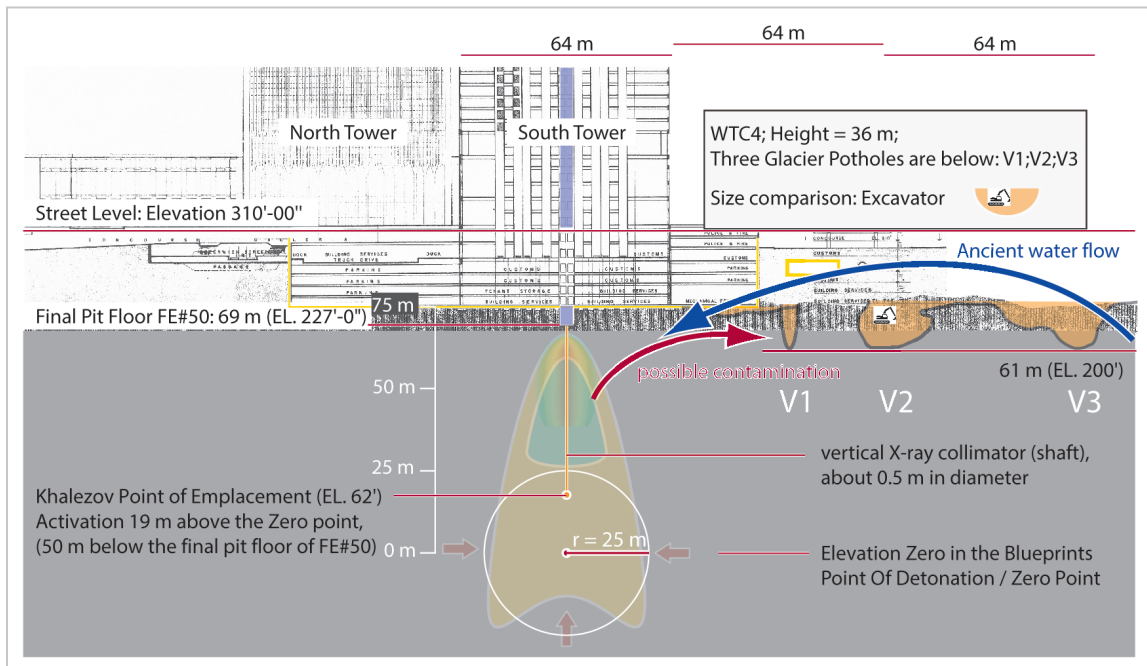
Three glacier potholes were discovered under Building 4, strikingly similar to formerly molten rock.

Pothole V1 was destroyed by heavy equipment.

Pothole V2 was partly destroyed and sealed with concrete.

Pothole V3 was just filled up with gravel and sand.

<https://dSPACE.sunyconnect.suny.edu/bitstream/1951/47900/1/moss-09.pdf>



<http://911research.wtc7.net/wtc/evidence/masterplan/docs/page14.jpg>

However, potholes V1 and V2 are insofar connected to 9/11, as they might have been slightly contaminated from below. Thus the argument that all the observed scrubbing, washing, blasting and concrete works in V2 were a decontamination effort is valid.

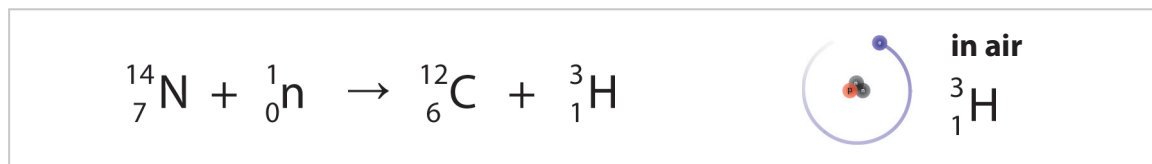


<https://dspace.sunyconnect.suny.edu/bitstream/1951/47900/1/moss-09.pdf>

The picture on the left shows the location of the three potholes in respect to the South Tower and the sphere of molten granite below it. Any sinkholes or ground deformations would be directly under or next to the Tower, but not 80 meters away. We propose that these are, in fact, glacial formations and that they may have been slightly contaminated with radiation. Being hard, immovable geological formations rather than debris and earth that could be moved to Fresh Kills landfill, some areas did need to be scrubbed down and decontaminated (pothole V2 shown above).

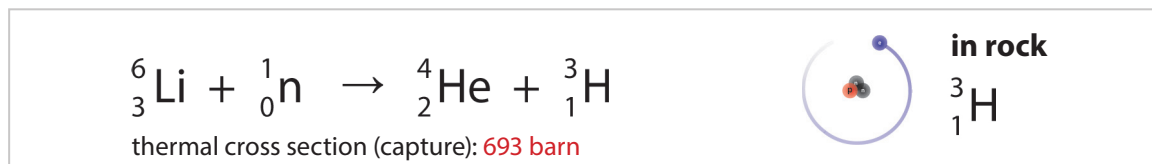
9. Tritium and Neutron Activation in water

Tritium will be created naturally, if a flux of free neutrons is available. Well known is the process, where nitrogen—abundantly present in the air—absorbs one neutron:




<https://www.chemie-schule.de/KnowHow/Tritium>

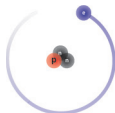
Tritium will also be created in rock, if Lithium-6 is present. This is a rather peculiar nuclear reaction as the would-be stable isotope Lithium-7 is formed. After the hit however, the energy absorbed in the small nucleus is such, that the stable nucleus splits.



Sources of Tritium: <https://www.osti.gov/servlets/purl/6867774>

THE 1970 SYMPOSIUM points out that even if Tritium is created in water (due to the presence of deuterium) concentrations will be a million times less than in rock. The reason for this is the low cross section of deuterium for interacting with neutrons and its rare occurrence in water.



$${}^2_1\text{H} + {}^1_0\text{n} \rightarrow {}^3_1\text{H}$$


in water
 ${}^3_1\text{H}$

thermal cross section (capture): **0.0003 barn**
https://en.wikipedia.org/wiki/Neutron_cross_section


*Page 89: "Surrounding the explosive with water can also **virtually eliminate neutron activation** that would otherwise occur from interactions with rock. Production of tritium from deuterium in water is about a factor of 10^6 below tritium production from lithium in rock."*

Hydrogen H-1 will turn into stable deuterium H-2 after neutron capture. Oxygen O-16 will form stable O-17/O-18.

Source (Volume 1, Page 89 [PDF page count]): <https://www.osti.gov/servlets/purl/4106908>

10. HotSpots

In the center of the explosion of any nuclear device temperatures reach about one million degrees, from this results high pressure and a fierce electromagnetic radiation mix. Only a very attenuated part of this energy made it to the surface. HotSpot A was the energy-richest, but not the hottest zone. Some values are given below.



The heat center A under WTC7 was the most energy rich!

The energy quantity in the center is high due to the OVERLAPPING of the hotspots and the glowing steel (lacking eruption, simple sagging).

A: Temperature = 1,000 °K (1,340 °F)
A: Area = 15% of the base area

Twin Towers:

The energy quantity is low in the centre of the Twin Towers: when seen from above the real heat source in the granite is not revealed.

The position of the [deep] heat center and the melted steel are offset AFTER the eruption.

The two yellow ellipses mark the zone of the impact of the towers' upper blocks (glowing from the inside).

Hotspot	Location	Temp.	SA(Spot Area)	MA (Max. Area)
A	WTC7	1000 °K	0.60 m ²	430 m ²
B	WTC7	830 °K	0.08 m ²	120 m ²
C	WTC1	900 °K	0.80 m ²	130 m ²
D	WTC1	790 °K	0.80 m ²	180 m ²
E	WTC3	710 °K	0.40 m ²	130 m ²
F	WTC2	700 °K	0.40 m ²	930 m ²
G	WTC2	1020 °K	0.04 m ²	740 m ²
H	WTC4	820 °K	0.08 m ²	0.80 m ²

<https://pubs.usgs.gov/of/2001/ofr-01-0429/thermal.r09.html>

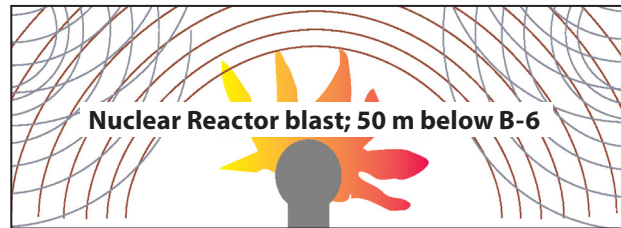
11. The final score: advantages of the GZM

We consider the NIST report a lie, and the "thermite-only" story a convenient tool for managing a controlled opposition in the Truth Movement, namely A&E.

Ending this book we shortly list the shortages of the "only bomb model" by Khalezov and the "only reactor model" as described by William Tahil (see reactor picture below).

11.1 Depth of Burial (DOB)

All three models use the same DOB value for emplacement: 50 m below the B-6 level. However, only the GZM assumes that the mixture melts its way down until reaching Elevation Zero at 69 m below B-6 level, thus giving the blueprints' Zero Point notation a deeper meaning.



https://wikispooks.com/wiki/File:GZero_Report.pdf

11.2 Shockwaves and Work mode

The intrinsic shortage of the Khalezov Model is the missing shockwave after explosion of the 150 kt device; with Sedan in mind we expect a 4.75 quake on the Richter Scale;

- registered for the South Tower was only a faint 2.1 quake on the Richter Scale
- registered for the North Tower was a noticeable 2.3 quake on the Richter Scale

The intrinsic shortage of the Tahil Model is the controllable and still working reactor, which had to survive for sixty minutes (South Tower) or even one hundred minutes (North Tower) at an extreme energy output without being immediately destroyed.

11.3 Radioactive Contamination

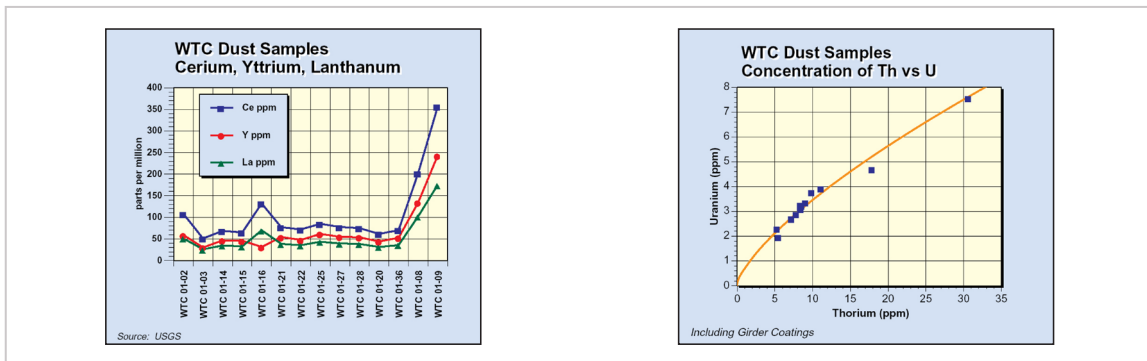
Both the Khalezov Model and the Tahil Model fail short to explain the extremely low radioactivity levels of the dust. The double-shielding of liquid granite and the exploding water booster do not exist in either model.

William Tahil's model includes spent (old) reactor fuel, assigning falsely the entire amount of confirmed Barium and Strontium to a nuclear process. This is a gross error. Radioactive contamination would have been extreme in this case.

11.4 Correlation of fission products

William Tahil's Model is excellent in many ways, however by over-detailing the astounding correlation of suspected fission products in the dust he made himself and his model an easy target for defamation.

The GZM solves this problem: the existence of a huge gas pressure chamber means equal mixing of all chemical elements, both rock and reactor bomb components. Therefore, without an isotope analysis it is impossible to determine the origin of such elements as Cerium, Yttrium and Lanthanum, which might be natural – or artificial/nuclear.



11.5 The GZM and the "Coalition of the Willing": fighting a nuclear Bin Laden

One of the most stunning and seemingly absurd statements of Dimitri Khalezov's video interview is his position that American officials might have chosen activating the Nuclear Demolition of the WTC themselves, out of a situation of extreme danger.

<https://www.youtube.com/watch?v=Lec9giab90I&t=2h56m10s>

The story goes that Russian nukes were sold on the black market, making their way into the Twin Towers. The explosion of a 500 kt nuclear weapon above ground would have obliterated New York. The threat could only be stopped by destroying the Twin Towers, together with the foreign nuclear warheads.

However, the "story" gains some credence with the existence of other sources, telling roughly the same tale: an innocent government acted under extreme pressure. It is my conviction that this is a false trail, but a fabricated one and ready-to-use cover story, had the public suspected the nuclear nature of the event on day one. It did not.

The above statements cannot be proven by the author. But we all have reasons to suspect that the methods applied in US politics for forming a military alliance and demanding "cooperation" might be much darker than we ever expected.

Contributing authors: Dr. David Madlener



Dr. David Madlener

Dr. David Madlener, at left, studied at Cologne university both Mathematics and Physics. He graduated in 2008 on Numerical Simulations in Astrophysics with a software to simulate hydrodynamics and gravitation.

During his studies he worked at the German Center for Aerospace (DLR) on the software and electronics of a Mars rover for Beagle 2 and later on SESAME, an experiment for Philae, the probe that made the first soft landing on a comet in 2014.

He earned his PhD at Kiel university in 2013 researching Young Stellar Objects (YSOs) with an emphasis on Radiative Transfer and Optimization with Monte Carlo methods. As a Postdoc he then worked at the renowned Max Planck Society observing YSOs with IR interferometry. He is now a system architect for digital designs and develops optical sensor technology for autonomous systems.

Contributing authors: Mr. Andreas Pieper



Mr. Andreas Pieper

Andreas Pieper (MSc) studied physics in Greifswald / Germany.

During his time as a doctoral student, he is dealing with graphene—a novel two-dimensional solid-state made of carbon—and numerical algorithms for matrix solvers on supercomputers.

Mr. Pieper wrote the prescient Introduction to this book.

Mr. Pieper is a sailor and the designer of the 9/11-GZM (Ground Zero Model) brand.

Politically, Mr Pieper classifies himself as a libertarian. He was born in the former GDR and was socialized after the fall of the Berlin Wall. Maybe he has a sixth sense in dealing with totalitarian regimes.

Contributing authors: Dr. François Roby



Dr. François Roby

Dr. François Roby is an associate professor in physics at the *Université de Pau et des Pays de l'Adour* in France. In February 2019 he released a preliminary physics paper on the HAL

scientific archive website, demonstrating the use of nuclear energy at Ground Zero.
<https://hal.archives-ouvertes.fr/hal-02004696>

Since April of 2019 Dr. Roby is forbidden of any teaching and/or research activity for 4 years by the French University administration, although nobody among his students or colleagues made any complaints about him. In February 2017 however, the president of the French Zionist lobby sent a defamatory letter to the president of Dr. Roby's university, where the physicist was presented, in particular, as a "mad scientist" and an "anti-Semite" because of the writings on his blog (<https://aitia.fr/erd/>). The letter strongly suggested taking heavy sanctions against Dr. Roby, which the university implemented promptly.

Contributing authors: Mr. Jeff Prager

Mr. Jeff Prager saw the Twin Towers rise in his youth. New York was his home, night and day. He saw the Twin Towers fall, the event destroying the places of his childhood, but even more violent was the impact of his perception of America.

Since then he has fought against the lie, feeling sickened himself by the growing number of 9/11 victims and his impotence to communicate the truth of the nuclear destruction of the WTC. In 2018 he came across the work of some physicists, who—in his own words—think differently, slightly mad. Schrödinger's cat had entered his life.

The 'cat thought experiment' of quantum mechanics is absurd and anticipates that you can't tell if a cat which hides in a box does actually exist or not. It may have two states. Since this contact Mr. Prager adapted his physical world view. Did the World Trade Center ever symbolize a state of stability and power, when at the same time an internal nuclear destruction scheme was present below it?

And today, does New York truly represent the Phoenix risen from the ashes, with the nuclear waste still molten in the rock below the Memorial Pools? And is the power of the Satanic Sect worshipping the Eye real, or is it already dead, without knowing it?

By all means, Mr. Prager has become a physicist as well.



https://en.wikipedia.org/wiki/Schrödinger's_cat

A life-size—and moveable—cat figure in the garden of Huttenstrasse 9, Zurich, where Erwin Schrödinger lived 1921–1926. A visitor to the house cannot know in advance where the cat will be.

About the Author

Mr. Heinz Pommer is a passionate hiker and observer of things, not making for speed, but endurance – in the sense of patience.

For him, connecting to nature does not only mean to observe, but rather feeling being a part of the energy flow of nature.

It is important to feel nature's energies correctly. In respect to September 11th, 2001, many walks and hikes were needed to get him closer to the truth.

Still water will never flows upwards. Except in trees, being invited to do so. The earth will never speak to you unless you start speaking to it. The stars will never shine for those who search for them with a spotlight. A fight with a dragon is no fight, unless there is the risk to get killed.



Leipzig, 2019

Heinz Pommer presenting a model of the Ground Zero device.

Studio event at SteinZeit TV, hosted by Robert Stein.

Above, author, lecturer, physicist, investigative journalist and documentation publisher Mr. Heinz Pommer explains the model of one of the devices employed on September 11th, 2001. Specifically, the device that demolished the South Tower.

<https://www.youtube.com/watch?v=EHWgeKhcFoU&t=29m14s>

The picture on the right shows the author on top of the volcano Stromboli, with the volcanic beast alive in the background.

From this visit the terrifying roar of eruption gases is vividly remembered.

It was vital to identify the fact of volume flow during the 9/11 event.



In respect to his search Mr. Pommer writes:

I choose to forget. Disgusted by the events of September 11th, 2001 and disgusted by the sheer and stupid brutality of all the actions that followed in the years after, "forgetfulness" seemed to be a fair choice.

It was not until stumbling across a presentation of Robert Stein on the subject, who presented the "absurd" statements of whistleblower Dimitri Khalezov – presenting the destruction of the WTC as a nuclear event, that I had to make a choice.

I immediately knew that Khalezov's claims were correct, in a certain sense. But I did not understand the magic, the dynamics. This was puzzling. This was different. This was clever. This was not only brutal and inhuman, it was also brilliant.

As a physicist who has arrived at this point of knowledge, you have to meet your obligations. I would have preferred not to do it. Having someone else doing it.

But I also realized that this task was appointed to me. I had no real choice. Little did I suspect that this would lead me not only twice each to London, Zurich and Leipzig but also to one live event in Chur, Switzerland, speaking in front of more than 3,000 people.

Not for profit

Profit for the authors
– in the monetary sense –
would spoil this book.

We have all been richly rewarded by serving the truth, to the best of our abilities, making the conscious decision to speak truth against power. Therefore, all profits from all sales of The Ground Zero Model; hard cover, soft cover, PDF, Kindle and Mobi, will be donated to charities chosen by the respective authors. The authors created this book without compensation and with all expenses related to its creation donated by the authors.

For orders of 10 books or more, soft or hard cover, or signed editions, contact the publisher at syrenamarketing@yahoo.com for substantial bulk discounts.

Media Inquiries Only: jprager@rocketmail.com.

Make this book a gift, a present to your friends and family. Decide for yourself how to take action and whom to help in your own special way.

Great movies could have been made from this story, totally different from the poor existing ones, which downgrade the event to a survival disaster drama. This could still take place if this book receives enough exposure.

"Great changes could take place if we were liberated"

~ Heinz Pommer



Physicist Mr. Heinz Pommer,
in the Fall of 2019, enjoying the peaceful
energy flow of nature, with his daughter.

It Is Now Up To The Americans

Little did I suspect that this research would lead me not only to a better understanding of the dynamics and the nuclear devices that destroyed the WTC on 9/11, but to a deep and much better understanding of history, including German history.

History needs to be re-written. The lie is gigantic, but it is not all-powerful. On the contrary, in respect to 9/11 it has failed. It has revealed itself.

It will completely dissolve, if we find the will to stand with the truth, with courage and with love for god's creation. However, the lie will triumph if we cowardly or complacently accept it. The key word is *acceptance*. The lie is alive, incessantly courting our subconscious, and our acquiescence is the lie's true source of energy.

We can stop it with two words, looking into the mirror:
"no more!"

Heinz Pommer studied physics in Germany and France. After his diploma degree he re-trained as a technical writer, documenting complex machinery. Since 2000 he works as CEO in his small enterprise for Automated Technical Documentation.

This present, small but challenging book is a short excerpt of "The demons trap — A handbook for understanding The 9/11 Deception of Perception".

As the nearly 1,000 page "handbook" changes and improves over time, it might never see a print publication. However, for those who are interested in the book, which is updated on an irregular basis, some chapters are currently available at:

www.911media.de/download/The_Demons_Trap_en.pdf